



# OPCIEAS™

**Everyone says Go Green... We Show How!!!**

**AN ISO 9001: 2008 CERTIFIED COMPANY**

**Importers & Exporters, Manufacturers, Suppliers, Distributors of Office, Educational Furniture and Play equipments**

---

## **S S Detachable wire shelves**

**(High Quality)**

**Features: It is high quality with no maintenance, will last long for years, it is ideal for versatile uses. (It not only makes a statement but also brightens the ambience of your premises.)**

**Domestic:** As this is so simple and convertible into two different racks of 3 x 3 feet you can use domestic purpose in versatile uses. In Kitchen you can use as vessel, Grocery storages by avoiding costly kitchen cabinets, shoe case, in bed room bed side rack to keep ornaments, mobile, watch book and many more – the advantage is no cockroach or insects attack as this is open and very well visible then and there to clean and store cleanly, having good air circulation there may not be the smell as in the closed kitchen cabinets if there is no smell you can avoid insects. It is easy to clean as there is no chance for deposit the dust and is rust proof though there is regular contact of water.

**Corporate, Schools, colleges:** Though it is Simple to see it is strong, durable, advanced and suitable for many versatile uses like: - In offices being rust proof many documents, file, books can keep safely, Schools and colleges to keep the books and records, in class rooms to keep Tiffin carriers/ lunch boxes of the students, bags in class rooms to keep the records pertaining to students or the study materials, books like compositions, maps and drawings and any such records, sports items like bats, balls, foot balls, hockey sticks, shuttle cock and bats and many more in the school's office or sports room, Display the prizes like shields and monuments in reception area or elsewhere.

**Heavy duty storage: 250Kg** and above in each level/shelves. It is ideal in whole sale and retail shops, wine shops, bar, medical shops, Ayurveda shops, Spa, beauty parlors, Vegetable and fruit stalls, Stores and Malls, it is easy to operate in both sides like storing or releasing from both sides will be much easy for a recurring use on daily basis. Besides all these it is ideal to display of samples of **glazed tile and granite ceramic bathroom wares** as it is having weight withstanding capacity of 250kg and above in each level, Grocery and stationery, Bakery and sweets, Shoe and chapels, readymade and other garments (being rust proof) , Keep the dress and other belongings near swimming pools, Gym, Glass ware display, as book racks in libraries and book shops, Hotels, Restaurants, Hospitals and many such situations.

**Advantage** Open wire design offers greater light penetration and visibility, lighter weight, air circulation and minimal dust and dirt accumulation, comfortable to use, clean. Convenient to dismantle and to pack or shift, It can erect to the desired height is a special advantage to meet many rare case requirements.

As it withstand the weight of above 250 Kg per each levels are very much useful to keep the old records of many Government offices, Banks and such institutions required to retain the old records for years without rust as it is stainless steel. Being the stored items are visible very well and the nature of construction of the racks with that intention will not affect the stored items adversely.

It is simple to use as it can be assembled, adjusted, detached by bare hand without any tools. This modular shelving economical compare to many other racks because of No maintenance like painting, polishing to get freshness being low carbon stainless it is rust proof. It is the most advanced and innovative steel wire storage system and many have turn to this trend considering its worth, utility, simplicity and many other advantages. Now a day it is one of the most preferred form of storage with great demand as it meets most of the customer demands features in a single product.

**More about the product:-** SS 304 Low carbon stainless (8Ni-18CR) Wire gauge: 6.0/5.0/4.5/3.5mm Finish with high gloss chrome plated **Available in bulk also** Size: H 72" x W 36" x D 18" measurements is in inches – weight withstanding capacity of above 250Kg per level.

Rs.10, 890.00+ **Available in bulk also**

---

[www.opcieas.co](http://www.opcieas.co), E-mail: [opcieas.opcieas1@gmail.com](mailto:opcieas.opcieas1@gmail.com)



# OPCIEAS™

*Everyone says Go Green... We Show How!!!*

**AN ISO 9001: 2008 CERTIFIED COMPANY**

Importers & Exporters, Manufacturers, Suppliers, Distributors of Office, Educational Furniture and Play equipments

---

Find the few images used for versatile uses





# OPCIEAS™

*Everyone says Go Green... We Show How!!!*

**AN ISO 9001: 2008 CERTIFIED COMPANY**

Importers & Exporters, Manufacturers, Suppliers, Distributors of Office, Educational Furniture and Play equipments

---





# OPCIEAS™

*Everyone says Go Green... We Show How!!!*

**AN ISO 9001: 2008 CERTIFIED COMPANY**

Importers & Exporters, Manufacturers, Suppliers, Distributors of Office, Educational Furniture and Play equipments

---





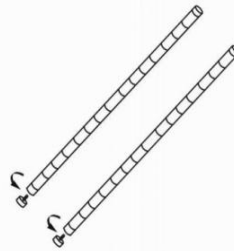
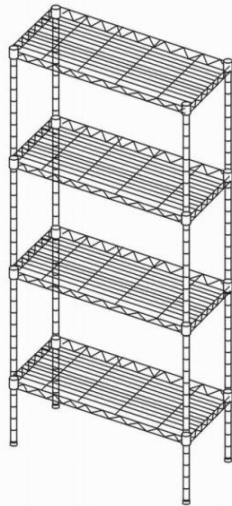
# OPCIEAS™

**Everyone says Go Green... We Show How!!!**

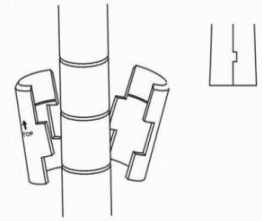
**AN ISO 9001: 2008 CERTIFIED COMPANY**

Importers & Exporters, Manufacturers, Suppliers, Distributors of Office, Educational Furniture and Play equipments

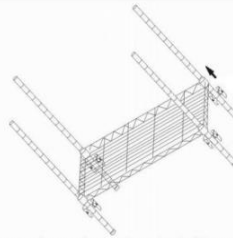
## INSTRUCTION OF 4 TIERS WIRE SHELVING



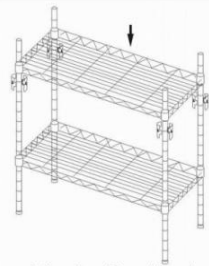
1: Screw the adjustable feet to the lower poles.




2: Snap the plastic clips into the pole groove of four lower poles at the same position.



3: Please make sure that you have the shelf the correct way up. Hold the shelf on its side and slide the top of the four poles through the bottom of the shelf at its corners until there is a snug fit. After the four poles have been slid through the shelf corner holes, set the shelf upright.




4: Repeat the step (2) and the step (3) to assemble the 2nd wire shelf as the photo.



Upper Pole

4PCS



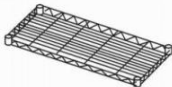
Lower Pole

4PCS



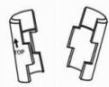
Adjustable Feet

4PCS



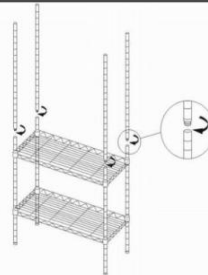
Wire Shelf

4PCS



Plastic Clips

32PCS



5: Make the upper poles connected with the lower poles and make sure its fastness.



6: Repeat the step (2) and the step (3) to assemble the 3rd and the 4th wire shelf as the photo. Then pushing firmly down on every shelf at corners by rubber mallet to secure the shelf in a place over the plastic clips.