



Type : CER



FEATURES

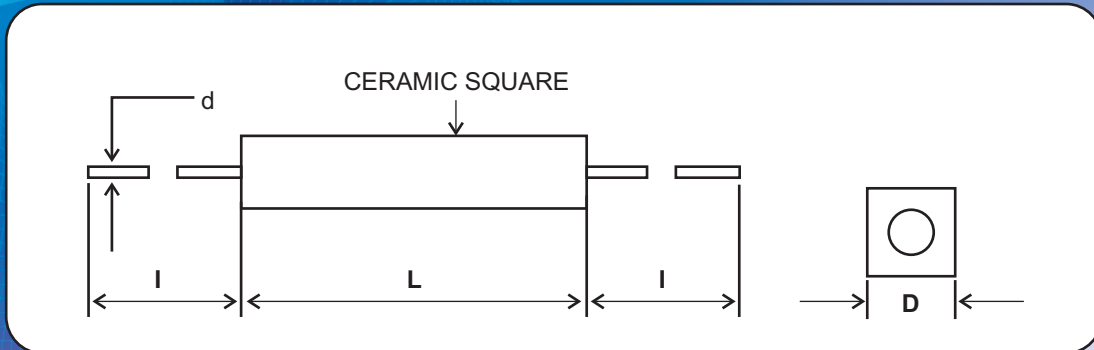
Economical Fire-Proof Case
Completely Welded Construction
High Resistance Values Available.
Non-Inductive type Available.

CONSTRUCTIONS :

These resistors are made by winding resistive wire on fibre glass cord or ceramic rods. Terminals are crimped or welded to end caps. This resistors assembly is then encapsulated in ceramic boat with high Temperature and fire retardant cement

SPECIFICATIONS

Ohmic Range	0.01E - 50K
Tolerance	± 10% Lower Tol. available
Power Ratings	2-40 Watts
Temp. Co-eff.	50 PPM/100 PPM/ 260 PPM
Dielectric Voltage	2500 V
Operating Temp.	250°C Max
Derate to Zero at	250°C



Rating at 70°C Watts	Dimensions in mm				Resistance Range
	L	D	d	I	
2W	18	7	0.8	35.0	1Ω-2K
3W	22	8	0.8	35.0	1Ω-3K
5W	22	10	0.8	35.0	.01Ω-10K
7W	35	10	0.8	35.0	.01Ω-20K
10W	48	10	0.8	35.0	.01Ω-30K
15W	60	12	0.8	35.0	.01Ω-40K
20W	60	14	0.8	35.0	.01Ω-50K
30W	76	19	Clip Terminals	-	.01Ω-60K
40W	90	19	Clip Terminals	-	.01Ω-70K

Note : Mounting Hardware of 30W & 40W Optional