



See life in true light...



MAYFAIR[®]

PRODUCT EXPLORER
December 2013



Commercial Luminaires LED/Fluorescent/CFL Lighting	2-21
Industrial Luminaires LED/Fluorescent/HID Lighting	22-25
Street Light Luminaires LED/Fluorescent/HID/CFL Lighting	26-31
Post Top/Landscape Luminaires LED/HID/CFL Lighting	32-45
Flood Light Luminaires LED/HID Lighting	46-49
Outdoor Luminaires LED/CFL Lighting	50-58
Accessories	59-62

**MF DL - LED 100**

3w

Ø70x(h)32mm

Recessed LED down light made of die cast aluminium housing fitted with acrylic diffuser.

**MF DL - LED 101**

8w

Ø95x(h)32mm

Recessed LED down light made of die cast aluminium housing fitted with acrylic diffuser.

**MF DL - LED 102**

14w

Ø125x(h)32mm


Recessed LED down light made of die cast aluminium housing fitted with acrylic diffuser.

**MF DL - LED 103**

21w

Ø160x(h)32mm

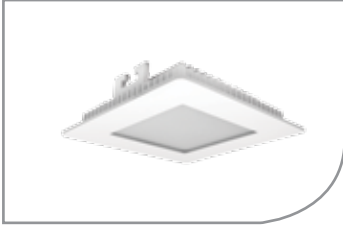
Recessed LED down light made of die cast aluminium housing fitted with acrylic diffuser.

**MF DL - LED 104**

5w

70x70x32mm
(LxWxH)

Recessed LED down light made of die cast aluminium housing fitted with acrylic diffuser.

**MF DL - LED 105**

10w

95x95x32mm
(LxWxH)

Recessed LED down light made of die cast aluminium housing fitted with acrylic diffuser.

**MF DL - LED 106**

18w

135x135x32mm
(LxWxH)

Recessed LED down light made of die cast aluminium housing fitted with acrylic diffuser.

**MF DL - LED 107**

25w

160x160x32mm
(LxWxH)


Recessed LED down light made of die cast aluminium housing fitted with acrylic diffuser.

**MF DL - LED 108**

12W

Ø100x(h)50mm

Recessed LED down light made of die cast aluminium housing fitted with acrylic diffuser.

**MF DL - LED 109**

18w

Ø135x(h)75mm


Recessed LED down light made of die cast aluminium housing fitted with acrylic diffuser.

**MF DL - LED 110**

24w

Ø180x(h)75mm

Recessed LED down light made of die cast aluminium housing fitted with acrylic diffuser.

**MF DL - LED 111**

12w

120x120x60mm
(LxWxH)


Recessed LED down light made of die cast aluminium housing fitted with acrylic diffuser.

**MF DL - LED 112**

18w

140x140x60mm
(LxWxH)

Recessed LED down light made of die cast aluminium housing fitted with acrylic diffuser.

**MF DL - LED 113**

20w

165x165x60mm
(LxWxH)

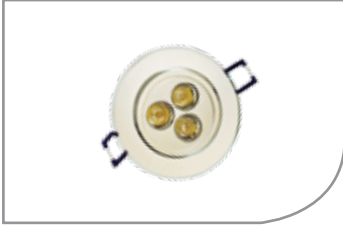
Recessed LED down light made of die cast aluminium housing fitted with acrylic diffuser.

**MF DL - LED 114**

1w

Ø27x(h)25mm

LED recess mounting spot light fixture.

**MF DL - LED 115**

3w

Ø70x50mm

LED spot light made die cast aluminium housing.

**MF DL - LED 116**

9w

Ø70x(h)65mm

LED spot light fixture made die cast aluminium housing fitted with high quality reflector.

**MF DL - LED 117**

12w

Ø100X(h)95mm

LED spot light fixture made die cast aluminium housing fitted with high quality reflector.

**MF DL - LED 118**

18w

Ø35x95(h)mm

LED spot light fixture made die cast aluminium housing fitted with high quality reflector.

**MF DL - LED 119**

24w

Ø140x(h)95mm

LED spot light fixture made die cast aluminium housing fitted with high quality reflector.




MF DL - LED 120

3w

75x75x55mm

Recessed LED downlight fixture.




MF DL - LED 121

3w

75x150x55mm

Recessed LED downlight fixture.



MF TL - LED 200

18w (1200mm)
9w (600mm)

Retrofit LED tube.



MF CL - LED 201

36w

600x600mm

LED panel light made of aluminium extrusions. Suitable for armstrong ceiling / suspension with steel wire ropes.



MF CL - LED 202

36w

300x1200mm

LED panel light made of aluminium extrusions. Suitable for armstrong ceiling / suspension with steel wire ropes.



MF CL - LED 203

18w 300x300mm

LED panel light made of aluminium extrusions. Suitable for armstrong ceiling / suspension with steel wire ropes.



MF CL - LED 204

45w 585x585mm

LED recess mounting / armstrong ceiling light fixture made of MS sheet housing fitted with acrylic cover.



MF CL - LED 205

36w 585x585mm
45W 585x585mm

LED recess mounting / armstrong ceiling light fixture made of MS sheet housing fitted with acrylic cover.



MF CL - LED 206

36w 580x580mm
45w 580x580mm

LED recess mounting / armstrong ceiling light fixture made of MS sheet housing fitted with acrylic cover.



MF CL - LED 207

3w

LED Surface mounted fixture made of SS housing duly powder coated.



MF CL - LED 208

2x3w

LED Surface mounted fixture made of SS housing duly powder coated.



MF CL - LED - 209

4x3w


LED Surface mounted fixture made of SS housing duly powder coated.



MF CL - LED - 210

3w

LED Spotlight fixture made of stainless steel housing.



MF CL - LED - 211

2x3w

LED Spotlight fixture made of stainless steel housing.



MF CLF 101 (C) (CU)

1x20w FTL
1x40w FTL

Strip Light with copper wound VPIT choke finished in super white powder coating.



MF-CLF-101(C)-(AL)

1x20w FTL
1x40w FTL

Strip light with aluminium VPIT choke finished in super white powder coating.



MF-CLF-101(D)

1x40w FTL EB

Decorative striplight with energy saving electronic ballast.



MF-CLF-101(E)

1x28w T-5 EB

Decorative striplight with energy saving electronic ballast.



MF CLF 102 (A)

1x20w FTL
1x40w FTL
2x20w FTL
2x40w FTL
1x40w EB
2x40w EB
1x40w HF
2x40w HF


Slim Box type fixture suitable for Domestic /Commercial/ Industrial use, finished in super white powder coating.



MF CLF 102 (B)

1x28w T-5 EB
 2x28w T-5 EB
 1x28w T-5 HF
 2x28w T-5 HF

Slim Box type fixture suitable for Domestic/Commercial/Industrial use, finished in super white powder coating.



MF CLF 102 (C)

1x14w T5
 1x28w T5

Decorative batten type T-5 fixture with clip on installers.



MF CLF 102 (E)

1x14w T-5
 1x28w T-5

Decorative batten type T-5 fixture with clip on installers with acrylic cover.



MF CLF 103 (D)

1x18w FTL
 1x36w FTL
 1x28w T-5

Sleek Minolta fixture fitted with energy saving electronic ballast.



MF CLF 104

1x40w FTL
 2x40w FTL


Blackboard light consist of multiple use box housing consisting of all accessories, easily detachable powder coated reflector.



MF DLF 201

Wall mounting / suspension / ceiling mounting fixture is provided with clear/Opal acrylic cover and high impact ABS made black end plates.

- 1x20w FTL
- 1x40w FTL
- 1x40w FTL HF
- 2x20w FTL
- 2x40w FTL
- 2x40w FTL HF



MF DLF 203

Surface mounting MIRROR OPTIC fixture fitted with mirror shine anodized aluminium reflector.

- 1x40w FTL
- 2x40w FTL
- 2x40w FTL HF



MF DLF 203 (A)

Surface mounting MIRROR OPTIC fixture with anodized aluminium reflector and cross louvers. (Parabolic reflector)

- 1x40w FTL
- 2x40w FTL
- 1x28w T-5
- 2x28w T-5
- 1x40w FTL HF
- 2x40w FTL HF



MF DLF 203 (C)

Surface mounting MIRROR OPTIC fixture comprising of anodized aluminium reflector and with plastic end covers.


- 1x40w FTL
- 2x40w FTL
- 1x28w T-5
- 2x28w T-5
- 1x40w HF
- 2x40w HF



MF DLF 208 (A)

Recess mounting fixture provided with built in illumination with its frame fitted with non yellowing opal / clear acrylic cover.


- | | |
|--------------|------------|
| 2x40w FTL | 195x1230mm |
| 2x40w FTL HF | 195x1230mm |



MF DLF 208 (E)

2x28w T-5	165x1185mm
2x40w FTL	165x1230mm
2x40w FTL HF	165x1230mm


Recess mounting MIRROR OPTIC fixture with built in illumination.



MF DLF 208 (F)

1x40w FTL	150x1230mm
1x28w T-5	150x1185mm
2x40w FTL	195x1230mm
2x28w T-5	195x1185mm
1x40w FTL HF	150x1230mm
2x40w FTL HF	195x1230mm

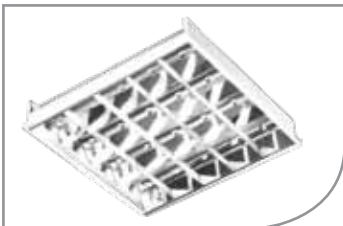
Recess mounting MIRROR OPTIC fixture with built in illumination.



MF DLF 208 (K)

2x40w FTL	280x1190mm
2x28w T-5	280x1190mm
2x40w FTL HF	280x1190mm

Recess Mounting MIRROR OPTIC fixture with white powder coated perforated sheet separating lamp compartment suitable for arm strong/gypsun board ceiling.



MF DLF 209 (D)

4x20w FTL	580x580mm
4x20w FTL (Parabolic)	580x580mm
4x20w FTL HF	580x580mm
4x20w FTL HF (Parabolic)	580x580mm

Recess mounting MIRROR OPTIC fixture with anodized aluminum reflector specially designed for Armstrong/ US Gypsum or Similar ceiling.



MF DLF 211

1X20w. FTL

MIRROR LIGHT fixture designed for mirrors in bathroom, bedrooms with plug and switch to suit your electrical needs.



MF DLF 213

4x28w T-5 HF
4x54w T-5 HF

Decorative suspended direct/indirect luminaire supplied with 2 point suspension system.



MF DLF 214

2x28w T-5 HF
2x54w T-5 HF

Decorative suspended luminaire supplied with 2 point suspension system.



MF DLF 215

2x28w T-5 HF
2x54w T-5 HF

Decorative suspended luminaire supplied with 2 point suspension system



MF DLF 216

2x28w T-5 HF
2x54w T-5 HF

Decorative suspended direct/indirect MIRROR OPTIC luminaire supplied with 2 point suspension system.



MF DLF 217

2x14/24w T-5 HF
4x14/24w T-5 HF

Decorative pedestal direct-indirect luminaire supplied with 5f. Powder Coated pipe and base. (total height 6ft.)



MF DLL 101

1X10/13w PL-C	Ø110x(h)140mm
1X10/13w PL-C-HF with B-22 Holders	Ø110x(h)140mm

Recess mounting down light fixture with powder coated frame fitted with anodized aluminium reflector.



MF DLL 101 (A)

1X10/13w PL-C	Ø110x(h)140mm
1X10/13w PL-C-HF with B-22 holders	Ø110x(h)140mm Ø110x(h)140mm

Recess mounting down light fixture fitted with anodized aluminium reflector and frosted glass cover.



MF DLL 102

1X18w PL-C	Ø135x(h)170mm
1X18w PL-C-HF with B-22 Holders	Ø135x(h)170mm Ø135x(h)170mm

Recess mounting down light fixture with powder coated frame fitted with anodized aluminium reflector.



MF DLL 104

1x18w PL-C	Ø170x(h)100mm
1x18w PL-C-HF	Ø170x(h)100mm
2X18w PL-C	Ø170x(h)100mm
2X18w PL-C-HF with B-22 holders	Ø170x(h)100mm Ø170x(h)100mm

Recess mounting down light fixture with powder coated frame fitted with anodized aluminium reflector.



MF DLL 105

1x18w PL-C	Ø170x(h)100mm
1x18w PL-C-HF	Ø170x(h)100mm
2x18w PL-C	Ø170x(h)100mm
2x18w PL-C-HF with B-22 holders	Ø170x(h)100mm Ø170x(h)100mm

Recess mounting down light fixture fitted with anodized aluminium reflector and frosted glass cover.



MF DLL 105 (A)

1X18w PL-C	Ø170x(h)70mm
1X18w PL-C-HF	Ø170x(h)70mm
2x18w PL-C	Ø170x(h)70mm
2x18w PL-C-HF	Ø170x(h)70mm
with B-22 holders	Ø170x(h)70mm

Recess mounting down light fixture fitted with anodized aluminium reflector and frosted glass cover.



MF DLL 106

2x18w PL-C	Ø170x(h)140mm
2x18w PL-C HF	Ø170x(h)140mm

Recess mounting down light fixture fitted with anodized aluminium parabolic cross louver.



MF DLL 108

2X18w PL-C	140x140x90mm
2x18w PL-C HF	140x140x90mm
with B-22 holders	140x140x90mm
	(LxWxH)

Recessed downlight fixture with anodized aluminium reflector and (P5) paralite louvers.



MF DLL 109

2X18w PL-C	140x140x90mm
2x18w PL-C HF	140x140x90mm
with B-22 holders	140x140x90mm
	(LxWxH)

Recessed downlight fixture with anodized aluminium reflector and frosted/clear glass cover.



MF DLL 110

1X18w PL-C
1X18w PL-C-HF
2X18w PL-C
2X18w PL-C-HF
with B-22 holders

Surface mounting downlight fitting with frosted glass cover.



MF DLL 111

1X18w PL-C
 1X18w PL-C-HF
 2X18w PL-C
 2X18w PL-C-HF
 with B-22 holders

Surface mounting downlight with anodized aluminium reflector.



MF DLL 112

1X70/150w CDM-T


Downlight fixture (die cast aluminium) with adjustable swing arrangement, covered with glass. (Separate control gear required)



MF DLL 113

CFL upto 23w

Surface mounting downlight with anodized finish aluminium reflector.



MF RML 201

2X11w PL-S

210x295mm

Recess mounting mirror optic fixture fitted with anodized aluminium reflector.



MF RML 203

2X11w PL-S
 2X18w PL-L

280x280mm
 280x280mm


Recess mounting fixture fitted with anodized aluminium reflector and P5 paralite louver.



MF RML 204

2X36w PL-L	280x485mm
2x36w PL-L HF	280x485mm


Recess mounting mirror optic fixture fitted with anodized cross louver.



MF RML 205

3X36w PL-L	485x485mm
3X36w PL-L-HF	485x485mm

Recess mounting mirror optic fixture fitted with anodized aluminium reflector.



MF RML 207

3X36w PL-L	580x580mm
2x36w PL-L	580x580mm
3x36w PL-L HF	580x580mm
2x36w PL-L HF	580x580mm

Recess mounting fixture fitted with anodized aluminium reflector and P5 paralite louver.



MF RML 210

2x36w PL-L	285x485mm
2x36w PL-L HF	285x485mm


Recess mounting fixture fitted with anodized aluminium reflector and P5 paralite louver.



MF RML 211

2X18w PL-L	280x280mm
2X36w PL-L	580x580mm
2x36w PL-L HF	580x580mm


Direct indirect Soft light fixture made of white powder coated CRCA sheet.



MF RML 212

2X36w PL-L	580x580mm
2x36w PL HF	580x580mm


Direct indirect Soft light fixture made of white powder coated CRCA sheet fitted with (P5) paralite louvers.



MF RML 213

2X11w PL-S	280x280mm
2X18w PL-L	280x280mm
2X36w PL-L+HF	280x485mm
2x14w (T5)	280x580mm

Recess mounting mirror optic fixture with white powder coated perforated strips separating the lamp compartment.



MF RML 214

3X36w PL-L	580x580mm
4X36w PL-L	580x580mm
3X14w T5	580x580mm
4X14w T5	580x580mm
3x36w PL-L HF	580x580mm
4x36w PL-L HF	580x580mm

Recess mounting mirror optic fixture with white powder coated perforated strips separating the lamp compartment.



MF RML 216

3X36w PL-L	580x580mm
3x36w PL-L HF	580x280mm


Recess mounting mirror optic fixture with (P5) paralite louvers.



MF RML 217

3X36w PL-L	580x580mm
3x36w PL-L HF	580x580mm

Recess mounting mirror optic fixture with parabolic cross louvers for armstrong/Gypsum ceiling.



MF RML 218

2X36w PL-L	580x580mm
2x36w PL-L HF	580x580mm

Recess mounting direct indirect light fixture with choice of wing colours. (orange, white, blue, green)



MF RML 219

2x36w PL-L	580x580mm
3x36w PL-L	580x580mm
2x36w PL-L HF	580x580mm
3x36w PL-L HF	580x580mm

Recess mounting fixture with reflector fitted with clear acrylic cover.



MF SML 301

2X11w PL-S
2X36w PL-L
3X36w PL-L


Surface mounting mirror optic fixture fitted with anodized aluminium reflector.



MF SML 301 (A)

1X11w PL-S
1X18w PL-L
1X36w PL-L

Surface mounting mirror optic fixture fitted with anodized aluminium reflector.



MF SML 302

2X11w PL-S

Surface mounting mirror optic fixture fitted with anodized aluminium reflector.



MF SML 305

2X11w PL-S
2X18w PL-L

Surface mounting fixture with anodized aluminium reflector and fitted with P5 paralite louver.



MF CLL 402

1X11w PL-S

Minolta type fixture fitted with clear/frosted acrylic cover and coloured end plates.



MF CLL 403

2X11w PL-S


Minolta type fixture fitted with clear/frosted acrylic cover and coloured end plates.



MF CLL 403 (B)

1X36w PL-L
1X11w PL-s

Wall/ceiling mounting fixture fitted with clear acrylic cover.



MF CLL 410

GLS upto 60w

Flood light fixture fitted with a clear glass and gasket. (Suitable for gardens)



MF CLL 413

GLS upto 60w

Ceiling light fixture with frosted glass cover. (white colour)



MF CLL 414

GLS upto 60w

Ceiling light with frosted glass cover. (white colour)



MF CLL 415

CFL upto 18w
1x18w PL-C

Ceiling light fitted with opal acrylic cover.



MF CLL 417

CFL upto 23w

Wall mounting weather proof indoor/outdoor fixture made of die cast aluminium, fitted with polycarbonate cover.



MF HL LED 300

50w
70w
100w
150w


LED Highbay fixture made of cast aluminium housing fitted with anodized aluminium reflector.



MF ILF 301

1X20w FTL
1X40w FTL
1x40w HF

Industrial fixture consist of a multi use box (MF-CLF-102(A)) housing with all the accessories & powder coated reflector.



MF ILF 302

2x20w FTL
2x40w FTL
2x40w HF


Industrial fixture consist of a multi use box (MF-CLF-102(A)) housing with all the accessories & powder coated reflector.



MF ILF 302 (A)

1X40w FTL
2X40w FTL
1x40w HF
2x40w HF

Industrial fixture consist of a multi use box (MF-CLF-102(A)) housing all the accessories and fitted with anodized aluminium reflector.



MF ILF 302 (B)

1X28w T-5 HF
2X28w T-5 HF

Industrial fixture consist of a multi use box housing all the accessories and\ fitted with anodized aluminium reflector.



MF ILF 302 (C)

Industrial dust proof corrosion proof polycarbonate body fitted with white CRCA control gear tray.

1X40w FTL
2X40w FTL
1x40w FTL HF
2x40w FTL HF
1x28w T5
1x28w



MF ILF 303 (B)

Highbay fixture having anodized aluminium reflector with die cast aluminium control gear box.

250w HPMV
400w HPMV
150w HPSV/MH
250w HPSV/MH
400w HPSV/MH



MF ILF 303 (C)

Highbay fixture having die cast aluminium control gear box & fitted with anodized aluminium reflector & heat resistant toughened glass.

250w HPMV
400w HPMV
150w HPSV/MH
250w HPSV/MH
400w HPSV/MH



MF ILF 303 (D)

Highbay fixture made of cast aluminium fitted with anodized aluminium reflector.

Upto 85w CFL



MF ILF 303 (E)

Highbay fixture with polycarbonate reflector (for enclosed version i.e. acrylic add 800 in list)


Upto 85w CFL
70w HPMH
150w HPMH



MF ILF 304 (A)

125w HPMV
70w HPSV/MH
150w HPSV/MH

Integral type well glass fixture consisting of vapour proof poly carbonate top with lamp holder attachment with control gear box.



MF ILF 305

125w MV
70w SV/MH
150w SV/MH
250w SV/MH

Industrial LOW BAY fixture made of CRCA MS housing duly powder coated fitted with clear toughened glass cover.



MF ILF 306

2X11w PL-L	280X280mm
2X18w PL-L	280X280mm
2X36w PL-L	280X580mm
3X36w PL-L	580x580mm
2X14w T-5	280x580mm
2x28w T-5	280x1180mm
2X40w FTL	280X1250mm

Recess mounting bottom openable CLEAN ROOM fixture with aluminium reflector and covered with clear acrylic cover. (Also available with stainless steel frame)



MF ILF 307

2x36w PL-L
3x36w PL-L
2x40w FTL
2x28w T5 HF

Surface mounting bottom openable clean room fixture with clear/opal acrylic cover (Also available in ss frame)



MF ILF 308

4x14w T5 HF
4x24w T5 HF
4x28w T5 HF
4x54w T5 HF


T-5 Highbay fixture with MS sheet housing and clear acrylic cover



MF MHL 801

GLS upto 200w

Flame proof fixture made of iron casting with super white stove enamelled paint inside fitted with a toughened glass.



MF SL - LED 301

25w
35w

LED street light fixture made of die cast aluminium housing fitted with toughened glass.



MF SL - LED 302

50w
70w

LED street light fixture made of die cast aluminium housing fitted with toughened glass



MF SL - LED 303

100w
140w


LED street light fixture made of die cast aluminium housing fitted with toughened glass



MF SL - LED 304

175w

LED street light fixture made of die cast aluminium housing fitted with toughened glass.



MF SLF 401 (A)

1X40w FTL
2X40w FTL
1x28w T-5
2x28w T-5

Street light fitting made of CRCA sheet canopy, a gear tray to carry all accessories.



MF SLF 401 (B)

1X40w FTL
2X40w FTL
1x28w T-5
2x28w T-5

Street light fitting made of aluminium canopy, a gear tray to carry all accessories.



MF SLF 502 (C)

85w CFL
125w HPMV
70w HPSV/MH

Industrial fixture consist of a multi use box (MF-CLF-102(A)) housing all the accessories and fitted with anodized aluminium reflector.

MF MVF 502 (D)

250w HPMV
150w HPSV/MH
250w HPSV/MH

Street light fixture made of aluminium single piece pressed housing fitted with acrylic cover.



MF MVF 502 (F)

85w CFL
70w HPSV/MH
150w HPSV/MH
250w HPSV/MH
400w HPSV/MH

Street light fixture complied with IP65 specification made of single piece aluminium die casting, pot optic reflector and heat resistant toughened glass.



MF MVF 502 (I)

150w HPSV/MH
250w HPSV/MH

Street light fixture complied with IP65 specification made of die cast aluminium fitted with pot optic reflector & toughened glass.



MF MVF 502 (J)

150w HPSV/MH
250w HPSV/MH
400w HPSV/MH

Street light fixture complied with IP 66 specification made of die cast aluminium fitted with pot optic reflector & toughened glass.



MF MVF 502 (K)

4X14w T5
4X24w T5

Street light fixture made of aluminium pressed housing fitted with aluminium reflector and acrylic cover.



MF MVF 502 (L)

150w HPSV/MH.
250w HPSV/MH.

Street light fixture complied with IP 66 specification made of die cast aluminium fitted with pot optic reflector & toughened glass.



MF MVF 502 (M)

70w HPSV/MH
150w HPSV/MH
250w HPSV/MH
400w HPSV/MH

Street light fixture complied with IP 66 specification made of die cast aluminium fitted with pot optic reflector & toughened glass.



MF MVF 502 (N)

150w HPSV/MH
250w HPSV/MH

Wall mounting/Pole mounting Street light fixture (IP65) made of die cast aluminium housing fitted with reflector and toughened glass. (Integral)



MF-MVF-502 (O)

150w SV/MH
250w SV/MH

Street light fixture IP65 made of cast aluminium housing fitted with pot optic reflector & toughened glass.



MF-MVF-502 (P)

150w SV/MH
250w SV/MH

Street light fixture IP65 made of cast aluminium housing fitted with pot optic reflector & toughened glass.



MF MVF 505

85w
150w HPSV/MH
250w HPSV/MH

Street light fixture made of single piece aluminium press housing, pot optic reflector and clear acrylic cover.



MF MVF 507

85w CFL
70w HPSV/MH
150w HPSV/MH

Street light fixture made of Aluminium sheet housing fitted with polycarbonate cover fitted with reflector (Integral)



MF MVF 507 (A)

85w CFL
70w HPSV/MH
150w HPSV/MH

Street light fixture made of Aluminium sheet housing fitted with polycarbonate cover fitted with reflector (Integral)



MF SLL 501

40w

Street light fixture made of single piece CRCA, Pressed housing fitted with anodized aluminium reflector & clear cover.



MF SLL 504

CFL upto 30w

Weather proof, aluminium die casted street light fixture with wall mounting stand clear poly carbonate cover. (Also available with 6 feet Pole.)



MF SLL 505

CFL upto 85W

Street light fixture made of deep drawn CRCA steel sheet fitted with acrylic cover.



MF SLL 507

85w CFL
125w HPMV
70w HPSV/MH.
150w HPSV/MH.
250w HPSV/MH.
250w HPMV

Street light fixture made of aluminium single piece pressed housing fitted with toughened glass.



MF SLL 508

CFL upto 85w

Street light fixture made of deep drawn aluminium sheet housing fitted with acrylic cover.



MF SLL 509

1x36w PL-L
2x36w PL-L
1x36w PL-L HF
2x36w PL-L HF

Street light fitting made of aluminium housing with acrylic cover.



MF SLL 510

1x14w T5
2x14w T5
1x24w T5
2x24w T5

Street light fitting made of aluminium housing with acrylic cover.



MF SLL 511

CFL upto 30w

Street fixture made of CRCA steel sheet fitted with acrylic cover.



MF LED BL-060

6w LED

Bollard light fixture made of cast aluminium fitted with polycarbonate diffuser. (Height : 300mm)



MF LED BL-061

6w LED

Bollard light fixture made of cast aluminium fitted with polycarbonate diffuser. (Height : 800mm)



MF LED BL-062

6w LED

Wall mounting light fixture made of cast aluminium fitted with polycarbonate diffuser. (Height : 200mm)



MF LED BL-063

6w LED

Bollard light fixture made of cast aluminium fitted with polycarbonate diffuser. (Height : 800mm)



MF LED BL-064

6w LED

Wall mounting light fixture made of cast aluminium fitted with polycarbonate diffuser. (Height : 200mm)



MF LED BL-065

6w LED

Bollard light fixture made of cast aluminium fitted with polycarbonate diffuser. (Height : 300mm)



MF LED BL-066

6w LED

Bollard light fixture made of cast aluminium fitted with polycarbonate diffuser. (Height : 800mm)



MF LED BL-067

6w LED

Wall mounting light fixture made of cast aluminium fitted with polycarbonate diffuser. (Height : 250mm)



MF LED BL-068

6w LED (One way)
2x6w LED (Two way)
4x6w LED (Four way)

Bollard light fixture made of cast aluminium fitted with polycarbonate diffuser. (Height : 800mm)



MF LED BL-069

upto 23w CFL

Bollard light fixture made of cast aluminium fitted with polycarbonate diffuser. (Height : 800mm)



MF LED BL-070

upto 23w CFL

Bollard light fixture made of cast aluminium fitted with polycarbonate diffuser. (Height : 300mm)



MF LED BL-071

upto 23w CFL

Wall mounting light fixture made of cast aluminium fitted with polycarbonate diffuser. (Height : 250mm)



MF PTL 601

CFL upto 45w

Post top lanterns consist of a cast aluminium pole mounting piece, opal non yellowing acrylic cover and spun aluminium canopy.



MF PTL 602

CFL upto 45w
HPMV 125w
HPSV/MH 70w (I)

Post top lanterns consist of a cast aluminium pole mounting piece, opal clear non yellowing acrylic cover and spun aluminium canopy.



MF PTL 604

CFL upto 36w

Post top lantern consist of cast aluminium pole mounting piece, opal/clear acrylic cover & spun aluminium canopy



MF PTL 605

CFL upto 85w
 HPMV 125w
 HPSV/MH 70w (I)
 Diffuser

Integral spherical shaped roto moulded post top lanterns consist of cast aluminium spigot high density polyethylene diffusers.



MF PTL 606

CFL upto 85w
 HPMV 125w
 HPSV/MH 70w (I)
 Diffuser

Integral elliptical shaped roto moulded post top lanterns consist of cast aluminium spigot high density polyethylene diffusers.



MF PTL 607

CFL upto 85w
 HPMV 125w
 HPSV/MH 70w (I)
 Diffuser

Integral conical shaped roto moulded post top lanterns consist of cast aluminium spigot high density polyethylene diffusers.



MF PTL 608 (A)

CFL upto 36w

Post top lantern consist of a cast aluminium pole mounting piece, clear acrylic non yellowing cover and spun aluminium canopy.



MF PTL 608 (B)

with M.S. Pipe

Bollard light fixture made of with a cast aluminium pole mounting piece, clear polycarbonate cover & semi spherical top. Height : 600mm



MF PTL 608 (C)

CFL upto 85w

Post top lantern consist of a cast aluminium pole mounting piece, clear acrylic cover and spun aluminium canopy.



MF PTL 610

Upto 85w CFL
HPMV 125w
HPSV/MH 70w (I)

Integral Post top lantern consist of cast aluminium pole mounting base, opal acrylic cover and spun aluminium canopy.



MF PTL 613

CFL upto 45w
1x18w PLC

Post top lantern made of cast aluminium pole mounting base and top fitted with polycarbonate cover. ALSO AVAILABLE WITH 6 FEET POLE.



MF PTL 614

CFL upto 45w
1x18w PLC

Post top lantern made of cast aluminium pole mounting base and top fitted with polycarbonate cover. ALSO AVAILABLE WITH 6 FEET POLE.



MF PTL 615

CFL upto 23w (AL pipe)

Bollard made of M.S./aluminium Pipe with base plate and fitted with polycarbonate cover and semi spherical aluminium top. ALSO AVAIL- ABLE WITH POLE MOUNTING BASE. Height : 600mm



MF PTL 616

CFL upto 23w (AL pipe)

Bollard made of M.S./aluminium Pipe with base plate and fitted with polycarbonate cover and semi spherical aluminium top.
Height : 600mm



MF PTL 617

CFL upto 26w

Post top lantern with die cast aluminium top and base fitted with polycarbonate cover.



MF PTL 617 (A)

CFL upto 26w

Post top lantern with die cast aluminium top and base fitted with polycarbonate cover.



MF PTL 618

CFL upto 26w

Wall mounting fixture made of cast aluminium base and top fitted with polycarbonate cover.



MF PTL 619

CFL upto 26w

Garden light fixture consist of 2 ft. aluminium pole and casted base. Height : 1000mm



MF PTL - 619 (A)

upto 26w CFL

Bollard light fixture made of die cast aluminium box, aluminium pipe and polycarbonate cover. Height : 800mm



MF PTL 620 (A)

85w CFL
70w HPMH
150w HPMH

Post top lantern made of die cast aluminium base, spun aluminium top and polycarbonate cover (Integral)



MF PTL 620 (B)

85w CFL
70w HPMH
150w HPMH

Post top lantern made of die cast aluminium base, spun aluminium top and polycarbonate cover. (Integral)



MF PTL 620 (C)

85w CFL
70w HPMH
150w HPMH

Post top lantern made of die cast aluminium base, spun aluminium top and polycarbonate cover. (Integral)



MF PTL 620 (D)

85w CFL
70w HPMH
150w HPMH

Post top lantern made of die cast aluminium base, spun aluminium top and polycarbonate cover. (Integral)



MF PTL - 620 (E)

upto 65w CFL

Post top lantern made of die cast aluminium base, spum aluminium top and polycarbonate cover.



MF PTL 621 (A)

85w CFL
70w HPMH
150w HPMH

Post top lantern with die cast aluminium base & top fitted with polycarbonate cover. (Intergral)



MF PTL 621 (B)

85w CFL
70w HPMH
150w HPMH

Post top lantern with die cast aluminium base & top fitted with polycarbonate cover. (Intergral)



MF PTL 621 (C)

85w CFL
70w HPMH
150w HPMH

Post top lantern with die cast aluminium base & top fitted with polycarbonate cover. (Intergral)



MF PTL 621 (D)

85w CFL
70w HPMH
150w HPMH

Post top lantern with die cas aluminium base & top fitted with polycarbonate cover



MF PTL - 621 (E)

upto 65w CFL
70w
150w


Post top lantern with die cast aluminium base & top fitted with polycarbonate cover. (Integral)



MF PTL - 621 (F)

upto 65w CFL
70w
150w

Post top lantern made of die cast aluminium base, spun aluminium top and poly carbonate cover.



MF PTL - 621 (G)

1x36/55w

Post of lantern made of die cast aluminium fitted with acrylic cover & spun aluminium top.



MF PTL 622 (A)

85w CFL
150w HPMH/SV
250w HPMH/SV
400w HPMH/SV

Post of lantern made of die cast aluminium fitted with polycarbonate cover. (Integral)



MF PTL 622 (B)

85w CFL
150w HPMH/SV
250w HPMH/SV
400w HPMH/SV

Post of lantern made of die cast aluminium fitted with polycarbonate cover. (Integral)



MF PTL 623

CFL upto 85w

Post of lantern made of die cast aluminium fitted with frosted glass cover.



MF PTL 626

PAR 30 upto 75w/
9w LED

Bollard fixture made of cast aluminium top fitted in M.S. pipe. Height : 600mm



MF PTL - 626 (A)

PAR 30 75w
9w LED

In-direct bollard light fixture made of cast aluminium base perforated aluminium pipe fitted with toughened glass. (Height : 800mm)



MF PTL - 626 (B)

PAR 30 75w
9w LED

In-direct bollard light fixture made of cast aluminium base, aluminium pipe fitted with toughened glass. (Height : 800mm)



MF PTL 627

CFL upto 26w

Bollard fixture made of die cast aluminium base, aluminium pipe & polycarbonate cover Height : 500mm



MF PTL - 627 (A)

CFL upto 23w

Bollard light fixture made of cast aluminium base and pipe fitted with polycarbonate cover. (Height : 600mm)



MF PTL 630

CFL upto 15w
LED 3w

Bollard light fixture made of cast aluminium top and pipe covered with acrylic lens. Height : 525mm



MF PTL 632

CFL upto 15w
LED 3w

Bollard light fixture made of stainless steel (SS304) with poly carbonate cover. Height : 600mm



MF PTL 634

CFL upto 18w

Bollard fixture made of die cast aluminium fitted with acrylic cover Height : 600mm



MF PTL 635

CFL upto 26w

Bollard fixture made of die cast aluminium fitted with polycarbonate cover. Height : 800mm



MF PTL - 635 (A)

upto 26w CFL

Bollard light fixture made of cast aluminium base, aluminium pipe, cast aluminium top and poly carbonate plates. (Height : 800mm)



MF PTL 636

CFL upto 26w

Bollard fixture made of die cast aluminium fitted with polycarbonate cover. Height : 800mm



MF PTL - 636 (A)

upto 23w CFL

Post top lantern made of cast aluminium base and top fitted aluminium louvers and polycarbonate covers.



MF PTL 637

CFL upto 26w

Bollard fixture made of die cast aluminium fitted with polycarbonate cover. Height : 800mm



MF PTL 638

CFL upto 23w
70w HPMH
LED 12w

Bollard light fixture made of die cast aluminium fitted with toughened glass. (can be made with upto 3m height) Height : 1000mm



MF PTL 640

1x70w/150w HPMH

Decorative post top lantern made of die cast aluminium with poly carbonate cover (NON INTEGRAL)



MF PTL 641

1x70w/150w HPMH

Decorative post top lantern made of die cast aluminium with poly carbonate cover (NON INTEGRAL)



MF PTL 642

1x70w/150w HPMH

Decorative post top lantern made of die cast aluminium fitted with toughened glass. (NON INTEGRAL)



MF PTL 643

1x70w/150 HPMH

Decorative luminaire suitable for drop down mounting made of die cast aluminium fitted with toughened glass. (NON INTEGRAL)



MF PTL 644

1X70w CDM-T/
1X150w CDM-T


Decorative indirect post top lantern made of die cast aluminium base arms & spun aluminium top. (NON INTEGRAL)



MF PTL 645

70/150w CDMT

Decorative indirect lighting post top lantern make of cast aluminium base and fibre sheet with 3mtr. MS/AI pole



MF PTL 646

70/150w CDMT

Decorative indirect lighting post top lantern make of cast aluminium base and fibre sheet with 3mtr. MS/AI pole



MF PTL 647

70/150w CDMT

Decorative indirect lighting post top lantern make of cast aluminium base and fibre sheet with 3mtr. MS/AI pole



MF PTL 648

1x70/150w CDMT
2x70/150w CDMT

Decorative indirect lighting post top luminaire make of die cast aluminium fixture fitted on 3mtr. square MS pole.



MF FL - LED 401

20w
35w

LED flood / bay light fixture made of die cast aluminium housing fitted with toughened glass.



MF FL - LED 402

50w
70w

LED flood / bay light fixture made of die cast aluminium housing fitted with toughened glass.



MF FL - LED 403

100w
140w

LED flood / bay light fixture made of die cast aluminium housing fitted with toughened glass.



MF FL - LED 404

200w
280w

LED flood / bay light fixture made of die cast aluminium housing fitted with toughened glass.



MF FLF 702

HPSV/MH
upto 400w
upto 1000w

Weather proof flood light consists of a casted canopy & detachable reflector made of aluminium sheet, fitted with toughened glass.



MF FLF 703 (A)

1x400w
HPSV/MH

Flood light fixture consisting of cast aluminium housing, anodized aluminium reflector, toughened glass.



MF FLF 703 (C)

2X400W
HPSV/MH

Flood light fixture suitable for twin lamp consisting of cast aluminium housing anodized aluminium reflector, toughened glass.



MF FLF 703 (C) (i)

2x400w
HPSV/MH

Flood light fixture suitable for twin lamp consisting of cast aluminium housing anodized aluminium reflector, toughened glass.



MF FLF 703 (F)

150w SV/MH
250w SV/MH
400w SV/MH

Integral type IP65 light fixture with cast aluminium housing finished in black and hammered finished anodized reflector and toughened glass.



MF FLF 703 (G)

70w HPMH
150w HPMH

Integral type IP65 flood light fixture with cast aluminium housing finished in black and hammered finished bright anodized reflector and toughened glass cover.



MF HLF 800

Halogen 500w

Weather proof halogen fittings to give high light output with a unique designed reflector heat resistant. glass and silver tipped lamp holders.



MF HLF 801

Halogen 1000w

Weather proof halogen fittings to give high light output with a unique designed reflector heat resistant glass and silver tipped lamp holders.



MF MHF 805 (A)

70/150w HPMH

Non integral flood light fixture made of cast aluminium & fitted with toughened glass.




MF MHF 806

125w HPMV
 250w HPMV
 400w HPMV
 70w HPSV/MH
 150w HPSV/MH
 250w HPSV/MH
 400w HPSV/MH
 1000w HPMH

2x250w HPSV/MH
 2x400w HPSV/MH

Single/double weather proof powder coated control gear box housing all accessories.

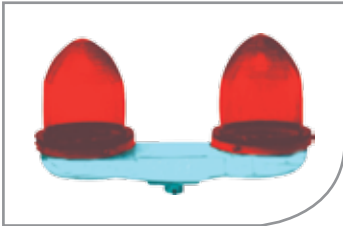




MF ALF 803

GLS upto 100w
LED

Aviation fixture made of cast aluminium fitted with polycarbonate/glass cover.



MF ALF 804

GLS upto 100w
LED

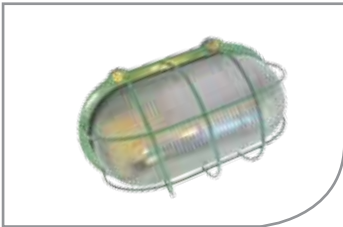
Aviation fixture made of cast aluminium fitted with polycarbonate/glass cover.



MF BHF 802 (A)

CFL upto 8w

Bulkhead fixture are made from aluminium casting frame and M.S. Base, provided with heat resistant prismatic glass/clear glass.



MF BHF 802 B (i)

CFL upto 14w

Bulkhead fixture are made from aluminium alloy casting provided with heat resistant prismatic glass, with wire guard and a special key.



MF BHF 802 B (ii)

GLS upto 100w.

Bulkhead fixture made of M.S. base fitted with heat resistant frosted glass.



MF BHF 802 (C)

GLS upto 20w

Bulkhead fixture made from aluminium alloy casting, provided with heat resistant frosted glass.



MF BHF 802 (D)

CFL upto 20w
1X18w PL-C

Bulkhead fixture made from aluminium alloy casting provided with heat resistant clear glass and wire guard.



MF BHF 802 (E)

CFL upto 20w


Bulkhead fixture made from aluminium casting fitted with polycarbonate cover.



MF BHF 802 (F)

1X18w PL-C

Wall mounting fixture made of cast aluminium base and top fitted with polycarbonate cover.



MF BHF 802 (H) (i)

CFL upto 23w
1X18w PL-C

Brick light fixture made of die cast aluminium fitted with frosted glass.



MF BHF 802 (H) (ii)

CFL upto 23w
1X18w PL-C


Brick light fixture made of die cast aluminium fitted with frosted glass.



MF BHF 802 H (iii)

CFL upto 23w
1X18w PL-C

Brick light fixture made of die cast aluminium fitted with frosted glass.



MF BHF 802 H (iv)

CFL upto 23w
1x18w PL-C

Brick light fixture made of die cast aluminium fitted with frosted glass.



MF BHF 802 (I) (i)

CFL upto 14w
1x18w PL-C

Wall mounting Bulkhead fixture made of aluminium die casting fitted with frosted glass.



MF BHF 802 (J)

220V 50w

Wall mounting Bulkhead pathways lighting fixture made of aluminium die casting fitted with toughened glass.



MF BHF 802 (K) (i)

12V 50w

Brick light fixture made of die cast aluminium fitted with frosted glass.



MF BHF 802 (K) (ii)

12V 50w

Brick light fixture made of die cast aluminium fitted with frosted glass



MF BHF 802 (K) (iii)

12V 50w

Brick light fixture made of die cast aluminium fitted with frosted glass.



MF BHF 802 (L)

CFL upto 8w/
With E-14 holder

Wall mounting pathways lighting fixture made of die cast aluminium.



MF BHF 802 (M)

CFL upto 23w
1X18w PL-C


Bulkhead fixture made of aluminium alloy casting fitted with polycarbonate cover & frame.



MF BHF 802 (N)

CFL upto 23w
1X18W PL-C

Bulkhead fixture made of aluminium alloy casting fitted with polycarbonate cover.



MF BHF 802 (O)

CFL upto 23w
1x18w PL-C

Bulkhead fixture made of aluminium alloy casting fitted with polycarbonate cover.



MF-BHF-802 (P)

12v 50w
2x3w LED
PAR 30w Upto 75w

Wall mounted up downlight (Integral)



MF BHF 802 (Q)

12v 50w
3w LED
PAR 30 upto 75w

Wall mounted up or downlight (Integral)



MF-BHF-802 (R)

CFL upto 8w (6" Glass)
CFL upto 14w (8" Glass)

Wall mounting decorative luminaire fitted with frosted glass.



MF BHF - 802 (S)

2x3w LED

LED up-down light made of cast aluminium housing fitted with reflector and toughened glass.



MF BHF - 802 (T)

3w LED

LED up or down light made of cast aluminium housing fitted with reflector and toughened glass.



MF BHF - 802 (U)

2x1w LED

LED up-down light made of die cast aluminium housing fitted with polycarbonate lens.



MF BHF - 802 (V)

1w LED

LED up or down light made of die cast aluminium housing fitted with polycarbonate lens.



MF WLL 901

PAR 38 upto 120w
1x70w CDMT
6w LED
9w LED

In-ground light in aluminium die casting fitted with stainless steel ring and toughened glass cover. (Not Integral)



MF WLL 902

Halogen 12v 50w
3w LED
1w LED

In-ground light in aluminium die casting fitted with stainless steel ring and toughened glass cover.



MF WLL 903

Halogen 12v 50w
3w LED

In-ground light in aluminium die casting fitted with stainless steel ring and toughened glass cover.



MF WLL 904

2x12v 10w
3w LED

Drive over in-ground light fixture made of cast aluminium housing.



MF PLL 904

12v 50w

Planter spike light made of aluminium die casting.



MF PLL 904 (A)

with MR 16 Holders
3w LED

Spike light fixture made of cast aluminium housing.



MF PLL 906

Par 38 upto 120w

Planter spike light made of aluminium die casting.



MF PLL 907

PAR 38 upto 120w

Wall mounting spot light made of aluminium die casting.



MF PLL 909

1x70w CDM-T
1x150w CDM-T

Wall / Floor mounting light made of die cast aluminium fitted with die casted control gear box.



MF PLL 910

Halogen 12v 50w
3w Led

Wall mounting spot light made of die cast aluminium.



MF PLL 911

PAR 30 upto 75w
12w LED

Spike light made of die cast aluminium.



MF PLL 912

PAR 30 upto 75w
12w LED

Wall mounting light made of die cast aluminium.



MF PLL 913

18 LED
36 LED
18/36 LED (RGB)

Extruded aluminium LED flood light fixture (IP65)
Available in Warm White (WW), Red (R), Blue (B), RGB Solution.



MF PLL 914

18 LED
36 LED
18/36 LED (RGB)

Extruded aluminium LED flood light fixture (IP65)
Available in Warm White (WW), Red (R), Blue (B), RGB Solution.



MF PLL 915

18 LED
36 LED
18/36 LED (RGB)

Extruded aluminium LED flood light fixture (IP65)
Available in Warm White (WW), Red (R), Blue (B), RGB Solution.



MF FLL 601

Halogen 12v 50w.
3w LED

Weather proof, corrosion proof aluminium die casted fountain light with heat resistant toughened glass.



MF FLL 602

GLS upto 100w.
9w LED
12w LED

Weather proof, corrosion proof aluminium die casted fountain light with heat resistant toughened glass.



ACC 1

20w/40w FTL (Cu)
65w/80w FTL (Cu)

Heavy duty polyster filled copper wound FTL ballast.



ACC 2

HPMV 80w
HPMV 125w
HPMV 250w
HPMV 400w
HPSV/MH 70w
HPSV/MH 150w
HPSV/MH 250w
HPSV/MH 400w

ACC 2 (ii)

70w HPSV/MH
150w HPSV/MH
250w HPSV/MH
400w HPSV/MH

Heavy duty copper wound ballast and control gear units.



ACC 3

20w/40w FTL CU
20w/40w FTL AL

Open construction heavy duty copper/aluminium ballast.



ACC 4

11w PL-L/
18w PL-C

Open construction heavy duty copper wound ballast.



ACC 5 (i)

Heavy duty open construction VPIT ballast for HID lamps.

- 125w HPMV
- 250w HPMV
- 400w HPMV
- 70w HPSV/MH
- 150w HPSV/MH
- 250w HPSV/MH
- 400w HPSV/MH



ACC 6 (i)

High frequency electronic ballast for industrial use with PF >.95 to .99

- 1x36w CFL/FTL
- 2x36w CFL/FTL
- 1x14w/24/28w T-5
- 2x14w/24w/28w T-5
- 2x18w PL-C
- 4x14w T-5



ACC 6 (ii)

Domestic use electronic ballast

- 1x18/36w FTL
- 1x14/28w T-5
- 1x18w PL-C



ACC 7

Electronic Ignitor are designed to suit high pressure sodium vapour/metal halide lamps upto 400 watt.

- HPSV/MH upto 400w
- HPMH upto to 1000w



ACC 8

Capacitor are made from ABS cans terminal soldering tags, hermetically sealed housing & impregnated for cool operation.


- 4 MFD
- 8 MFD
- 10 MFD
- 20 MFD
- 33 MFD
- 42 MFD



ACC 9

220V 18/36w FTL
110V 2X20w FTL

Starter for flourescent lamps ISI marked.



ACC 10

Single
Double

Tube holder base for single/double holder.



ACC 11 (i)

FTL 18/36w

Push fit holders with brass contracts.



ACC 11 (ii)

FTL 18/36w.

Spring loaded rotor type tube holder with brass contacts.



ACC 12

11w. CFL
13/18w. CFL
18/36w. CFL (4 Pin)

CFL holder with brass contacts.



ACC 13

Holder

Starter holder with brass contacts.



ACC 14

2 Pin Holder
3 Pin Holder
Thread type 125/70w.
250/400w.

Lamp holder for single ended HID lamps.

TERMS & CONDITIONS

1. The price list cancels all our previous price-lists.
2. The above prices are subject to revision any time without prior notice.
3. Our rates are Ex-Godown-Delhi.
4. TAXES SHALL BE CHARGED EXTRA AS APPLICABLE AT THE TIME OF SUPPLY.
5. All the rates are WITHOUT LAMPS AND TUBES.
6. Our fittings and accessories are GUARANTEED FOR A PERIOD OF TWO YEARS for their satisfactory performance against any manufacturing defects.
7. Mayfair Lightng reserves the rights to make changes in the desin and data without any prior notice.
8. Disputes if any will be subject to New Delhi Jurisdiction.

Authorised Trade Partner

email : info@mayfair.net.in
URL : www.mayfair.net.in