



P G V T

600x600mm | 600x1200mm
DIGITAL VITRIFIED TILES

Live *the*
Natural



ANTI SKY BLUE



ARKOS CREMA



CAPRI BEIGE



CARARA WHITE



DYNA MAJESTIC



DYNA MINT



EARTH BIANCO



ETHOS GREEN





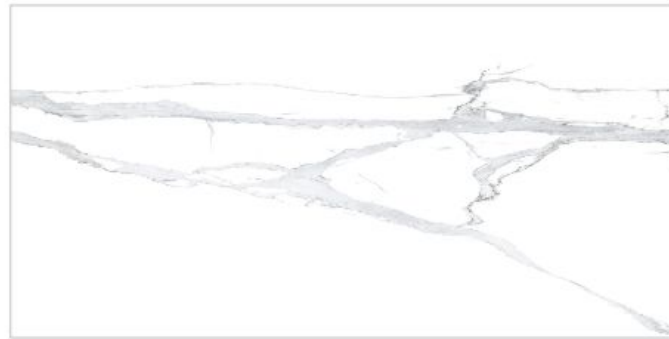
EUROPA WHITE



FLORITA CREMA



GALAXY GOLD



HIMALAYA WHITE



ITALINO GRIS



LA CORTE BEIGE



LEVENTINA BEIGE




MARFIL CLASSIC





MOKA GREY



NETRA GOLD



ONIX BEIGE



ONIX CLOUD




ONIX NATURAL



OPERA BEIGE



OPERA SKY



PERLATO GOLD





PULPIS BLUE



PULPIS GRIS



RAINBOW BEIGE



RIVERA BEIGE



RIVERA CREMA



RIVERA GREY



SINOMA BIANCO



SINOMA BROWN





TRAVERTINO



TROPICAL IVORY




VENATO GREY



ALBETA GREEN



ANTIQ CREMA



ANTIQ GREY



ATLANTIS BEIGE



CARARRA





CREMA MARFIL



CULCUTTA WHITE



DYNA PEARL



ELECTRA MARFIL



EMERALD GREY



EP-101



EP-102



EP-103



EP-104




EP-105




FLOREX CREMA



FLOREX GREY



MARBELLA BIANCO



MARBLE WHITE



MARFIL BEIGE



MARFIL MINT



OROBICO COPPER



OSON MARBLE



PIETRA BEIGE



ROMAN CREMA





DESERT WOOD BROWN



DESERT WOOD BEIGE



CALIFORNIA BROWN



FRANCE WOOD MIST



MORADO WENGE



MORADO BEIGE



MORADO BROWN



MORADO GREY





PINE WENGE



PINE BEIGE



SAND WOOD BEIGE



SAND WOOD ALMOND



WOOD LAND BROWN



TOUCH WOOD BROWN



LAMA BROWN



BLACK PEARL BROWN





CHICAGO



FARIDA



FL-501




FL-502



FL-503



FL-504



FL-505



FRESHNO WOOD



GERMAN PINE



GERMAN WENGE



LAVA COPER



OAK WENGE



PAM WOOD BEIGE



PAM WOOD GOLDEN



PAM WOOD WENGE



PERSA WOOD



RAINBOW BRONZE



RED WOODLAND



SIRA BLACK WOOD



TEAK WOOD



TIMB WOOD BEIGE



URBAN WOOD



WOODEN CHERRY



YELLOW RAIN BROWN



CALIFORNIA BROWN



DESERT WOOD BROWN



LAMA BROWN



MORADO BROWN



MORADO WENGE



PINE WENGE



SAND WOOD_BEIGE



WOOD LAND BROWN



DESERT WOOD BEIGE



FRANCE WOOD MIST



MORADO BEIGE



MORADO GREY



PINE BEIGE



SAND WOOD ALMOND



TOUCH WOOD BROWN



BLACK PEARL BROWN



CHICAGO



FARIDA



FL-501



FL-502



FRESHNO WOOD



GERMAN PINE



GERMAN WENGE



LAVA COPER



OAK WENGE



PAM WOOD BEIGE



PAM WOOD GOLDEN



PAM WOOD WENGE



PERSA WOOD



RAINBOW BRONZE



RED WOODLAND



SIRA BLACK WOOD



TEAK WOOD



TIMB WOOD BEIGE



URBAN WOOD



WOODEN CHERRY



YELLOW RAIN BROWN





1001



1006



1007



1009



1010



1011




1013



1014



1015



1016



1020




1021





1022



1023



1024



1025




1026




1027



1028



1029



1030



1031



1032



1033






1034



1035



1036



1037



1038



1039



1040



1041



1042



1043



1044



1045





1046



1048



1049




1050



1051



1052




1053



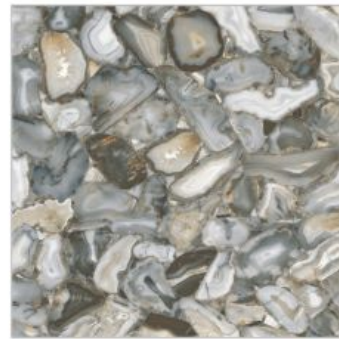
1054




1055



1056



1057



1058





1059



1060



1061



1062




1063




1064



1065



1066



1067



1068



1069



1070





1071



1072



1073



1074



1075



1076



1077



1078



1079



1080



1081



1082





1083




1084



1085



1086



1087



1089



1090



1091




1092



1093



1094



1095






1096



1097



1098



1099




1101



1102



1103



1104



1105



1107



1108



1109





1110



1111



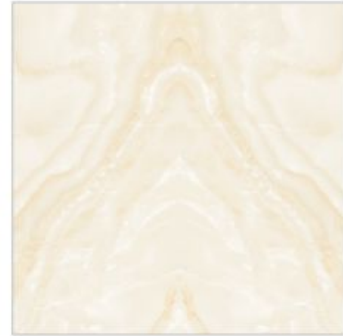
1112



1113



1114



1115



1117




1118



1119



1120



1121



1122




1123




1124



1125



1126



1127



1128



1129



1130



1131



1132




1133



1135



1136



1137




1138



1139



1140



1141



1142



1143



1144



1145



1146



1147




1148



1149



1150



1151




1152



1153




1154



1155



1156



1157



1158



1159



1160



1161



1162



1163



1164



1165



1166




1167



1168



1169




1170



1171





5001



5002



5003




5005



5006



5007



5009



5011



5013



5014



5015



5016





5017



5018



5027



5028



5029



5030



5031



5032



5033



5034



5035



5036



5037



5038



5039



5040



5041



5042




5043



5044



5046



5047



5048



5049



5050



5051



5052



5053



5054



5055



5056




6001



6002




6004



6007



6008



6009





5012



5021



5022



5023



5024



5025



5026



5045



5057



TEST DESCRIPTION	STANDARD TEST METHOD	INTERNATIONAL STANDARD ISO 13006:1998(E)	OUR STANDARD	
			POLISHED SERIES	RUSTIC / WOOD SERIES
Length and Width	BS EN ISO 10545-2	±0.6%	+ 0.1%	+ 0.1%
Thickness	BS EN ISO 10545-2	±5.0%	±3.0%	±3.0%
Straightness of Sides	BS EN ISO 10545-2	±0.5%	±0.15%	±0.2%
Rectangularity	BS EN ISO 10545-2	±0.6%	±0.15%	±0.2%
Surface Flatness	BS EN ISO 10545-2	±0.5%	±0.15%	±0.2%
Water Absorption	BS EN ISO 10545-3	≤0.5%	≤0.05%	≤0.4%
Breaking Strength	BS EN ISO 10545-4	≥1300N	≥1800N	≥1800N
Modulus of Rupture	BS EN ISO 10545-4	≥35N/mm ²	≥40N/mm ²	≥40N/mm ²
Resistance to Deep Abrasion	BS EN ISO 10545-6	≤175mm ³	≤150mm ³	N.A.
Linear Thermal Expansion	BS EN ISO 10545-8	≤9 x 10 ⁻⁴ °C	≤7 x 10 ⁻⁴ °C	≤7 x 10 ⁻⁴ °C
Thermal Shock Resistance	BS EN ISO 10545-9	No visible defect	No visible defect	No visible defect
Frost Resistance	BS EN ISO 10545-12	No visible damage	No visible damage	No visible damage
Resistance to Chemicals	BS EN ISO 10545-13	No visible effect	No visible effect	No visible effect
Resistance to Stains	BS EN ISO 10545-14	Manufacturer to state class	Stains removed Min. Class 2	Stains removed Min. Class 4
Colour Resistance to UV Light	DIN 51094	No change in color	No change in color	No change in color
Scratch Hardness (MHO'S Scale)	EN 101	Manufacturer to state value on MOH'S Scale	≥ 6 MOH'S scale	≥ 6 MOH'S scale
Glossiness	Glossmeter	—	≥ 90 %	—

Packing Detail

Product	Tile Size	No. of Tiles Per Box	Coverage Area (Approx.)	Box Weight (Kgs. Approx.)
VITRIFIED TILES	600mm x 600mm	4 Pcs.	1.44 Sq. Mtr.	31
VITRIFIED TILES	600mm x 1200mm	2 Pcs.	1.44 Sq. Mtr.	36
VITRIFIED TILES	200mm x 1200mm	6 Pcs.	1.44 Sq. Mtr.	35

TILES FIXING INSTRUCTIONS

- All the tiles must be checked prior to fixing for quality, batch no. and choice.
- Plaster the surface of the floor to be tiled & allow curing at least TWO weeks before tiling.
- While fixing pick tiles from various boxes alternatively, lay them in the desired patterns & make sure that they give an acceptable blend of colour and design. Please note that shade variation is inherent in manufacturing of tiles.
- For fixing tiles we recommend to use tile fixing adhesives or equivalent product for the best result.
- For fixing tiles on floor using conventional method, we suggest the following laying instruction:
 - Use cement and sand mortar in the ratio of 1:4. Add water to create a consistent paste.
 - Apply 20-25MM of bedding materials over the floor area of 1.0SQM at a time.
 - Apply a thin coat of the slurry on the back of the tile to ensure proper & full bedding. Press gently for even adherence of the tiles with surface.

Do not use any heavy materials or iron hammer to press tile.
- For fixing the tools on Dado, we recommend the use of adhesive or equivalent materials.
- Allow 3-4 days of bed curing after laying tiles & later fill the joint with grout.
- We recommend maintaining a joint gap of 1-2mm between the tiles to allow possible thermal expansion at later stage.
- Please note that company will not accept any liability in case of problem arising out of adherence of above fixing instruction.

DISCLAIMER : FLOREX reserves the right to delete & amend either totally or partially, any of the colours, shapes, sizes, references and other technical specifications contained in the catalogue at any time. The colours shown in this catalogue are purely illustrative and limited to printing process. Please refer actual sample before final selection. The details of colours, sizes, references should be verified for photography errors. SHADE & SIZE VARIATIONS are inherent characteristics of ceramics. NO COMPLAINT SHALL BE ENTERTAINED ON TILES ALREADY/FIXED.

NOTES:

- All technical specifications in this catalogue are for premium grade materials only.
- SHADE/ SIZE VARIATION are inherent characteristics to ceramics. Certain products purposely have variations which are part of design & process. The same have been indicated.
- It is recommend to blend tiles by mixing tiles from various boxes & check for natural hue before fixing tiles.
- Company's liability is limited on materials that has not been laid.
- The liability is also limited to the material supplied by the company; no other claim is entertained under any circumstances.
- No complaints is entertained on decoration done on tiles, other than the ones done by our tiles.

Application

