



Since : 1995

BRILLIANT ENGINEERING WORKS

MUMBAI (INDIA)

+91 9820829197 , +91 9819763162

sales@bewfire.com , info@bewfire.com

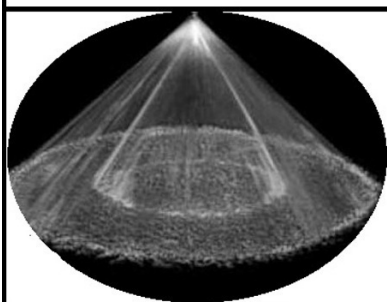
SPIRAL SPRAY NOZZLE

DESIGN FEATURES


- Simplicity of design
- One-piece/no internal parts
- Clog-resistant
- Three standard pipe sizes—1/2", 1", and 1-1/2"
- Male connection

SPRAY CHARACTERISTICS

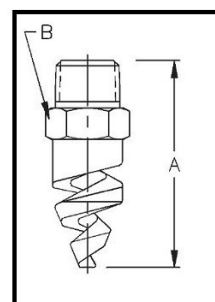
- Two spray cones - an outer, wide-angle cone and a narrower, inner cone - combine to give full cone effect
- Spray pattern:** Full Cone
Spray angles: 90° and 120° standard
Flow rates: 10.00 to 1800 l/min



90 Digree



120 Digree



Dimensions are IN MILIMETER....

Flow Rates and Dimensions

Full Cone, Medium 90° and Wide 120° (W) Spray Angles, 1/2" to 1 1/2" Pipe Sizes, BSPT.

Male Pipe Size	Nozzle Number	K Factor	LITERS PER MINUTE @ BAR								Approx. (mm)		Approximate Dimensions (mm)		Wt. (g) Metal
			0.5 bar	0.7 bar	1 bar	2 bar	3 bar	5 bar	10 bar	20 bar	Orifice Dia.	Free Pass. Dia.	A	B	
1/2	N1	13.7	9.67	11.4	13.7	19.3	23.7	30.6	43.2	61.1	4.76	3.18	63.5	22.4	85
	N2	24.2	17.1	20.2	24.2	34.2	41.8	54.0	76.4	108	6.35	3.18			
	N3	37.6	26.6	31.5	37.6	53.2	65.1	84.1	119	168	7.94	3.18			
	N4	54.9	38.8	46.0	54.9	77.7	95.1	123	174	246	9.53	4.76			
	N5	75.2	53.2	62.9	75.2	106	130	168	238	336	11.1	4.76			
	N6	95.7	67.7	80.1	95.7	135	166	214	303	428	12.7	4.76			
1	N6	95.7	67.7	80.1	95.7	135	166	214	303	428	12.7	4.76	92.2	35.1	241
	N7	153	108	128	153	216	264	341	483	683	15.9	6.35			
1 1/2	N8	216	153	181	216	306	375	484	685	968	19.1	6.35	111	50.8	765
	N9	294	208	246	294	416	509	657	930	1320	22.2	7.94			
	N10	385	272	322	385	545	667	861	1220	1720	25.4	7.94			

$$\text{Flow Rate (l/min)} = K \sqrt{\text{bar}}$$

Standard Materials: Brass and 304 Stainless Steel. All series covers are available in Brass and Stainless Steel.

www.bewfire.com
 www.brilliantengineering.in
 www.brilliantengineering.net
 sales@bewfire.com
 info@bewfire.com

