

MPD-192 Motor Protection Device



Features

- Auto/ Manual/ ZVR (Zero Value Reset) Reset Function
- True RMS Measurement
- User Selectable Trip Time

Protection Available

- | | |
|---------------------------|---------------------|
| ▶ Over/Under Voltage | ▶ Current Unbalance |
| ▶ Over/Under Current | ▶ Phase Loss |
| ▶ Over/Under Frequency | ▶ Lock Rotor Point |
| ▶ Single Phase Prevention | ▶ Phase Sequence |
| ▶ Short Circuit | ▶ Neutral Loss |

Specification

Input Voltage	30 to 300V AC (L-N) 50 to 520V AC (L-L)
Input Current	5A to 6000A/5A CT Ratio Selectable
Network Connection	3Ø-3W/3Ø-4W Selectable
Measurement Parameter	Voltage : V_{L-L}, V_{L-N} Current : All Phase Current (I_R, I_Y, I_B) Frequency : System Frequency
Accuracy	Class 1.0
Certificate	CE

LED Indication & Keys

LED 1	Relay LED
LED 2	Fault LED
LED 3	V_{L-N} (Line to Neutral Voltage) LED
LED 4	V_{L-L} (Line to Line Voltage) LED
LED 5	A (Ampere) LED
LED 6	KA (Kilo Ampere) LED
KEYS	SET, INC, DEC, ACK

Application

- Electrical Control Panel
- Submersible Pump
- Road Construction Panel
- MCC Panel
- Industrial Chiller And HV AC System
- D.G. Set

Input

Voltage AC	
Direct Voltage	30 To 300V (L - N) 50 TO 520V (L - L)
Burden	<0.2 VA
Current AC	
Primary CT Ratio	5 To 6000A Programmable
Secondary Current AC	60mA to 5 Amp
Burden	<0.2 VA
Overload	UP to 6A Continuous
Starting Current	60mA
Frequency	45.0 TO 65.0 Hz

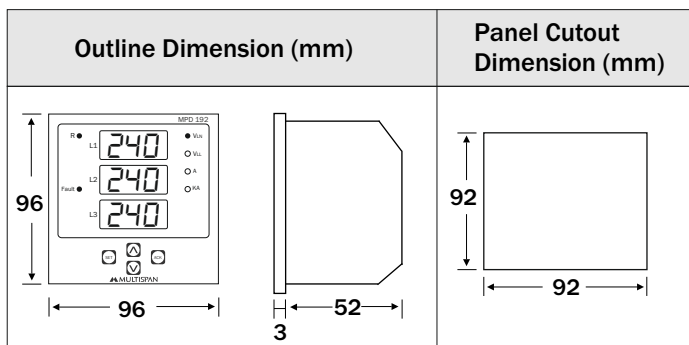
Display & Keys

Display	3 Digit, 3Line 7 seg. 0.56" Red LED Display
Key	SET, INC, DEC, ACK
LED	A, KA, V _{LL} , V _{LN} , R, Fault

Calculated Parameter

Voltage	V _{LL} , V _{LN}
Current	All Phase Amp
Frequency	System Frequency

Mechanical Dimension



Auxiliary Power Supply

Power Supply	100 to 270V AC, 50/60Hz
Burden	4VA

Physical

Mounting Type	Panel Mount
Size (H x W x D)mm	96 X 96 X 52
Front Bezel (H x W) mm	96 X 96
Panel Cutout (H x W) mm	92 X 92
Depth Behind panel (mm)	52
Material	ABS
Accessory	2 Panel Mounting Clamp
Weight (gm)	420
Enclosure Protection (As Per Request)	IP 65 (Front Side)
Terminal & Cable Size	Barrier Type terminal Cable Size (2.5 mm ²)

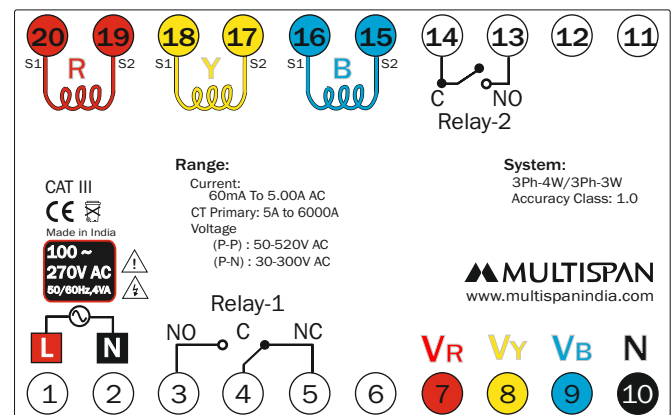
Environmental

Working Temperature	0 to 55 °C
Storage Temperature	0 to 55 °C
Relative Humidity	95% RH Non-condensing
Warm up time	5 minutes

Accuracy

Class 1.0

Connection Diagram



MPD-192

Ordering Information

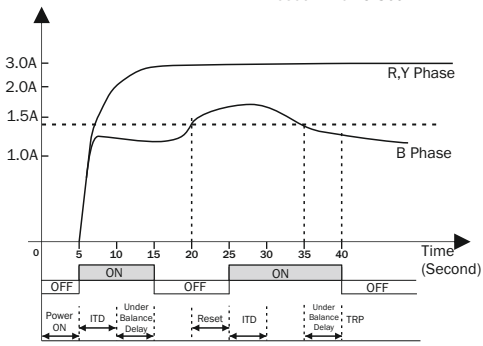
Part No.	Input Current	Supply Voltage
MPD-192-A2-00	5 to 6000 Amp Primary CT Selectable	100-270V AC
MPD-192-A2-01	30A with DIN 30 - 3 CT	100-270V AC
MPD-192-A2-02	60A with DIN 60 - 3 CT	100-270V AC
MPD-192-A2-03	30A with DIN 30AN CT	100-270V AC
MPD-192-A2-04	60A with DIN 60AN CT	100-270V AC
MPD-192-A2-05	100A with DIN 100AN CT	100-270V AC

Control Function

Unbalance

Power On:- 5 Sec
Initial Time Delay:- 5 Sec
Unbalance:- Enable

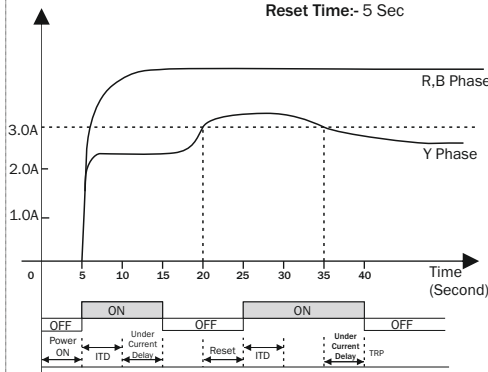
Unbalance Percentage:- 50%
Unbalance Time:- 5 Sec
Relay Fault:- OFF
Reset Mode:- Auto
Reset Time:- 5 Sec



Under Current

Power On:- 5 Sec
Initial Time Delay:- 5 Sec
Under Current:- Enable

Under Current:- 3.0A
Under Current time:- 5 Sec
Relay Fault:- OFF
Reset Mode:- Auto
Reset Time:- 5 Sec

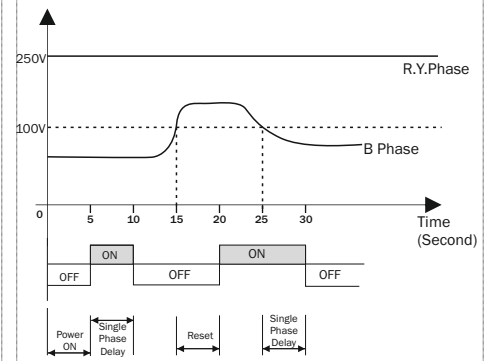


Single Phase Prevention (SPP)

(For Voltage)

Power On:- 5 Sec
Initial Time Delay:- 5 Sec
SPP:- Enable

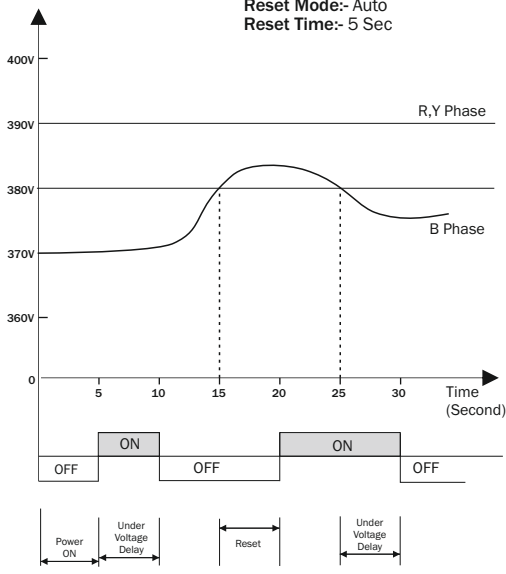
SPP Time:- 5 Sec
Reset Time:- 5 Sec
Reset Fault:- OFF
Fault Reset mode:- Auto



Under Voltage

Power On:- 5 Sec
Initial Time Delay:- 5 Sec
Under Voltage:- Enable

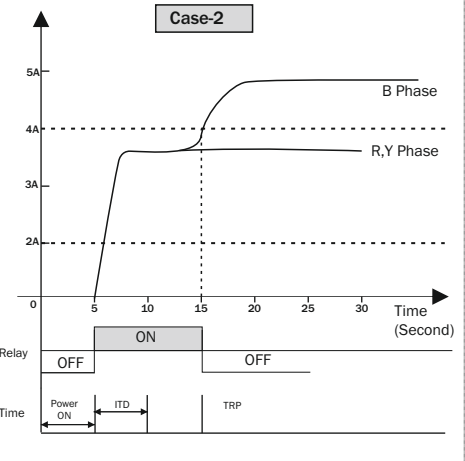
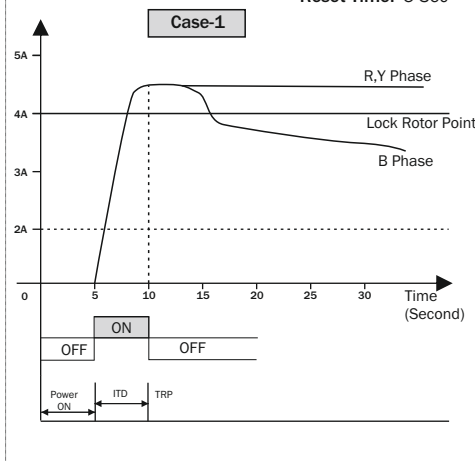
Under Voltage:- 380V
Under Voltage time:- 5 Sec
Relay Fault:- OFF
Reset Mode:- Auto
Reset Time:- 5 Sec



Lock Rotor Point

Power On:- 5 Sec
Initial Time Delay:- 5 Sec
Lock Rotor Point:- Enable
Over Current:- Disable

Lock Rotor Point:- 2.0
Over Current Value:- 2.0A
Relay Fault:- OFF
Reset Mode:- Auto
Reset Time:- 5 Sec



Multispan reserves the right to change specifications without prior notice. Printing and typographical errors reserved.
Product improvement and upgrade is a constant procedure. So for more updated operating information & support contact us.

Multispan Control Instruments Pvt. Ltd.

72/B,Phase 1, GIDC Estate,Vatva,Ahmedabad-382445,Gujarat,India.

+91-7575805463/7623001206

support@multispanindia.com

Follow us



www.multispanindia.com