

# USMANI

TUBES & VALVES CO. PVT. LTD



TM

• Manufacturers of Industrial Valves



### Full port two - pieces ball valve

- Stem is bottom loaded to prevent removal when valve is in service.
- Enables plant personnel to secure valve in open or closed position when manually operated.
- Made of 316 stainless steel (CF8M) for superior chemical resistance and longer service life.
- Improves dimensional control and reduces porosity.
- Actuators mounting pad.

### Specification of three pieces ball valve

- Working Pressure: 1000PSI WOG And Class 800# PSIG
- Temperature Range : 20 --- -232C
- Suitable medium: Water, Oil, Air and some corrosive liquid.
- Thread kinds : NPT, BSPT, BSP. Din 259/2999



# USMANI TUBES & VALVES CO. PVT. LTD.

## INVESTMENT CASTING

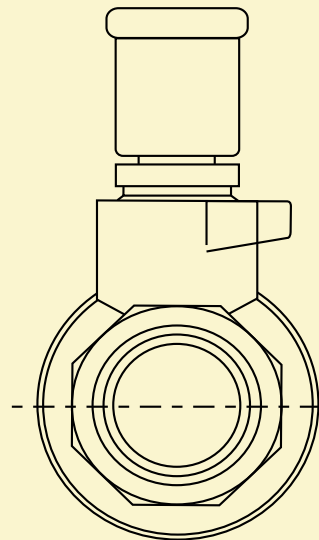
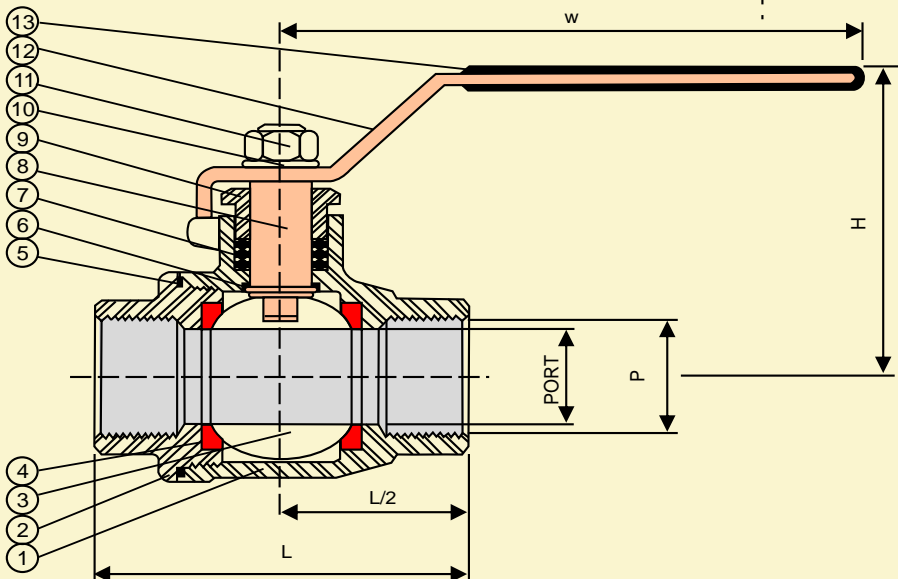
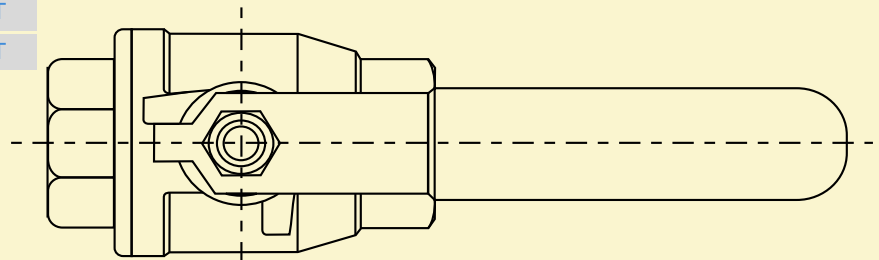
SS 2 PIECE DESIGN FULL BORE BALL VALVE  
SCREWED END, SOCKET WELD END (1000WOG)

### MATERIAL OF CONSTRUCTION

| No. | DESCRIPTION   | SPECIFICATION             |
|-----|---------------|---------------------------|
| 1.  | BODY          | ASTM A - 351 GRADE CF 8M  |
| 2.  | END CAP       | ASTM A - 351 GRADE CF 8 M |
| 3.  | BALL          | SS316                     |
| 4.  | SEAT RING     | PTFE                      |
| 5.  | BODY SEAL     | PTFE                      |
| 6.  | THRUST WASHER | PTFE                      |
| 7.  | STEM SEAL     | SS316                     |
| 8.  | STEM          | SS304                     |
| 9.  | GLAND NUT     | SS304                     |
| 10. | HANDLE WASHER | SS304                     |
| 11. | HANDLE NUT    | SS304                     |
| 12. | HANDLE        | SS304                     |
| 13. | HANDLE COVER  | PLASTIC                   |

### DIMENSIONS (MM)

| SIZE | PORT | L   | H   | W   | P              |
|------|------|-----|-----|-----|----------------|
| ¼"   | 10   | 54  | 45  | 98  | ¼" PF or NPT   |
| 3/8" | 12   | 54  | 45  | 98  | 3/8" PF or NPT |
| ½"   | 16   | 68  | 62  | 125 | ½" PF or NPT   |
| ¾"   | 20   | 76  | 65  | 125 | ¾" PF or NPT   |
| 1"   | 25   | 88  | 83  | 140 | 1" PF or NPT   |
| 1¼"  | 32   | 98  | 89  | 140 | 1¼" PF or NPT  |
| 1½"  | 40   | 120 | 100 | 200 | 1½" PF or NPT  |
| 2"   | 50   | 134 | 108 | 200 | 2" PF or NPT   |



### TEST PRESSURE (HYDROSTATIC)

| Class | 150 lbs                               | 300 lbs                              |
|-------|---------------------------------------|--------------------------------------|
| Body  | 450 PSIG or 31.5 Kg/cm <sup>2</sup> g | 1100 PSIG or 77 Kg/cm <sup>2</sup> g |
| Seat  | 315 PSIG or 22 Kg/cm <sup>2</sup> g   | 800 PSIG or 56 Kg/cm <sup>2</sup> g  |

### TEST PRESSURE (PNEUMATIC)

| Class | 150 lbs                             |
|-------|-------------------------------------|
| Seat  | 80 PSIG or 5.5 Kg/cm <sup>2</sup> g |

### REGISTERED OFFICE

306, Rabiya Manzil, Kausa Police Station,  
Kausa, Mumbra, Thane - 400612.  
Tel.: +91 22 25490125 Fax : +91 22 25491420  
Email: info@usmanivalve.com  
[www.usmanivalve.com](http://www.usmanivalve.com)