



Johnson

Manchester - England

PRODUCT BROCHURE 2018

Introduction

Ohm We believe in thinking differently.

By constantly pushing the boundaries in professional loudspeaker design and challenging the status-quo, we craft beautifully designed, simple to use products full of British technology.


Every detail of our design creates an emotional connection with the senses, bringing audiences closer than ever to that ultimate audio experience.



Since 1979 Ohm has built a dedicated team ensuring we stay at the forefront of loudspeaker design and manufacturing.

OHM is known worldwide as a high-quality manufacturer in both commercial audio installation and touring industries.

All our loudspeakers, chassis and electronics are manufactured, tested and signed off at our headquarters in Manchester, England.





Commercial Installation

- Ceiling Speakers
- BootiQue Satellites
- K Series
- Cronus Series

8

Pro Installation

- BRT Background Systems
- BRT Top & Subwoofer
- BRW Wide Dispersion
- BRS Subwoofers
- BRT A Tops Self Powered
- BRS-A Subwoofers Self Powered

16

Pro Live Sound

- TRS Series
- TRS Self Powered
- LEDA Subwoofer
- HD Series
- HD Monitors
- Line Array
- Line Array Self Powered

28

Amplifiers & Controllers

- Controllers
- Software
- Amplifiers

48

Hardware

- Compatible hardware for all products
- Touring Dolly's
- Covers
- Hanging frames
- Coloured Cabs

60

Quick Guides

- Hardware guide
- Specification guide

66



Maybach Museum - Neumarkt, Germany

Image: Ohm Europe ©2014

Sound Business

How does your brand sound? When your clients come to visit, their senses pick up subliminal clues about your organisation. Background ambience is hard to get right, but it's not only about whether it is too loud or too soft, the sound has to be crisp, accurate, authoritative and clear.

Our sound systems are currently installed in high-end hotels, illustrious museums, huge places of worship, conference centres, theme parks and many other complex applications. From vital information to relaxing, brand-enhancing sound, with Ohm your customers will hear how important they are.

Ceiling Speakers

cl series

CL Series are a family of coaxial ceiling speakers which are designed to be both aesthetically invisible and give a smooth linear sound. The CL-Series blends in with its surroundings whilst the full range response from OHM's proprietary drivers create a fuller, richer, tone. With 2.5", 6" and 8" to choose from, there is a size for any application.



CL-0T

CL Series speakers are designed with the listener and installer in mind. The coaxial drivers give an even 140° conical dispersion ensuring wide coverage while the full range driver gives extra depth to any source. Integrated quick-lock brackets and push connectors for input signal make installation easy.

Available in TD versions, incorporating an internal rotary switch housed in a fire safe dome. This allows convenient switching between a selection of 100V taps and low impedance wiring.



CL-TD

CL-T



Key Features

- Quick-lock system ensures easy installation
- Wide dispersion pattern
- Multiple sizes offer response and SPL to meet all requirements

Model	Type	Tappings (Watts)	Impedance (Ohms)	Power Cont / Peak	MAX SPL Cont / Peak	Freq response (±3 dB)	Dispersion	Weight (kg)	Dimensions h x w x d (mm)
CL-0T	Full range	3, 6	8 / 100 V	6 / 24 W	93 / 99 dB	110 Hz - 20 kHz	140° Conical	0.4	Ø103 x 80
CL-1T	Full range	0.8, 1.5, 3, 6	8 / 100 V	15 / 60 W	99.5 / 105.5 dB	80 Hz - 20 kHz	140° Conical	0.9	Ø203 x 86
CL-3T	Full range	0.8, 1.5, 3, 6	8 / 100 V	20 / 80 W	103 / 109 dB	60 Hz - 20 kHz	140° Conical	1.4	Ø273 x 100
CL-1TD	Full range	2.5, 5, 10, 20	8 / 100 V	15 / 60 W	99 / 105 dB	150 Hz - 20 kHz	140° Conical	1.7	Ø203 x 145
CL-3TD	Full range	5, 10, 20, 40	8 / 100 V	40 / 160 W	103 / 109 dB	50 Hz - 20 kHz	140° Conical	3.1	Ø270 x 185

satellites

BootiQue Satellite

Bootique is a small multi-purpose speaker designed for discreet installation into any project with minimal visual impact. Available in white or black, these speakers blend in to any room. A wide dispersion pattern and full range frequency response makes Bootique an obvious choice.



BootiQue Satellites

Bootique is a small, discreet speaker designed for installation into buildings with little visual impact.

Using a 4.5" full range driver housed in a unique cast aluminium enclosure, which has virtually no cabinet resonance. This gives clarity and depth to the sound which is rare in such a small unit.

Daisy-chaining multiple cabinets is easy due to Bootique's 16 ohm impedance, giving maximum performance and efficiency from the amplifier.

The square front design allows vertical or horizontal mounting via easy install brackets and a rotatable front grille. Use in conjunction with BRS-12 for projects which require enhanced bass response.

Key Features

- Discreet, invisible style small cabinet
- Available in white and black
- 16 Ohm impedance allows easy daisy-chaining
- Vertical or horizontal mounting options

Model	Type	Impedance (Ohms)	Power Cont / Peak	MAX SPL Cont / Peak	Freq response (±3 dB)	Dispersion	Weight (kg)	Dimensions h x w x d (mm)
BootiQue	Satellite	16	50 / 200 W	106 / 112 dB	150 Hz - 20 kHz	90° x 90°	1.7	140 x 140 x 132

KS-1 & KS-3

k series

Commercial audio, redefined in 3 models of compact coaxial install speakers. With value in mind, each cabinet has been designed for maximum performance whether being used indoors with KS1 & 3 or outdoors with the KX-3 weather resistant design. Versatility is the benchmark of this series.



KS-1

KS-1 & KS-3 are both designed with a small footprint. Given their petite size, they are best suited for commercial installation projects that require audio quality with minimal visual impact. The extended bass response adds extra functionality without the need of separate subwoofers.

Multiple mounting points with a variety of optional hardware ensures they can be installed in most orientations. Quick connect binding posts on the rear enable quick system wiring.

Key Features

- Perforated metal grill
- Compact footprint
- Available in black or white finishes



KS-3

Model	Type	Impedance (Ohms)	Power Cont / Peak	MAX SPL Cont / Peak	Freq response (±3 dB)	Dispersion	Weight (kg)	Dimensions h x w x d (mm)
KS-1	Mid-high	8	60 / 240 W	102 / 108 dB	90 Hz - 20 kHz	100° x 100°	4.1	190 x 260 x 200
KS-3	Mid-high	8	125 / 500 W	109 / 115 dB	75 Hz - 20 kHz	100° x 100°	6.6	250 x 350 x 250

KX-3 & KS-12A3

k series



KX-3

The KX-3 shares the same dimensions as the KS-3 but utilizing a specially developed and upgraded OHM coaxial driver which gives a huge performance boost.

The KX-3 gives Hi-Fi grade audio in a robust, IP54 cabinet with a tough polyurea paint finish.

At home in commercial, indoor or outdoor projects, this cabinet will amaze you with its clarity and definition. 100V line transformer option further extends the flexibility of this model.

KS-12A3 is a 12" self powered subwoofer utilising a 12" high power, long excursion ultra low distortion woofer providing powerful and extended low frequency response down to 27 Hz.

Optimized to work with the K series full range loudspeakers the KS-12A3 is a 12" self powered subwoofer featuring internal amplifiers with a rating of 600W for bass amplification and a stereo output of 2 x 200W. This module has the power and dynamics to take this small subwoofer down to 27 Hz. Featuring in-build DSP with user definable pre-sets, this unit also has a dedicated MIC input with separate gain control. This subwoofer is optimised to work with our K Series cabinets.



KS-12A

Key Features

- Designed for install or portable use
- Tough wearing textured paint
- Compact footprint
- Optional 100V transformer kit available For KX-3
- KS-12A3 Power rating of 1 x 600W internal, 2 x 200W Mid/High output
- User definable presets

Model	Type	Impedance (Ohms)	Power Cont / Peak	MAX SPL Cont / Peak	Freq response (-10 dB)	Dispersion	Weight (kg)	Dimensions h x w x d (mm)
KX-3 / T *	Mid-high	8/100 V	125 / 500 W	113 / 119 dB	60 Hz - 23 kHz	90° Conical	7.5	250 x 350 x 250

Model	Type (Active)	Internal Power Amps	MAX SPL Cont/Peak	Freq response (-10 dB)	Crossover	Dispersion	Weight (kg)	Dimensions h x w x d (mm)
KS-12A3	Subwoofer	600W	129 dB	27 Hz - 109 Hz	-	OMNI	31	400 x 400 x 700
	Satellites	2 x 200W @ 8 Ω						

*T denotes 100 V transformer version. Please visit the website for tapping information

Cronus 10 & 12

cronus series

The Cronus series has been developed for installed or portable near-field use with wide audio coverage at the core of it's design. A choice of two mid-high units and matching subwoofer gives any scenario multiple options.



CRONUS 10

Available in either 10" or 12" format, the Cronus trapezoidal cabinets are capable of high SPL from a compact enclosure.

The mid-high features a phase plug limited horn, that drives an inner slot driver achieving 160-degree horizontal dispersion.

To match this, the low frequency bass driver is ported through a diffraction slot creating a truly linear frequency response.



CRONUS 12

Key Features

- 160° Wide angle dispersion
- Top hat and rear mounting options
- Tough textured paint finish
- Ultra linear response
- Lightweight design

Model	Type	Impedance (Ohms)	Power Cont / Peak	MAX SPL Cont / Peak	Freq response (-10 dB)	Dispersion	Weight (kg)	Dimensions h x w x d (mm)
CRONUS 10	Full range	8	300 / 1200 W	123 / 129 dB	65 Hz - 26 kHz	160° x 60°	18	536 x 330 x 330
CRONUS 12	Full range	8	350 / 1400 W	124 / 130 dB	50 Hz - 26 kHz	160° x 60°	21.1	606 x 370 x 370

Cronus Sub

cronus series



CRONUS SUB

Cronus Sub is designed to give additional bass enhancement to Cronus mid-high cabinets.

Featuring a UK built 18" LVC driver delivering our signature sound.

The Cronus Sub is easy to handle with recessed ergonomic pocket handles. Connections are made with industry standard speakOn connectors mounted on a robust, cast aluminium backplate.

Key Features

- Compact vertical design with small physical footprint
- Aesthetically matched to echo the design of the Cronus cabinet
- Integrated pole mount option
- Tough wearing textured paint finish

Model	Type	Impedance (Ohms)	Power Cont / Peak	MAX SPL Cont / Peak	Freq response (-10 dB)	Dispersion	Weight (kg)	Dimensions h x w x d (mm)
CRONUS SUB	Subwoofer	8	800 / 3200 W	131 / 137 dB	41 Hz - 250 Hz	OMNI	40.7	706 x 500 x 500



Carolus Borromeuskerk - Antwerp, Belgium

Image: Gwenny Eckles ©2014

BR Series for Installation

No two spaces are the same.

Our superb hand-built speakers have quality components which are designed to interact in subtle ways with the space around them. When you purchase an Ohm sound system, we pay special attention to this environment, ensuring the best possible system performance through our forensic optimisation process. It's just another example of how we go further in bringing your Ohm sound system to be the very best it can be, wherever it lives.

All over the world, from nightclubs to concert halls, there are Ohm sound systems delivering vibrant high-quality sound from people who care about their product, along with where it has to perform.

BRT-6 & BRT-26

The definitive point source solution. Designed for a multitude of applications from install to rental. Unified voicing and linear frequency response are benchmarks of this series.

BRT-6 & BRT-26 are passive, trapezoidal, point-source cabinets ideally suited to background music or infill use. Horizontal and vertical mounting options make these versatile units perfect for portable and fixed installation use.

The handy 16 ohm impedance on BRT-6 makes daisy-chaining easy for multiple units on a single channel of amplification.

Their discreet looks allow them to fit any style of décor. Custom RAL colours are available on request to make their appearance even more seamless with the surroundings.

Using custom 6" drivers coupled with a horn loaded dome tweeter, this gives a level of clarity and detail which is rare in a cabinet of this size.

br tops




BRT-6

BRT-26

Key Features: BRT

- Hi-Fi grade components give extended frequency response
- Defined and accurate dispersion minimises reflection and feedback issues
- Vertical mounting options
- Use in conjunction with BRS series subwoofers for extended bass dynamics
- Premium Baltic Birch Plywood construction
- Rotatable Horn allows for flexible usage on BRT-8, 10, 12 and 15
- Horizontal or vertical cradles give extra mounting configurations
- UK made OHM cast aluminium chassis drivers



BRT-8

BRT-8, BRT-10, BRT-12 & BRT-15

br tops

The BRT 8, 10, 12 & 15 are high performance cabinets ideally suited to both portable use and fixed installation. BRT cabinets offer extremely flexible mounting options including top hat, both horizontal and vertical mounting cradles, which when used in conjunction with the rotatable horns, allow these cabinets to be fitted almost anywhere.

Powerdrive compatibility is available on BRT-10/12/15. These features plus the compact

dimensions of the units make them the perfect choice for rooms with limited space.

A linear phase internal passive crossover gives a balanced, neutral tone to the BRT Series. When this is coupled to our legendary Ohm driver technology, it gives depth and dynamics which lead the industry.



BRT-10

BRT-12

BRT-15

Model	Type	Impedance (Ohms)	Power Cont / Peak	MAX SPL Cont / Peak	Freq response (-10 dB)	Dispersion	Weight (kg)	Dimensions h x w x d (mm)
BRT-6	Mid-high	16	150 / 600 W	111 / 117 dB	74 Hz - 26 kHz	120° x 60°	4.4	300 x 190 x 188
BRT-26	Mid-high	8	250 / 1000 W	114 / 120 dB	77 Hz - 26 kHz	120° x 40°	6.6	460 x 190 x 188
BRT-8	Full range	12	200 / 800 W	120 / 126 dB	75 Hz - 25 kHz	90° x 60°*	13.4	458 x 284 x 250
BRT-10	Full range	8	300 / 1200 W	121.8 / 127.8 dB	72 Hz - 22 kHz	90° x 60°*	20.8	512.5 x 320 x 280
BRT-12	Full range	8	500 / 2000 W	124 / 130 dB	62 Hz - 20 kHz	60° x 40°*	27.8	642.5 x 400 x 350
BRT-15	Full range	8	600 / 2400 W	127 / 133 dB	52 Hz - 20.5 kHz	60° x 40°*	36.4	722.5 x 450 x 410

*Rotational horn

BRW-26 & BRW-28

br wide dispersion

BRW models are specifically designed for wide angle applications. Featuring a horizontal dispersion of 160° achieved by an Ohm engineered diffraction horn design and two options for different sized applications.

Both models share voicing characteristics with the rest of the BR series allowing them to be used simultaneously, keeping a consistent tone.

These cabinets excel where wide coverage is essential from near field applications such as under balcony and front fill deployment.



BRW-26



BRW-28

Key Features

- Premium Baltic Birch Plywood construction
- Unique OHM driver components assure quality and lifespan
- Shared voicing allows mix-and-match system configurations
- Designed for fixed install or portable use
- Use in conjunction with BRS Subwoofers for extended bass dynamics

Model	Type	Impedance (Ohms)	Power Cont / Peak	MAX SPL Cont / Peak	Freq response (-10 dB)	Dispersion	Weight (kg)	Dimensions h x w x d (mm)
BRW-26	Mid-high	8	250 / 1000 W	115 / 121 dB	75 Hz - 26 kHz	160° x 40°	11.6	270 x 370 x 274.5
BRW-28	Full range	8	400 / 1600 W	124.8 / 130.8 dB	69 Hz - 26 kHz	160° x 40°	18.6	344.5 x 460 x 325

br subwoofers

BRS-12, BRS-15 & BRS-18

BRS Series subwoofers offer an easy way to extend the bass dynamics of your system. Offering several physical shape formats with a choice of 12, 15 & 18” versions, there is a subwoofer in the range to suit every scenario.

The BRS Series feature a threaded insert for easy pole mounting of mid-high cabinets, location cups for easy storage or stacking together when used as part of a larger system. Internal pocket handles enable easy transportation.

Made from premium components in the UK and using our cast aluminium OHM drivers, these cabinets offer style, performance and ease of use.



BRS-12



BRS-15

Key Features

- UK Made drivers with cast aluminium basket and LVC
- Integrated stacking system
- Designed for portable use or fixed installations



BRS-18

Model	Type	Impedance (Ohms)	Power Cont / Peak	MAX SPL Cont / Peak	Freq response (-10 dB)	Dispersion	Weight (kg)	Dimensions h x w x d (mm)
BRS-12	Subwoofer	8	300 / 1200 W	123 / 129 dB	39 Hz - 110 Hz	Omni	23	333.3 x 400 x 606
BRS-15	Subwoofer	8	600 / 2400 W	129 / 135 dB	45 Hz - 300 Hz	Omni	31.5	508 x 500 x 500
BRS-18	Subwoofer	8	800 / 3200 W	131 / 137 dB	40 Hz - 250 Hz	Omni	39.6	584 x 576 x 600

BRT-8A & BRT-10A

Redefining high-definition.

Power, accuracy and ultra-low distortion guaranteeing maximum performance with fully integrated DSP protection. A range of 5 full range and 3 subwoofer variants ensures every project has a solution.

br self powered tops



BRT-8A



BRT-10A



DSA-1

The BRT self-powered, trapezoidal, point-source cabinets are ideal for background music or infill use. Horizontal and vertical mounting options and rotatable horns make these versatile units perfect for portable and fixed installation.

Using high-power Class D amplifiers with integrated DSP, these self-powered cabinets have dedicated amplification for each component, removing crossover distortion and increasing audio quality. Full FIR filtering adds further detail and definition. A factory calibrated pre-set coupled with RMS and Peak limiters ensure the drivers stay within safe parameters.

BRT-8/10A are designed for small to medium sized applications. Rated at 500W, their compact footprint and minimum 66Hz bass response make them ideal for full range or mid-high combinations with BRS-15A.

BRT-12/15A are designed for medium to large sized applications. Rated at 500 W, their compact footprint and maximum 47 Hz bass response make them ideal for full range or mid-high combinations with BRS-18-A.

BRT-12A & BRT-15A


br self powered tops



DSA-2



BRT-12A



BRT-15A

Key Features

- World-wide voltage compatibility
- Integrated Class D Power module
- Full input and output protection modes
- 32 bit floating-point signal processing
- Analog devices Sharc processor
- Linear phase FIR filters for predictable system response
- Dual band Look-Ahead peak limiter
- Dual band RMS Limiter
- Wide dynamic range 128dB(A) input converter
- Genuine Neutrik signal and powerCon™ link and input connectors

Model	Type (Active)	Internal Power Amps	MAX SPL Cont/Peak	Freq response (-10 dB)	Crossover	Dispersion	Weight (kg)	Dimensions h x w x d (mm)
BRT-8A	Full range	500 W + 150 W	120 / 131 dB	58 Hz - 21.5 kHz	1.55 kHz FIR Filter	90° x 60°*	13	458 x 284 x 250
BRT-10A	Full range	500 W + 150 W	124 / 133 dB	66 Hz - 21 kHz	1.58 kHz FIR Filter	90° x 60°*	19.7	512.5 x 320 x 280
BRT-12A	Full range	500 W + 500 W	125 / 134 dB	63 Hz - 20.2 kHz	1.16 kHz FIR Filter	60° x 40°*	27.3	642.5 x 400 x 350
BRT-15A	Full range	500 W + 500 W	125.5 / 134 dB	47 Hz - 20.2 kHz	1.15 kHz FIR Filter	60° x 40°*	35.8	722.5 x 450 x 410

*Rotational horn

BRW-28A

br self powered wide dispersion

BRW-28A is specifically designed for wide angle applications. Featuring a horizontal dispersion of 160° achieved by an Ohm engineered diffraction horn design. Our self-powered model consists of a 500W Class D amplifier with integrated DSP.



BRW-28A

BRW-28A is both small and light, and with integrated handle, top hat and cradle fittings, is ideal for either portable or fixed installation use.

Incorporating FIR filters with Peak & RMS limiting insure total system protection. A simplified back panel removes unauthorised modification with pre-set selection and adjustments to gain, give issue-free installation and performance.

Sharing voicing characteristics with the rest of the BRT-A series allows them to be used simultaneously, keeping a consistent tone. These cabinets excel where wide coverage is essential from near field applications such as under balcony and front fill deployment.

Key Features

- Wide horizontal dispersion angles give smooth and consistent coverage
- Flexible mounting options for the wall, ceiling or pole mount.
- Complete protection combining peak and RMS limiting.
- Lightweight Class D amplification.



BRW-28A showing amplifier

Model	Type (Active)	Internal Power Amps	MAX SPL Cont/Peak	Freq response (-10 dB)	Crossover	Dispersion	Weight (kg)	Dimensions h x w x d (mm)
BRW-28A	Full range	500 W + 150 W	125 / 131 dB	55 Hz - 26 kHz	1.47 kHz FIR Filter	160° x 40°	19	344.5 x 460 x 325

br self powered subwoofers

BRS-15A & BRS-18A

BRS Series subwoofers redefine bass. Offering power, accuracy and ultra-low distortion which guarantees maximum performance with fully integrated DSP protection. With a choice of 12, 15 & 18” variants, there is a subwoofer in the range to suit every scenario.



BRS-15A

BRS-15A is fitted with an OHM 15” driver giving a usable frequency response of 45 Hz to 300 Hz (-10 dB) and delivers an impressive 135 dB (peak) SPL.

BRS-18A has an OHM 18” cast aluminium driver giving a usable frequency response of 40 Hz to 300 Hz (-10 dB) and delivers an impressive 137 dB (peak) SPL.

Key Features

- Rebated Baltic Birch Plywood construction
- Integrated Class D Power module
- World-wide voltage compatibility
- Full FIR-filtered DSP with linear phase outputs
- Fully integrated Look-Ahead and RMS limiters
- Threaded M20 pole mounting plate

BRS-A are compact, reflex loaded self-powered subwoofers. Using Ohm’s proprietary driver technology with 4” voice coil, these subwoofers give detailed transients that deliver dynamic sounding bass. Perfect for portable or fixed installations.

Using a high-power, 1 kW Class D amplifier with integrated DSP with full FIR-filtering. Signal XLR Input and link output along powerCon True1 power and output are provided on the amplifier connection plate. LED indicators for signal present, peak, RMS and clip situations are also included.

This power is fully controlled & protected and coupled to a simplified back panel which removes unauthorised modification with pre-set selection and adjustments to gain, combined with peak and RMS limiting, give issue-free installation and performances.



BRS-18A showing amplifier

Model	Type (Active)	Internal Power Amps	MAX SPL Cont/Peak	Freq response (-10 dB)	Crossover	Dispersion	Weight (kg)	Dimensions h x w x d (mm)
BRS-15A	Subwoofer	900 W / 8 Ω	129 / 135 dB	45 Hz - 120 Hz	-	OMNI	30.8	506 x 500 x 500
BRS-18A	Subwoofer	900 W / 8 Ω	131 / 137 dB	40 Hz - 100 Hz	-	OMNI	40.6	582 x 576 x 600

BRS-12A3 & BRS-15A3 br self powered subwoofers

BRS-12A3 is an ultra-compact, 12" invisible style 3 channel self-powered subwoofer with a high excursion driver, the subwoofer gives detailed transients and extends low end frequency response to 39 Hz. Perfect for portable use with integrated handles and threaded pole mount option. With discreet installation in mind, the 333mm low profile design allows for easy installation under standard seating.

BRS-15A3 is a 3 channel self-powered subwoofer. With a reflex loaded proprietary 15" driver, the subwoofer gives a crisp punchy bass with a low end frequency response to 45 Hz. Perfect for portable use with integrated handles and threaded pole mount option. With discreet installation in mind, the 506mm low profile square design allows for easy installation in compact spaces.



BRS-12A3

The BRS-12A3 & 15A3 incorporate a 1 kW Class D amplifier with a passive subwoofer channel plus 2 x 500W mid high outputs. This unit encompasses all the power for a complete system controlled by Ohm's pro-A-sync DSP software through an Ethernet interface. Integrated FIR-filtering combined with RMS and look-ahead Peak limiter ensures total system protection against user error. With rear mounted touch display for loading saved pre-sets, altering and viewing system status and output gain.

XLR Input and link output along with Neutrik powerCon™ True1 input and output are provided on the amplifier connection plate.

br self powered subwoofers BRS-12A3 & BRS-15A3



BRS-15A3

- Compact design
- RMS & Peak limiters built into DSP
- Touch display pre-set selection and gain
- 1 kW shared bass output, 2 x 500 w mid-high outputs

Key Features

- Integrated Class D Power modules
- World-wide voltage compatibility
- Full FIR-filtered DSP with linear phase outputs



DSA-3

Model	Type (Active)	Internal Power Amps	MAX SPL Cont/Peak	Freq response (-10 dB)	Crossover	Dispersion	Weight (kg)	Dimensions h x w x d (mm)
BRS-12A3	Subwoofer	1050 W / 4 Ω	123 / 129 dB	33 Hz - 110 Hz	-	OMNI	25.6	333.3 x 400 x 606
	Mid-high	2 x 500 W / 4 Ω						
BRS-15A3	Subwoofer	1050 W / 4 Ω	129 / 135 dB	45 Hz - 120 Hz	-	OMNI	34.1	506 x 500 x 500
	Mid-high	2 x 500 W / 4 Ω						



— Bagimsizlik Park: Turkmenistan

Bringing Audiences Closer

We've all been to that live concert where an artist comes to our favourite track, the sound system is cranked and....oh. Loud yes, but you can't hear anything. And in these cases, the artist is even more upset than the crowd. That's why more and more venues, tours and festivals are choosing Ohm for their live sound.

The music artists create should be a connection to the audience, not a barrier. We help create that connection with our continuing 40-year obsession with quality sound. We don't cut corners. We make and use the finest components, and we house them in robust, craft-built cabinets.

So when the audience can hear every facet of the show, even at high levels, you know an Ohm sound system has brought the artist closer to the audience.


TRS-112 & TRS-115

The TRS series has been the touring audio solution for many from the mid 90's. Since its conception, constant revision has kept the TRS range at the forefront on what audio engineers expect.

The TRS-112 & 115 are multi-purpose, symmetrically angled cabinets designed for stage monitoring and general PA applications.

Either flown or pole mounted, these compact wedges are ideal for mirroring applications as both wedge angles are the same. The 45 degree angle of the wedge also makes these speakers perfect monitors for far-field applications like theatre and medium sized stage use.

Using our own in-house designed and built drivers give depth and clarity which is unrivalled whilst Ohm's renowned build quality makes this cabinet an easy choice.



TRS-112

The robust monitor has a HEX design front grill, hardwearing Polyurea paint finish and a bar handle on the top. Integrated rubber feet are located on 3 sides of the monitor for securing in multiple positions.

Key Features

- Rebated Baltic Birch Plywood construction
- Tough polyurea coating
- Versatile floor monitors or front of house
- Built-in flying points and aluminium top hat
- Clever cable concealment
- Powder-coated hex Zintec steel grill

TRS-115

Model	Type	Impedance (Ohms)	Power Cont / Peak	MAX SPL Cont / Peak	Freq response (-10 dB)	Dispersion	Weight (kg)	Dimensions h x w x d (mm)
TRS-112	Full range	8	300 / 1200 W	125 / 131 dB	75 Hz - 21 kHz	90° x 40°	22.5	579.5 x 398 x 280
TRS-115	Full range	8	500 / 2000 W	129 / 135 dB	68Hz - 21 kHz	60° x 40°	31	704 x 506 x 334.5

trs monitors

trs tops

TRS-112HN & TRS-212



TRS-112HN

The TRS-112HN is an ultra-compact, high power, bi-amped mid-high cabinet.

Designed primarily for front of house applications, the asymmetric horn gives a smooth and highly accurate output that is ideally suited to short and medium size dancefloors. TRS-112HN can be used at a range of up to 15 metres without having to tilt the cabinet, making temporary installations easy.

TRS-112HN the obvious choice for club systems & live performances.

The TRS-212 is a high-power point source touring grade cabinet. Designed for front of house applications, giving issue-free installation and performance. TRS-212 has an impressive frequency response of 65 Hz to 21 kHz (-10 dB) enabling it to be used as a full range cabinet for venues short on space for subwoofers.

Using two of Ohm's proprietary 12" cast aluminium chassis drivers and a 1.5" HF compression driver with constant directivity horn, dispersion is a tight 60° x 40° with an incredible SPL of 140 dB (peak) this cabinet incorporates the Ohm TRS stacking system which allows for secure stacking of multiple cabinets on TRS-218/A.

Key Features

- Rebated Baltic Birch Plywood construction
- Tough polyurea coating
- Dual layer thermal relief driver technology
- Aerospace grade 7075-T6511 aluminium flying points
- TRS Interlocking stacking system



TRS-212

Model	Type	Impedance (Ohms)	Power Cont / Peak	MAX SPL Cont / Peak	Freq response (-10 dB)	Dispersion	Weight (kg)	Dimensions h x w x d (mm)
TRS-112HN	Mid-high	HF	80 / 320 W	127 / 133 dB	70 Hz - 23 kHz	H. 30° to 45° V. +10° to -25°	33	584.3 x 568 x 450
		Mid	500 / 2000 W	129 / 135 dB				
TRS-212	Mid-high	4	625 / 2500 W	134 / 140 dB	65 Hz - 21 kHz	60° x 40°	53	952.5 x 573 x 445.5

TRS-118 & TRS-218

trs subwoofers

TRS Series subwoofers offer an easy way to extend the bass dynamics of your system. Offering several physical shape formats, there is a subwoofer in the range to suit every scenario.



TRS-118

The TRS-118 is a compact, powerful, reflex loaded subwoofer that gives a highly detailed transient response. This cabinet is ideal for portable or fixed installation in venues which are tight on space. Incorporating Ohm's TRS stacking system which ensures secure mounting of multiple TRS-118/A's cabinets. Ground stacking is also possible with Vela and Cora line array cabinets.

TRS-218 is a high power, 30 Hz capable subwoofer designed for large venues and outdoor events. TRS-218 can be used singularly or in multiples in both horizontal or vertical orientation using Ohm's TRS stacking system which ensures secure stacking of

multiple units. Ground stacking is also possible with Vela and Cora line array systems.

Using two of our proprietary 18" cast aluminium chassis drivers coupled with a hybrid horn/reflex design, this cabinet has a frequency response of 29 Hz to 180 Hz (-10 dB) at an astounding 141 db SPL (peak).

TRS-218 has optional dolly-boards available enabling easy, single person movement between venues.

Model	Type	Impedance (Ohms)	Power (AES) Cont / Peak	MAX SPL Cont / Peak	Freq response (-10 dB)	Dispersion	Weight (kg)	Dimensions h x w x d (mm)
TRS-118	Subwoofer	8	650 / 2600 W	128 / 134 dB	26 Hz - 200 Hz	Omni	47	584.3 x 576 x 746

TRS-118 & TRS-218

trs subwoofers

TRS Series feature location cups for easy storage or stacking together when used as part of a larger system. Internal pocket handles and optional dolly boards allow easy, single person transportation. Constructed using our cast aluminium OHM drivers and featuring a tough wearing polyurea textured paint finish, these cabinets offer style, performance with exceptional build quality.



TRS-218

Key Features

- TRS-118 Reflex loaded for accurate transients and extended response
- Excellent bass extension for TRS-112 and 115
- TRS-218 has Incredible performance power without losing definition and clarity
- Perfect for touring use or in a club Touring grade cabinets
- Rebated Baltic birch plywood construction
- Tough polyurea coating
- Powder-coated hex Zintec steel grill
- Dual layer thermal relief driver technology
- TRS Interlocking stacking system
- Heavy duty recessed steel handles

Model	Type	Impedance (Ohms)	Power (AES) Cont / Peak	MAX SPL Cont / Peak	Freq response (-10 dB)	Dispersion	Weight (kg)	Dimensions h x w x d (mm)
TRS-218	Subwoofer	4	1250 / 5000 W	135 / 141 dB	29 Hz - 180 Hz	Omni	88	584.3 x 1156 x 746

TRS-112A&TRS-115A trs self powered monitors

Since 1994, TRS has been the backbone of the touring industry. Constant development keeps this iconic series beyond engineer's expectations. 2018 marks the next evolution of the series, introducing TRS. Self-powered.



The TRS-112A/115A are self-powered, multi-purpose, symmetrically angled cabinets designed for stage monitoring and general PA applications.

Either flown or pole mounted, these compact wedges are ideal for mirroring applications as both wedge angles are the same. The steep angle of the wedge also makes these speakers perfect monitors for far-field applications like theatre and medium sized stage use.

Power coupled with intelligent design, custom made components and full FIR filtering with generous amplification gives depth and clarity whilst unrivalled build quality makes these cabinets the obvious choice.



TRS-115 A & TRS-112A

Key Features

- Touring grade cabinets
- Integrated Class D Power module
- World-wide voltage compatibility
- Powder-coated hex Zintec steel grill
- Full FIR-filtered DSP with linear phase outputs
- Fully integrated Look-Ahead and RMS limiters

Model	Type (Active)	Internal Power Amps	MAX SPL Cont/Peak	Freq response (-10 dB)	Crossover	Dispersion	Weight (kg)	Dimensions h x w x d (mm)
TRS-112A	Full range	500 W + 150 W	127 / 133 dB	70 Hz - 23.1 kHz	1.55 kHz FIR Filter	90° x 40°	22.5	579.5 x 398 x 270.75
TRS-115A	Full range	500 W + 500 W	130 / 136 dB	67 Hz - 21.6 kHz	1.45 kHz FIR Filter	60° x 40°	30.7	704 x 506 x 329.5

trs self powered tops TRS-212A



DSA-212

The TRS-212A is a self-powered, point source touring grade cabinet using high-powered 2 kW Class D amplifiers and integrated DSP. FIR filtering gives detail and definition to any performance.

Fully controlled & protected with peak and RMS limiting ensures issue-free installation and performance.

Designed for front of house applications, this cabinet incorporates Ohm's TRS stacking system which allows secure stacking of multiple cabinets on TRS-218/A.



TRS-212A

Key Features

- Rebated Baltic birch plywood construction
- Tough polyurea coating
- Powder-coated hex Zintec steel grill
- Dual layer thermal relief driver technology
- TRS Interlocking stacking system
- Heavy duty recessed steel handles

Model	Type (Active)	Internal Power Amps	MAX SPL Cont/Peak	Freq response (-10 dB)	Crossover	Dispersion	Weight (kg)	Dimensions h x w x d (mm)
TRS-212A	Full range	1000 W + 1000 W	135 / 140 dB	66 Hz - 22.1 kHz	1.65 kHz FIR Filter	60° x 40°	52	952.5 x 573 x 445.5

TRS-118A

trs self powered subwoofers



TRS-118A

The TRS-118A is a compact, powerful reflex loaded self-powered subwoofer that gives a highly detailed transient response.

This cabinet is ideal for portable or fixed installation in venues which are tight on space. Incorporating Ohm's TRS stacking system which ensures secure mounting of multiple TRS-118/A's cabinets.

Ground stacking is also possible with Vela and Cora line array cabinets.

Key Features

- Touring grade cabinets
- Integrated Class D Power module
- World-wide voltage compatibility
- Full FIR-filtered DSP with linear phase outputs
- Fully integrated Look-Ahead and RMS limiters
- Rebased Baltic Birch Plywood construction
- Tough polyurea coating

- Dual layer thermal relief driver technology
- TRS Interlocking stacking system
- Heavy duty recessed steel handles
- Powder coated hex Zintec steel grill



DSA-2

Model	Type (Active)	Internal Power Amps	MAX SPL Cont/Peak	Freq response (-10 dB)	Crossover	Dispersion	Weight (kg)	Dimensions h x w x d (mm)
TRS-118A	Subwoofer	1000 W	129 / 133 dB	26 Hz - 120 Hz	-	Omni	49	584 x 576 x 746

trs self powered subwoofers

TRS-218A

Amplification, DSP and networking integrated into one TRS 218-A subwoofer, which includes 2.2 kW of class D amplification, AES in/out, 2 user definable DSP outputs to provide processing for other compatible self-powered products such as TRS-212A and Cora-A without the need for additional DSP's. Incorporating FIR filtering with Peak & RMS limiters assure total system protection.

With integrated network capabilities, each TRS-218A can be controlled remotely. Delay, crossover, and EQ functions are implemented by our proprietary Pro-A-Sync software or with the LCD touchscreen display which can locally modify DSP pre-set selection and show gain status.

TRS-218A can be used singularly or in multiples in both horizontal or vertical orientations. Two pre-DSP outputs make daisy chaining large systems possible.



TRS-218A



Model	Type	Internal Power Amps	MAX SPL Cont/Peak	Freq response (-10 dB)	Crossover	Dispersion	Weight (kg)	Dimensions h x w x d (mm)
TRS-218A	Subwoofer	3600 W	138 / 141 dB	29 Hz - 110 Hz	-	Omni	94	584 x 1156 x 746

HD-MH

high definition

Our high definition, long-throw arena system. Incorporating a horn loaded 3-way design with pin-point 20° x 40° dispersion. Ohm's definitive point-source solution to large format touring and installed stadium systems.

Using 2 x 10" high power drivers and a 2" & 1" neodymium coaxial mid high compression drivers, which are mounted on a proprietary multi-cell horn flare with dual phase plug design. This creates extreme sound pressure levels of 145 dB per cabinet.

The tri-amp design with 16 ohm impedance ensures easy daisy-chaining from the minimum amount of amplifiers.

Integrated aeroquip flying system ensure an easy to rig and reliable mounting system. Multiple combinations of up to 9 HD-MH can be flown in a cluster creating a wall of sound capable of sound pressure levels of 152 dB SPL.

Key Features

- Arraying is made easy by using the full length flying track
- Extremely long throw horn with phasing plugs allowing big arrays
- Three way Operation for maximum efficiency



HD-MH

Model	Type	Impedance (Ohms)	Power Cont / Peak	MAX SPL Cont / Peak	Freq response (±3 dB)	Dispersion	Weight (kg)	Dimensions h x w x d (mm)	
HD-MH	Mid-high	HF	16	80 / 320 W	Full range 136 / 142 dB	90 Hz - 23 kHz	40° x 20°	109	1156 x 577 x 855
		MF	16	180 / 720 W					
		LF	16	500 / 2000 W					

HD-MX15

hd monitors

Completing the HD family, Ohm is proud to present the HD-MX15 coaxial stage monitor. With bi-amp/passive switchable function allows flexibility in setup from quick and easy passive mode to DSP contoured bi-amp arrangements. Attention to detail when you want it.

The HD-MX15 monitor is our premium stage monitor. Its shape is perfectly suited to shallow stages where artists need to be close to the monitors or even almost directly above them. When this happens, as with TV studios and typical club stages, this monitor offers the ideal solution for feedback resistant, high level monitoring which allows artists to focus on the music.



HD-MX15

Key Features

- Concave powder-coated hex Zintec steel grills for maximum strength
- Switchable passive/bi-amp operation
- Coaxial drivers for even dispersion throughout the frequency range



Model	Type	Impedance (Ohms)	Power Cont / Peak	MAX SPL Cont / Peak	Freq response (±3 dB)	Dispersion	Weight (kg)	Dimensions h x w x d (mm)	
HD-MX15	Full range	HF	16	80 / 320 W	125 / 131 dB	65 Hz - 20 kHz	60° Conical	22	371 x 560 x 511
		LF	8	500 / 2000 W					

LEDA

Originally Designed in the 1990's to satisfy the needs of the "Super-Clubs" under the name SS-3, becoming a legend to the dance club world. As part of our 30 year celebration, we redeveloped this iconic subwoofer using our proprietary driver technology to give the best performance possible.

Each cabinet has a dual 12" driver assembly coupled to a folded horn with a length of 2.7 metres. This is condensed into an enclosure of less than a cubic metre, giving this compact horn an incredible 141 dB SPL per cabinet with low frequency response down to 45 Hz.

Designed to be used in multiples of 4, creating a horn aperture of 10M². This achieves long throw characteristics, fast response times with punchy bass.



LEDA

Key Features

- Dual driver folded horn for extended dynamics and clarity
- Ideal for club sound and large outdoor events
- Punchy bass down to 40 Hz

Model	Type	Impedance (Ohms)	Power (AES) Cont / Peak	MAX SPL Cont / Peak	Freq response (-10 dB)	Dispersion	Weight (kg)	Dimensions h x w x d (mm)
LEDA	Subwoofer	8	600 / 2400 W	135 / 141 dB	40 Hz - 400Hz	Omni	80	686 x 956 x 746

hd subwoofer

line arrays

Vela

Vela is a modular bi-amp line array designed for ground stack and flying. The small format and discreet look of the dual 8" make this product suitable for projects that require vocal reinforcement with low visual impact.

The unique 32 ohm design of each cabinet provides the flexibility of adding up to 16 cabinets to one 4 channel amplifier. Up to 6 Vela can be ground stacked on 2 x TRS-218 using the same amplification.

Incorporating 2 x 8" drivers with 2 x 1" HF unit's give an impressive SPL of 136 dB per cabinet with a wide linear dispersion. Built in flying hardware allows easy configuration of up to 8 cabinets per string.



VELA



Sometimes the requirement is for a ground stacked system, Vela is ideally suited to this application with a custom made ground stack frame which takes a maximum of four Velas.

Key Features

- Integrated flying hardware
- Discreet looks
- 32 Ohm design
- Flying or ground stack options
- Lightweight aluminium flying frame
- Secure wrap-around ground stack frame for TRS-218

Model	Type	Impedance (Ohms)	Power Cont / Peak	MAX SPL Cont / Peak	Freq response (±3 dB)	Dispersion	Weight (kg)	Dimensions h x w x d (mm)
Vela	Full range	32	100 / 400 W	130 / 136 dB	55 Hz - 20 kHz	H 100° x V 10°*	20	250 x 576 x 300
			400 / 1600 W	119 / 125 dB				

*Dependant on array design

CORA

line array

Cora and Cora-A are active two-way, compact dual 8" line array systems, available in both passive and self-powered models. Designed for medium size projects, boasting extreme SPL and extended low frequency capabilities for its compact size when used with the Cora-S flying subwoofer. Cora integrates a 4-point rigging system into both models, making Cora and Cora-A, a flexible solution for both install and touring alike.



The Cora is an active 2-way design with a nominal impedance of 8 ohms for both the high & low frequency section.

Featuring 2 x 8" proprietary Ohm woofers in a reflex tuned enclosure with dual 4" neodymium planer wave drivers, boasting an impressive SPL of 143 dB (peak), or in a concert array of 8 boxes SPL of 156 dB (peak).

Cora's frequency response is from 75 Hz to 21 kHz. This can be extended down to 29 Hz when used with Cora-S subwoofer. An exposed phase plug design provides a smooth linear response and dispersion free of lobes over the entire frequency range. The waveguide generates a symmetrical horizontal dispersion of 100° x 12° vertical.



Cora Groundstack

Made of high-grade Baltic birch plywood coated in tough polyurea ensures mechanical and acoustical integrity. A fully integrated 4-point rigging system designed with various angles of up to 12° per cabinet, which ensure a perfect acoustic coupling between multiple cabinets forming an array. The Cora-AF is a single and multi-point flying frame which is perfect for ground stacking or flying Cora, Cora-S and self-powered versions. The same hardware can be used when ground-stacking CORA on TRS-118/218.

Model	Type	Impedance (Ohms)	Power Cont / Peak	MAX SPL Cont / Peak	Freq response (-10 dB)	Dispersion	Weight (kg)	Dimensions h x w x d (mm)
CORA	Full range	HF	160 / 640 W	137 / 143 dB	75 Hz - 21 kHz	H 100° x V 12° up to 100° x 90°*	21.7	250 x 576 x 300
		LF	500 / 2000 W	129 / 135 dB				

*Dependant on array design

CORA-A

powered line array



CORA-A Showing Amp

Using high-power Class D amplifiers with integrated DSP, this self-powered cabinet has 4 dedicated amplification channels allowing each component to be directly driven, this removes crossover distortion and increases audio quality.

Full FIR filtering adds further detail and definition, this coupled with RMS and Peak

limiters ensure the system stays within safe working parameters.

Cora creates a dispersion of 100° x 12° and an SPL of 143dB (peak), or in a concert array of 8 boxes SPL of 158dB (peak), this compact cabinet delivers all this performance despite only weighing 22.4 kg each. Frequency response is an impressive 75 Hz to 21 kHz.

Key Features

- Medium throw, full range line array component
- Touring grade cabinet
- Tough polyurea coating
- Dual layer thermal relief driver technology
- Phase-plug controlled LF driver with Integrated HF waveguide
- Advanced active dispersion gives 100° x 12° coverage
- Easy ground-stacking of up to 6 cabinets per frame
- Fly up to 12 cabinets per frame
- 8 + 8 Ohm impedance allows for 6 cabinets to be connected to a 4 channel amplifier

Model	Type	Internal Power Amps	MAX SPL Cont/Peak	Freq response (-10 dB)	Crossover	Dispersion	Weight (kg)	Dimensions h x w x d (mm)
CORA-A	Full range	HF	1000 W	137 / 143 dB	1,5 kHz with dispersion control phase response	H 100° x V 12° up to 100° x 90°*	22.4	250 x 576 x 300
		LF	1000 W	126 / 135 dB				

*Dependant on array design

CORA-S

subwoofer

Cora-Sub is a compact, high power subwoofer with fast transient and ultra-low frequency bass response. Designed to be flown/ground stacked to enhance the bass response of Cora line array system or used as a three-way design in conjunction with large format system arrays.

The unique symmetrical design allows rotation of each subwoofer for both front and rear facing cardioid arrangements.

Front and rear mounted input sockets for easy wiring.

Intelligent reflex design integrated with a 15" long excursion driver gives extended dynamics of 132 dB SPL and low frequency response of 30 Hz.



CORA-S

Key Features

- Compact cabinet designed for flying with Cora line array units
- Dual layer thermal relief driver technology
- Touring grade cabinet
- Tough polyurea coating

Model	Type	Impedance (Ohms)	Power (AES) Cont / Peak	MAX SPL Cont / Peak	Freq response (-10 dB)	Dispersion	Weight (kg)	Dimensions h x w x d (mm)
CORA-S	Subwoofer	8	850 / 3400 W	126 / 132 dB	30 Hz - 300 Hz	Omni	39.8	440 x 572 x 630

Eris Subwoofer

subwoofer

Eris is an ultra-high power, low frequency subwoofer designed to compliment EOS line array systems. Designed as an aperiodically loaded reflex unit, which gives a flatter impedance curve making amplifier loading more predictable. This unique porting also removes the boxy tone of reflex boxes and makes bass sound more solid.

Eris is a wide bandwidth, ultra-high power low frequency subwoofer.

Designed for total integration into EOS line array systems, this cabinet is an easy way to extend the frequency response of your system.

The unique symmetrical design allows rotation of each subwoofer for both front facing and rear cardioid arrangements.

With a usable frequency response of 25 Hz to 200 Hz (-10 dB) and a peak SPL of 141 dB this unit is a capable partner for EOS and can deliver the low frequency output at levels sound engineers expect.



ERIS

Key Features

- Front and rear mounted input sockets for easy cardioid setups
- Complete integration for EOS mounting hardware
- Wide bandwidth frequency range
- Stacking cups for ground setups

Model	Type	Impedance (Ohms)	Power Cont / Peak	MAX SPL Cont / Peak	Freq response (-10 dB)	Dispersion	Weight (kg)	Dimensions h x w x d (mm)
ERIS	Subwoofer	4	1700 / 6800 W	135 / 141 dB	25 Hz - 200 Hz	Omni	106	589.3 x 1156 x 900

The EOS is a fully integrated large format 2 x 12" 4-way line array system, designed for high output, linear coverage and perfect intelligibility. The high definition, detailed and smooth linear frequency response over distance is achieved with its unique design. High dynamic bandwidth, power and headroom capabilities all make it the definitive choice for the large project reinforcement of any sound genre. All components needed to suspend the loudspeakers within the bespoke 4 point flying system are integrated into EOS ensuring speedy deployment. This provides an incredibly quick and easily configurable array solution for large-scale sound reinforcement applications.



EOS

The EOS is an active 4-way design with a nominal impedance of 8 ohms for High, Mid and the Low frequency sections.

Featuring 2 x 12" Neodymium woofers in a tuned enclosure and 4 x 6.5" neodymium mid-range drivers combined with 2 x 6.5" coaxial planar wave guides.

This cabinet gives a usable frequency response of 46 Hz to 21.2 kHz (-10 dB) and an SPL of 147 dB per cabinet. An exposed phase plug design provides a smooth linear response and a coverage free of lobes over the entire frequency range. The

waveguide generates a symmetrical horizontal dispersion of 100° x 10° vertical.

Made of high-grade Baltic birch plywood coated in tough polyurea ensures mechanical and acoustical integrity.

A fully integrated 4-point rigging system designed with various angles of up to 10° per cabinet, which ensure a perfect acoustic coupling between multiple cabinets forming an array. Used in multiples of up to 24 cabinets per hang.



Key Features

- Long throw, full range line array component
- Large format touring grade cabinet
- Tough polyurea coating
- Dual layer thermal relief driver technology
- Phase-plug controlled LF driver with Integrated HF waveguide
- Advanced active dispersion gives 100° x 10° coverage
- Unique port design gives excellent dynamics without side-lobing
- Easy ground-stacking of up to 6 cabinets per frame on ERIS Subwoofer
- Fly up to 24 cabinets per frame.
- Designed 8 Ohm impedance allows it to be powered in 3s from a 4 channel amplifier

Model	Type	Impedance (Ohms)	Power Cont / Peak	MAX SPL Cont / Peak	Freq response (-10 dB)	Dispersion	Weight (kg)	Dimensions ull (mm)
EOS	Full range	HMF	8	320 / 2000 W	141 / 147 dB	46 Hz - 21.2 kHz	89	H 100° x V 10° up to 100° x 120°*
		LMF	8	800 / 3200 W	133 / 139 dB			
		LF	8	800 / 3200 W	132 / 138 dB			

*Dependant on array design



George Borowski - guitarist, singer

Christine's Photos

The work horses of professional audio

Ever heard the phrase “rubbish in, rubbish out?”. However good your chosen loudspeakers are, if they are fed poor, eroded or low-quality information, they cannot do anything to improve it. That’s why we dedicate serious amounts of our time to ensure our high-quality, craft-built range of speakers are complemented with the best amplifiers and controllers. We think “quality in, quality out.” Reliability and longevity are equally important, as we seek to ensure the whole system continues to perform at optimum, the same as the day it was first configured.

Oyster 2-6

controllers



OYSTER 2-6

The Oyster is a compact yet feature-packed solution for loudspeaker management using digital signal processing. With a shallow profile and inconspicuous front panel, this unit may go unnoticed in a rack in an installation or touring setup – however despite the minimalistic appearance, the Oyster is the heart of your sound system, processing the audio routed to each amplifier channel to condition it optimally for your loudspeakers.

The DSP system featured in the Oyster contains a wide selection of parametric EQ and crossover filter types, and a flexible routing matrix allowing any of the 2 analogue inputs to be mixed and routed to any of the 6 analogue outputs as the setup requires. With an onboard capacity of 100 presets, you don't need to stick to one configuration – create a number of presets in advance, and load them as you require, or change them on the fly if necessary.

Having no external panel controls, the unit is inherently tamper-proof, and is controlled entirely using the Ohm Spyder software via the USB port on the front panel – to prevent unauthorised access, the unit can also be password-protected. The Spyder software allows each input and output

channel and the routing settings to be browsed, configuring the filters and other parameters with an easy-to-use interface. The changes made via software are applied to the unit in real-time so you can hear your new settings immediately, eliminating any guesswork.


The adjustable zero-attack limiters on each output channel mean your loudspeakers as well as your listeners' ears can be protected from excessive signal peaks, so no need to worry about the sound being turned up too high ending in disaster. An adjustable delay of up to 1 second on each input and output channel can be used in combination with the phase switch to align the sound from multiple loudspeakers.

Compact, lightweight and easy to use, yet packed full of processing power, the Oyster is the ideal solution if you require precise control over your audio all in one readily accessible package.

controllers

Specifications

HARDWARE	
Inputs	2 analogue (electrically balanced)
Outputs	6 analogue (impedance balanced)
Input Impedance	10 k Ω unbalanced / 18 k Ω balanced
CMMR	>50 dB 30 Hz – 20 kHz
Output Impedance	50 Ω unbalanced / 100 Ω balanced
Maximum input voltage	20 dBu peak (7.7 Volts)
Maximum output voltage	12 dBu peak (3.1 Volts)
GENERAL DSP FUNCTIONS	
Adjustable delay	Up to 1 second per each input and output channel (up to 2 seconds total)
Delay step	1 μ s
Channel gain	-48 to +12 dB per input and output channel
Routing matrix gain	-48 to +12 dB
FILTERS	
Parametric EQ filters	Up to 10 per each input and output channel
Parametric EQ filter types	Bell, high/low shelf, high/low pass, notch, all pass
Crossover filter slopes	6, 12, 24 and 48 dB per octave
Crossover filter types	Bessel, Butterworth and Linkwitz-Riley
DYNAMICS PROCESSING	
Zero-attack peak limiters	1 per output channel (end of the signal chain)
Limiter threshold	-48 to +12 dBu peak
CONNECTORS	
Inputs	3-pin female XLR
Outputs	3-pin male XLR
Power	3-pin IEC
USB	USB type B female
GENERAL INFORMATION	
Mains	85-265 Volts AC, 50-60 Hz
Consumption	< 10 Watts
Dimensions (h x w x d) (mm)	44 x 482 x 128
Weight	1.44 kg (unpacked) 3 kg (packaged)
Fuse	T500 mA L250 V



CLEO MK-3 4-8

The Cleo MK3 is a powerful digital signal processor using the Ohm Spyder software, incorporating the same capabilities as the Oyster plus new and extended functionality, scaled up to meet the needs of the most demanding applications. The unit features 4 analogue inputs, a digital stereo AES3 input, and 8 analogue outputs. The comprehensive DSP system includes a flexible routing matrix and a fully adjustable signal chain on each input and output channel.

Multiple units can be controlled remotely over a wired or wireless network by connecting to a router via the Ethernet port, and the Spyder software contains customisable grouping functionality to quickly configure more than one unit. The Cleo can also be controlled via direct connection to a computer using the USB port, or the unit's front panel controls can be used to adjust any setting manually – however, once a setup is complete the front panel can be locked via software, making the unit tamper-proof. The Cleo's on-board memory has 100 preset slots, and once the data has been loaded the unit can function fully stand-alone.

The DSP system features a wide selection of

parametric EQ and crossover filter types. Zero-attack peak limiters and true RMS compressors are available to protect loudspeakers from excessive voltage peaks and power, or to shape the dynamics of the audio. A delay of up to 1 second can be added to each input and output separately, which in combination with the phase switch allows the sound from multiple speakers to be accurately aligned.

The analogue inputs feature an electrically balanced input stage, accepting signals of up to 24 dBu peak (12.3 V) which match any audio source on the market today. The 8 outputs are protected by relays which switch the signal on only when the DSP is operational, preventing clicks and pops on startup, shutdown or during firmware updates.

With the Cleo's network control and extended DSP capabilities, no matter what the scale of your installation or touring setup is, full control over the sound system is in your hands.

HARDWARE	
Inputs	4 analogue (electrically balanced), 1 digital AES3
Outputs	8 analogue (impedance balanced)
Input Impedance	12 k Ω unbalanced / 24 k Ω balanced
CMRR	>45 dB 50 Hz – 10 kHz
Output Impedance	50 Ω unbalanced / 100 Ω balanced
Maximum input voltage	24 dBu peak (12.3 Volts)
Maximum output voltage	12 dBu peak (3.1 Volts)
GENERAL DSP FUNCTIONS	
Adjustable delay	Up to 1 second per each input and output channel (up to 2 seconds total)
Delay step	1 μ s
Channel gain	-48 to +12 dB per input and output channel
Routing matrix gain	-48 to +12 dB
FILTERS	
Parametric EQ filters	Up to 10 per each input and output channel
Parametric EQ filter types	Bell, high/low shelf, high/low pass, notch, all pass
Crossover filter slopes	6, 12, 24 and 48 dB per octave
Crossover filter types	Bessel, Butterworth and Linkwitz-Riley
DYNAMICS PROCESSING	
True RMS compressors	1 per each input and output channel
Compressor threshold	-48 to +12 dBu
Compressor attack, hold and release times	1 ms to 10 s
Compressor makeup gain	-12 to +12 dB
Zero-attack peak limiters	1 per output channel (end of the signal chain)
Limiter threshold	-48 to +12 dBu peak
CONNECTORS	
Inputs	3 pin female XLR
Outputs	3 pin male XLR
Power	3 pin IEC
USB	USB type B female
Ethernet	RJ45
GENERAL INFORMATION	
Mains	100 - 240 V AC, 50-60Hz-
Consumption	< 30 watts
Fuse	T 2 amp T
Dimensions (h x w x d) (mm)	44 x 482 x 185
Weight	2.3 kg (unpacked) 4.2 kg (packaged)



The proprietary Ohm Spyder DSP controller software continues the Ohm tradition of easy to use, friendly and reliable systems. Currently available to drive the Oyster and Cleo MK 3 system controllers.

Spyder software runs on PC and controls I/O levels, delays, polarity, parametric EQ's, crossover sections and limiters. All parameters are accessible to the user via the Spyder GUI (Graphical User Interface). All the programming and control is simple to carry out with this dedicated PC software. Store/Recall of parameter sets is straightforward. The Spyder software also incorporates a matrix mixer with up to 4 into 8 capability, depending on the hardware connected.

Key Features

- Easy access to all high and low pass filters with clear numerical and graphical display
- Numerical and "graph drag" data entry
- Matrix routing selector
- Gives clear visual information on signal levels and gain structure and allows quick adjustments
- Store/recall library functions
- 10 filters for each input and output, changeable between Bell/High Shelf/Low Shelf/ Notch and All Pass
- Matrix gain controls
- Network set up and management
- Grouping functions



Main Page

X-over Page

- Easy access to all high and low pass filters with clear numerical and graphical display
- Numerical and "graph drag" data entry
- Matrix routing selector

- Gives clear visual information on signal levels and gain structure and allows quick adjustments
- Store / recall library functions



Input Page

Output Page

- 10 filters for each input and output
- Changeable between Bell / High Shelf / Low Shelf / Notch and All Pass
- Numerical and "graph drag" data entry
- Matrix gain controls

Network Page



- Network set up and management
- Grouping of functions



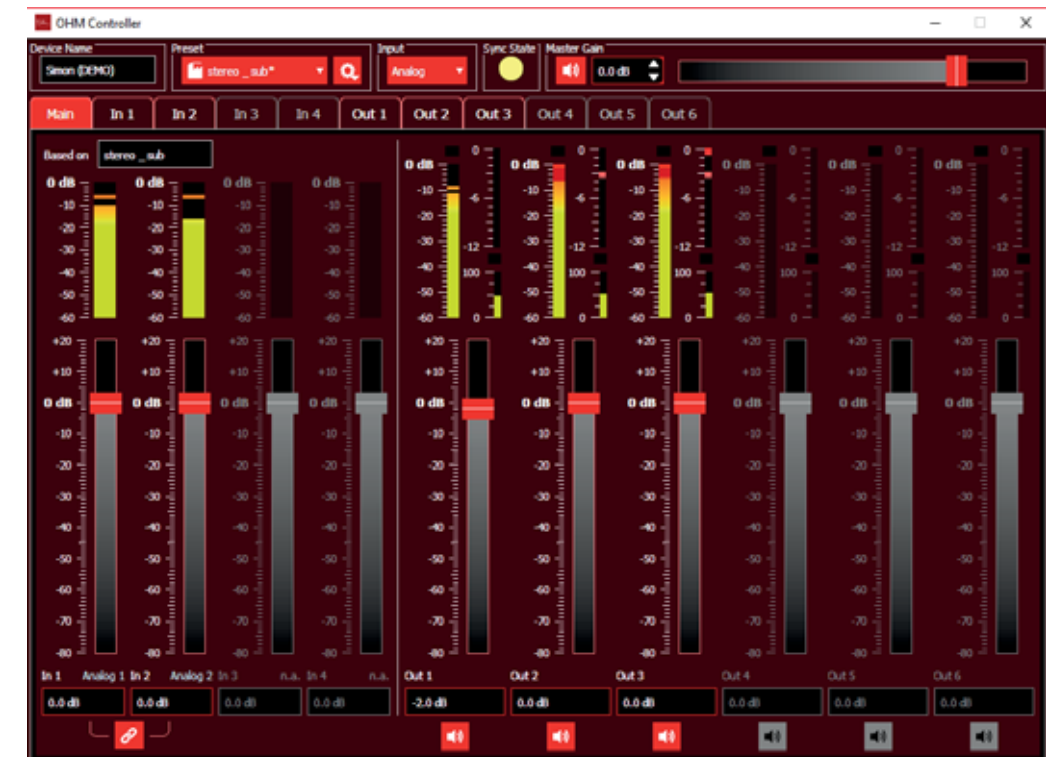
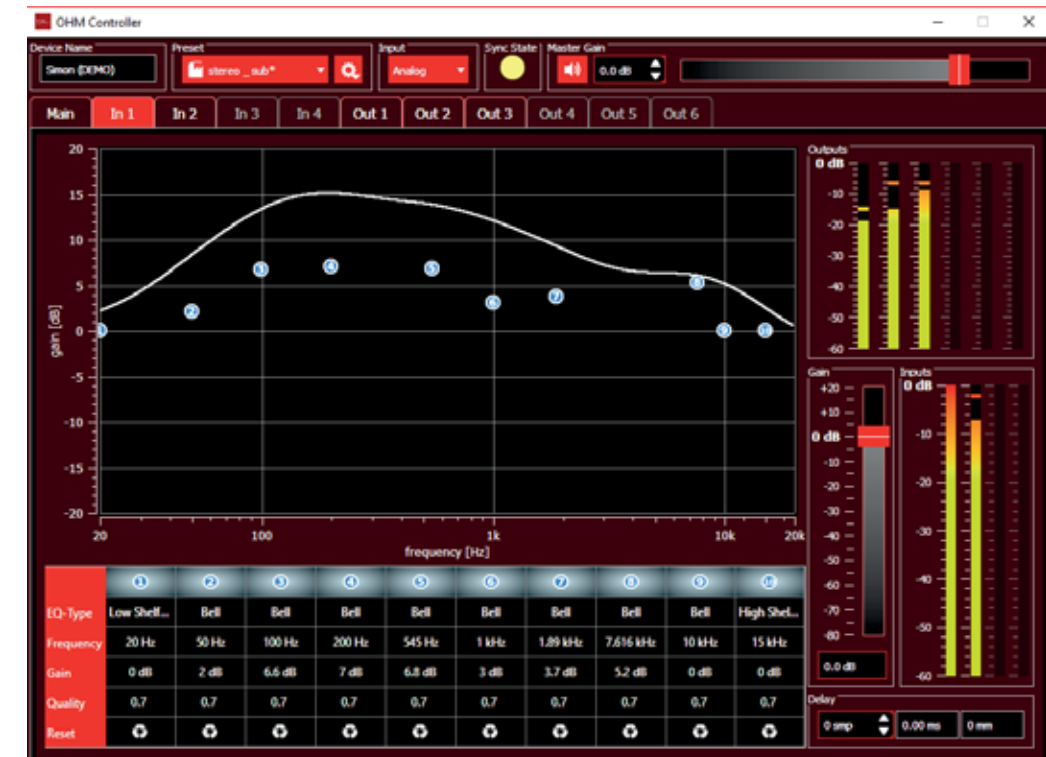
pro-A-sync is an acoustic simulation program for 3D modelling of Ohm's current generation of line array, point-source and subwoofer cabinets. Ohm's proprietary software combines complicated algorithms and speaker system design principles with an easy to understand graphic interface, assisting the user with many intelligent features such as Auto-Splay functions, Auto-EQ, and detailed analysis of frequency response, SPL & sound coverage. This allows forward planning of system architecture off-site and the minimum amount of setup tuning when commissioning the system.

Used in conjunction with our line array systems, this powerful tool gives vital information such as pick points for frame hardware, total hang weight and cabinet angle adjustment to create the spread you need for your project. Audience area, ear height, speaker position and even VIP

area's can be simulated within minutes, giving you clear, concise information on where and how to position your selected speakers and showing auto-EQ graphing to make DSP setup easy.

Key Features

- Point source, line array and subwoofer acoustic simulation
- Edit listener position, audience areas and speaker placement
- Frequency response, SPL coverage and Auto-Splay calculations
- Auto-EQ with customisable target EQ curve and reference position
- Visual representation of system overview with acoustic simulation plot
- Routing matrix and auto-EQ transmission to connected devices



TK Series Amplifiers

amplifiers



TK Amplifiers

Just like our range of touring loudspeakers, the TK range of amplifiers is built with sound quality and long-term performance in mind. Working closely with our partners at MC² Audio, we have developed a range of amps which can do the toughest jobs on the road with ease, whilst still being lightweight and flexible.

This is Ohm, so the TKs are quality-made in the UK, and help Ohm loudspeakers be the best they can be. Each TK amp has a switch mode power supply, which delivers those high intensity peaks without any bass sag at very low distortion. All of this magic is kept within its safe operating area by the new, sophisticated intelligent limiter. The TK-25, TK-45 and TK-47 deliver ultra-high definition sound across the entire audio bandwidth, and the TK-100 is an industrial strength and power Class D performer.

Key Features

- Light-weight ideal for install or touring
- Excellent sonic performance
- 2 and 4 channel models
- Switch mode power supply
- UK manufactured

TK Series Amplifiers

amplifiers



Model	TK-25	TK-45	TK-475	TK-100
Power Rating W @ 2 Ω	2 x 2400 W	2 x 4200 W	-	4 x 3700 W
Power Rating W @ 4 Ω	2 x 1350 W	2 x 2500 W	4 x 900 W	4 x 2800 W
Power Rating W @ 8 Ω	2 x 700 W	2 x 1250 W	4 x 775 W	4 x 1400 W
Bridge Rating W @ 4 Ω	4800 W	8400 W	-	2 x 7400 W
Bridge Rating W @ 8 Ω	2700 W	5000 W	2 x 1800 W	2 x 5300 W
Gain Options dB	26 / 32 / 33	26 / 32 / 36	26 / 31 / 32	26 / 32 / 36
Class	AB	H	AB	D
Frequency Response 20 Hz - 20 KHz	±0.3 dB	±0.3 dB	±0.3 dB	±0.5 dB
Input Sensitivity Options - dBu (for maximum power)	+13.0 / 7.0 / 6.0	+15.7 / 9.7 / 5.7	+11.0 / 6.0 / 5.0	+16.0 / 10.0 / 6.0
Input Sensitivity Options - Volts (for maximum power)	3.5 / 1.7 / 1.5 V	4.7 / 3.4 / 1.5 V	2.7 / 1.5 / 1.4 V	4.9 / 2.5 / 1.5 V
Total Harmonic Distortion (THD) (@1dB below maximum output power) @1kHz	<0.3% @ 20 Hz-20 kHz <0.008%	<0.5% @ 20 Hz-20 kHz <0.015%	<0.5% @ 20 Hz-20 kHz <0.15%	<0.15% @ 20Hz-20kHz <0.08%
Input Impedance	20k Ohms (Active Balanced)			
Input CMRR	60 dB			
Damping Factor 8 Ω / 1 kHz	>400			
SNR (WTD)	Better than 105 dB	Better than 106 dB	Better than 105 dB	
Input Connectors	Female XLR			
Link Connectors	Male XLR			
Output Connectors	Speakon Connector			
Switches	Front - Power, Rear - Channel Link, PRC selector, Bridge Mode (where applicable)			
Cooling	Two variable speed fans			
Indicators	Power On, Signal, Level, Limiter, PRC, Protect, Bridge (where applicable)			
Protection	Overheat, Short -circuit, DC, Radio frequency interference			
Power Supply	AC 240V 50 Hz			
Weight (kg)	10.2	11.4	10.6	11.8
Dimensions h x w x d (mm)	88 x 483 x 428			



Ohm Manufacturing Facility - Manchester, UK

Audio for any application

Because of Ohm's tendency to create versatile loudspeakers, many years ago we adopted the same mind set when it came to designing product hardware. We understand that one client's installation or portable situation may differ from another client's even though the speaker supplied may be the same and fulfils both scenarios, so we push forward creating new and bespoke hardware to aid in product mounting and securing to enable the best possible experiences.

Touring Dollies



Product	Dimensions h x w x d (mm)
TRS-212 Touring Dolly	150 x 568 x 946
TRS-218 Touring Dolly	150 x 576 x 1156
Amp Rack touring Dolly	150 x 560 x 560



Some companies prefer removable wheel boards instead of having wheels permanently mounted at the back of the cabinets. Maybe space is a premium on the transportation or any noise from the wheels rattling at the back of the cabinets on the gig can't be accepted. In these cases a touring dolly, which mounts to the front of the cabinet, is a great option.

These dollies are locked into place by two butterfly locks making it a fast and easy process to fit and remove. All dollies are stackable within their size, so storage space required at the event is minimal. They also come in handy to wheel other heavy items around to save on physical lifting.

Custom Made Covers



Buying a sound system is a big investment and to protect it from potential damage Ohm offers a selection of covers. Heavy duty covers made from waterproof foam guard allow safe transportation of the gear and helps maintain its pristine looks. Covers are available for all portable and touring products.

All flaps and foldable parts on the covers are secured with Velcro tape to ensure they stay in place offering full protection to the cabinet regardless of how the transportation and loading is done.

Hanging Systems

Ohm manufacture a variety of hanging and ground stacking frames for all Ohm touring systems.

If you require a completely bespoke hanging solution, Ohm can help. Just give us a call, tell us your requirements and we'll set our best engineer to the task...



Coloured & Weather-Proofed Cabinets

OHM is proud to be able to create any of our speakers and hardware in a RAL colour of your choice matching any environment easily.. We can also weather proof your cabinets for outdoor use.



Hardware



C-AF - Cora Flying / Groundstacking Frame



HC-B - Cradle Base for Horizontal Cradles



PTL - Large Rear Pan & Tilt Wall Bracket



LWB - Large Rear Wall Bracket with 35mm Spigot

HWB - Small Horizontal Wall Bracket



TP-1 - Adjustable Threaded Pole



PTLWB - Large Rear Wall Bracket Pan & Tilt with 35mm Spigot



KC / BRC - Small Wall Cradles

additional fixings

additional fixings



PTS - Small Rear Pan & Tilt Wall Bracket



TH-1 - Top Hat



BRC-V / BRC-H - Large Wall Cradles For BR Series



SS-A - Stand Mounted Swivel Adaptor



CF-PK - Flying Point



CF-EK - Flying Eye



TP-1P - Threaded Pole Adaptor



SWB - Small Wall Bracket with Swivel Adaptor



BWB - Small Wall Bracket for Boutique Satellite



ST-CP - Set of 4 Castors

Hardware

Product Specifications

quick guides

Model	Type	Impedance (Ohms)	Power Cont / Peak	MAX SPL Cont / Peak	Freq response (-10 dB)	Dispersion	Weight (kg)	Dimensions h x w x d (mm)
Commercial Installation								
BootiQue	Satellite	16	50 / 200 W	106 / 112 dB	150 Hz - 20 kHz*	90° x 90°	1.7	140 x 140 x 132
CL-0T	Full range	8 / 100 V	6 / 24 W	93 / 99 dB	110 Hz - 20 kHz*	140° Conical	0.4	Ø103 x 80
CL-1T	Full range	8 / 100 V	15 / 60 W	99.5 / 105.5 dB	80 Hz - 20 kHz*	140° Conical	0.9	Ø203 x 86
CL-3T	Full range	8 / 100 V	40 / 160 W	103 / 109 dB	60 Hz - 20 kHz*	140° Conical	1.4	Ø273 x 100
CL-1TD	Full range	8 / 100 V	15 / 60 W	99 / 105dB	150 Hz - 20 kHz*	140° Conical	1.7	Ø203 x 145
CL-3TD	Full range	8 / 100 V	40 / 160 W	103 / 109 dB	50 Hz - 20 kHz*	140° Conical	3.1	Ø270 x 185
KS-1	Mid-high	8	60 / 240 W	102 / 108 dB	90 Hz - 20 kHz*	100° x 100°	4.1	190 x 260 x 200
KS-3	Mid-high	8	125 / 500 W	109 / 115 dB	75 Hz - 20 kHz*	100° x 100°	6.6	250 x 350 x 250
KX-3 / T****	Mid-high	8 / 100 V	125 / 500 W	113 / 119 dB	60 Hz - 23kHz	90° Conical	7.5	250 x 350 x 250
Cronus 10	Full range	8	300 / 1200 W	123 / 129 dB	65 Hz - 26 kHz	160° x 60°	18	536 x 330 x 330
Cronus 12	Full range	8	350 / 1400 W	124 / 130 dB	50 Hz - 26 kHz	160° x 60°	21.1	606 x 370 x 370
Cronus Sub	Subwoofer	8	800 / 3200 W	131 / 137 dB	41 Hz - 250 Hz	OMNI	40.7	706 x 500 x 500

K Series Self Powered Subwoofer

Model	Type (Active)	Internal Power Amps	MAX SPL Cont/Peak	Freq response (-10 dB)	Crossover	Dispersion	Weight (kg)	Dimensions h x w x d (mm)
KS-12A3	Subwoofer	600W	129 dB	27 Hz - 109 Hz	-	OMNI	31	400 x 400 x 700
	Satellites	2 x 200W @ 8Ω						

Pro Installation - BR Series

BRT-6	Mid-high	16	150 / 600 W	111 / 117 dB	74 Hz - 26 kHz	120° x 60°	4.4	300 x 190 x 188
BRT-26	Mid-high	8	250 / 1000 W	114 / 120 dB	77 Hz - 26 kHz	120° x 40°	6.6	460 x 190 x 188
BRT-8	Full range	12	200 / 800 W	120 / 126 dB	75 Hz - 25 kHz	90° x 60°***	13.4	458 x 284 x 250
BRT-10	Full range	8	300 / 1200 W	121.8 / 127.8 dB	72 Hz - 22 kHz	90° x 60°***	20.8	512.5 x 320 x 280
BRT-12	Full range	8	500 / 2000 W	124 / 130 dB	62 Hz - 20 kHz	60° x 40°***	27.8	642.5 x 400 x 350
BRT-15	Full range	8	600 / 2400 W	127 / 133 dB	52 Hz - 20.5 kHz	60° x 40°***	36.4	722.5 x 450 x 410
BRW-26	Mid-high	8	250 / 1000 W	115 / 121 dB	75 Hz - 26 kHz	160° x 40°	11.6	270 x 370 x 274.5
BRW-28	Full range	8	400 / 1600 W	1124.8 / 130.8 dB	69 Hz - 26 kHz	160° x 40°	18.6	344.5 x 460 x 325
BRS-12	Subwoofer	8	300 / 1200 W	123 / 129 dB	39 Hz - 110 Hz	Omni	23	333.3 x 400 x 606
BRS-15	Subwoofer	8	600 / 2400 W	129 / 135 dB	49 Hz - 300 Hz	Omni	31.5	508 x 500 x 500
BRS-18	Subwoofer	8	800 / 3200 W	131 / 137 dB	45 Hz - 250 Hz	Omni	39.6	584 x 576 x 600

BR Series - Self Powered

Model	Type (Active)	Internal Power Amps	MAX SPL Cont/Peak	Freq response (-10 dB)	Crossover	Dispersion	Weight (kg)	Dimensions h x w x d (mm)
BRT-8A	Full range	500 W + 150 W	120 / 131dB	58 Hz - 21.5 kHz	1.55 kHz FIR Filter	90° x 60°***	13	458 x 284 x 250
BRT-10A	Full range	500 W + 150 W	124 / 133 dB	66 Hz - 21 kHz	1.58 kHz FIR Filter	90° x 60°***	19.7	512.5 x 320 x 280
BRT-12A	Full range	500 W + 500 W	125 / 134 dB	63 Hz - 20.2 kHz	1.16 kHz FIR Filter	60° x 40°***	27.3	642.5 x 400 x 350
BRT-15A	Full range	500 W + 500 W	125.5 / 134 dB	47 Hz - 20.2 kHz	1.15 kHz FIR Filter	60° x 40°***	35.8	722.5 x 450 x 410
BRW-28A	Full range	500 W + 150 W	125 / 131dB	58 Hz - 21.5 kHz	1.47 kHz FIR Filter	160° x 40°	19	344.5 x 460 x 325
BRS-12A3	Subwoofer	1050 W / 4 Ω	123 / 129dB	33 Hz - 110 Hz	-	OMNI	25.6	333.3 x 400 x 606
	Mid-high	2 x 500 W / 4 Ω						
BRS-15A	Subwoofer	900 W / 8 Ω	129 / 135 dB	45 Hz - 120 Hz	-	OMNI	30.8	508 x 500 x 500

As part of our continuous R & D programme, Aural Ltd / OHM reserves the right to change the specifications without prior notice. E. & O. E.

quick guides

Product Specifications

BR Series - Self Powered Continued

Model	Type (Active)	Internal Power Amps	MAX SPL Cont/Peak	Freq response (-10 dB)	Crossover	Dispersion	Weight (kg)	Dimensions h x w x d (mm)
BRS-15A3	Subwoofer	1050 W / 4 Ω	129 / 135 dB	45 Hz - 120 Hz	-	OMNI	34.1	506 x 500 x 500
	Mid-high	2 x 500 W / 4 Ω						
BRS-18A	Subwoofer	900 W / 8 Ω	131 / 137 dB	40 Hz - 100 Hz	-	OMNI	40.6	584 x 576 x 600

Model	Type	Impedance (Ohms)	Power Cont / Peak	MAX SPL Cont / Peak	Freq response (-10 dB)	Dispersion	Weight (kg)	Dimensions h x w x d (mm)
-------	------	------------------	-------------------	---------------------	------------------------	------------	-------------	---------------------------

Pro Live Sound - TRS Series & Line array

TRS-112	Full range	8	300 / 1200 W	125 / 131 dB	75 Hz - 21 kHz	90° x 40°	22.5	579.5 x 398 x 280	
TRS-115	Full range	8	500 / 2000 W	129 / 135 dB	68Hz - 21 kHz	60° x 40°	31	704 x 506 x 335	
TRS-112HN	Mid-high	HF	16	80 / 320 W	127 / 133 dB	70 Hz - 23 kHz	H. 30° to 45° V. +10° to -25°****	33	584.3 x 568 x 450
		Mid	8	500 / 2000 W	129 / 135 dB				
TRS-212	Full range	4	625 / 2500 W	134 / 140 dB	65 Hz - 21 kHz	60° x 40°	54	952.5 x 573 x 445.5	
TRS-118	Subwoofer	8	650 / 2600 W	128 / 134 dB	26 Hz - 200 Hz	Omni	47	584.3 x 576 x 746	
TRS-218	Subwoofer	4	1250 / 5000 W	135 / 141 dB	29 Hz - 180 Hz	Omni	88	584.3 x 1156 x 746	
HD-MH	Mid-high	HF	16	80 / 320 W	Full range 136 / 142 dB	90 Hz - 23 kHz*	40° x 20°	109	1156 x 577 x 855
		MF	16	180 / 720 W					
		LF	16	500 / 2000 W					
HD-MX15	Full range	HF	16	80 / 32 W	125 / 131 dB	65 Hz - 20 kHz*	60° Conical	20	371 x 560 x 511
		LF	8	500 / 2000 W					
LEDA	Subwoofer	8	600 / 2400 W	135 / 141 dB	45 Hz - 350 Hz	Omni	80	686 x 956 x 746	
Vela	Full range	HF	32	100 / 400 W	130 / 136 dB	55 Hz - 20 kHz*	100° Horizontal Vertical ***	23.1	250 x 576 x 300
		LF		400 / 1600 W	119 / 125 dB				
CORA	Full range	HF	8	160 / 640 W	137 / 143 dB	75 Hz - 21 kHz	H 100° x V 12° up to 100° x 90°****	23.7	250 x 576 x 300
		HF		500 / 2000 W	129 / 135 dB				
CORA S	Subwoofer	8	850 / 3400 W	126 / 132 dB	30 Hz - 300 Hz	Omni	39.8	440 x 572 x 630	
EOS	Full range	HMF	8	320 / 2000 W	141 / 147 dB	46 Hz - 21.2 kHz	H 100° x V 10° up to 100° x 120°****	89	370 x 1156 x 500
		LMF	8	800 / 3200 W	133 / 139 dB				
		LF	8	800 / 3200 W	132 / 138 dB				
ERIS	Subwoofer	4	1700 / 6800 W	135 / 141 dB	25 Hz - 200 Hz	Omni	106	589.3 x 1156 x 900	

TRS Series & Line array Self Powered

Model	Type (Active)	Internal Power Amps	MAX SPL Cont/Peak	Freq response (-10 dB)	Crossover	Dispersion	Weight (kg)	Dimensions h x w x d (mm)	
TRS-112A	Full range	500 W + 150 W	127 / 133dB	70 Hz - 23.1 kHz	1.55 kHz FIR Filter	90° x 40°	22.5	579.5 x 398 x 270.75	
TRS-115A	Full range	500 W + 500 W	130 / 136 dB	67 Hz - 21.6 kHz	1.45 kHz FIR Filter	60° x 40°	30.7	704 x 506 x 329.5	
TRS-212A	Full range	1000 W + 1000 W	135 / 140 dB	66 Hz - 22.1 kHz	1.65 kHz FIR Filter	60° x 40°	52	952.5 x 573 x 445.5	
TRS-118A	Subwoofer	1000 W	129 / 133 dB	26 Hz - 120 Hz	-	Omni	49	584.3 x 576 x 746	
TRS-218A	Subwoofer	3600 W	138 / 141 dB	29 Hz - 110 Hz	-	Omni	94	584.3 x 1156 x 746	
CORA-A	Full range	HF	1000 W	135 / 143 dB	75 Hz - 21 kHz	1.15 kHz with dispersion control phase response	H 100° x V 12° up to 100° x 90°****	22.4	250 x 576 x 300
		LF	1000 W						

* Frequency response at ±3dB

** Rotational horn

*** Dependant on array design

**** Denotes 100 V transformer version. Please visit the website for tapping information (www.ohm.co.uk)



Headquarters
AURAL LTD

Wellington Close
Parkgate Industrial Estate
Knutsford, Cheshire
WA16 8XL, England

Tel: +44 (0) 1565 654641
e-mail: info@ohm.co.uk
www.ohm.co.uk

DEALER STAMP