LIBRA EXPORT

# Libra Enterprises

## Models & Specimen

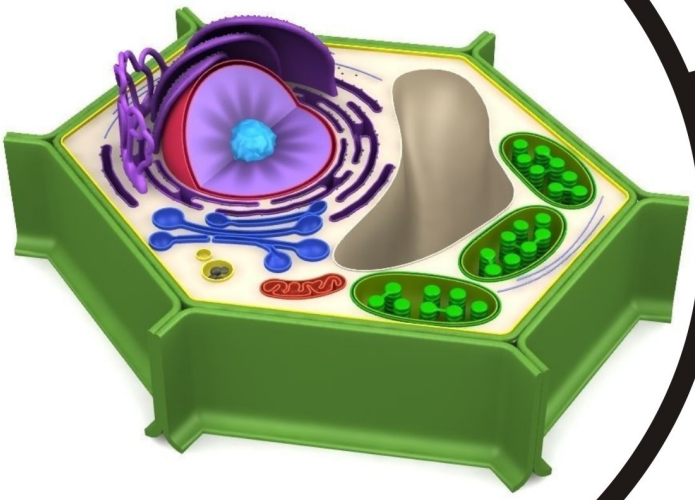

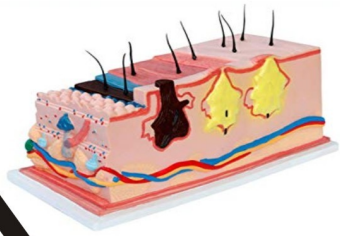

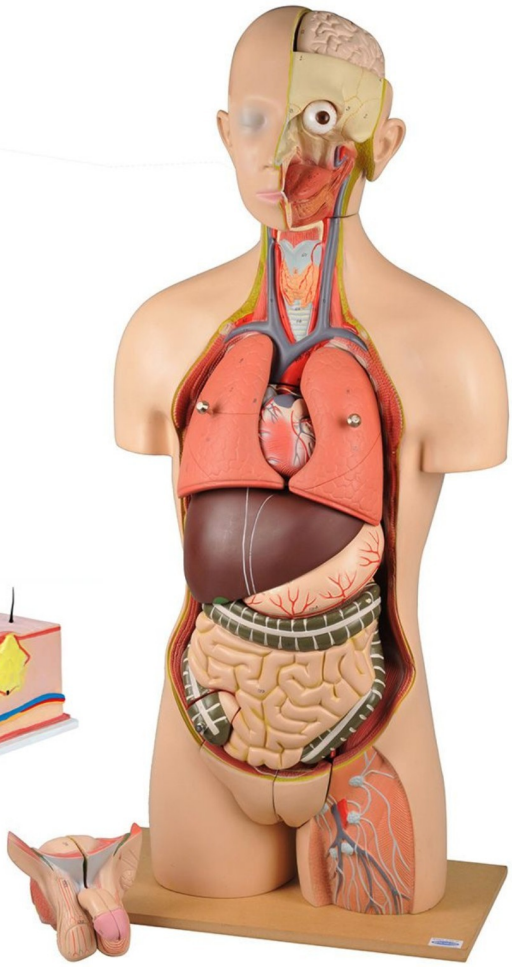

# MEDICAL MUSEUM MODELS

## EMBRYOLOGY ANATOMY

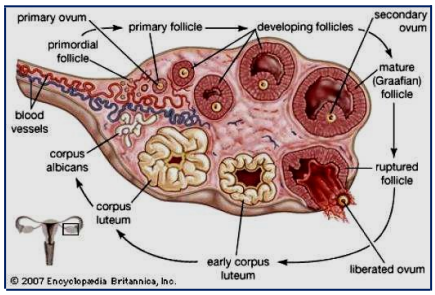


GROWTH RUPTURE MATURATION

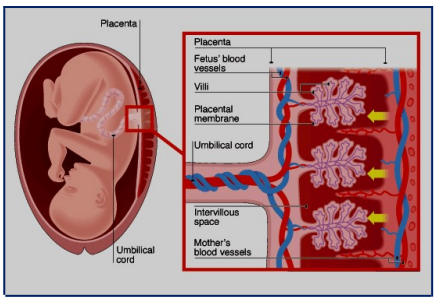


PLACENTA VILLE

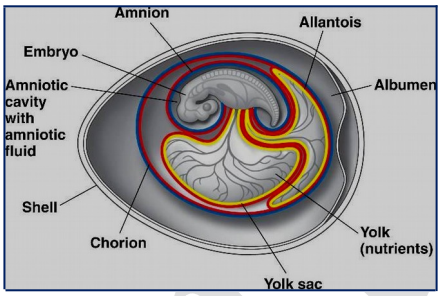


EMBRYO AMNION AND YOLK SACK

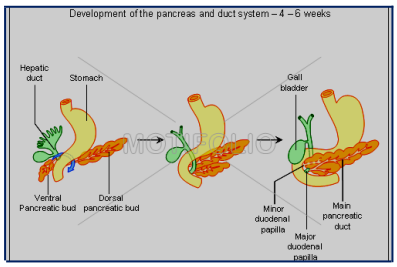


DEVELOPMENT OF PANCREAS

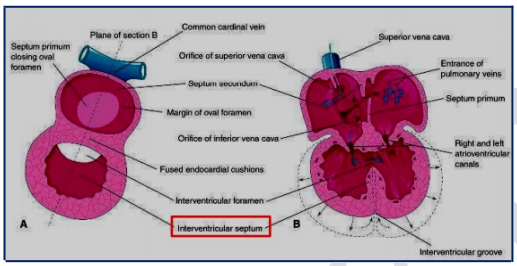


INTE VENTICULAR SEPTUM & BULBAR RIDGES

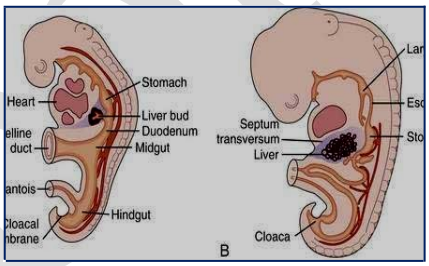


DEVELOPMENT OF LIVER

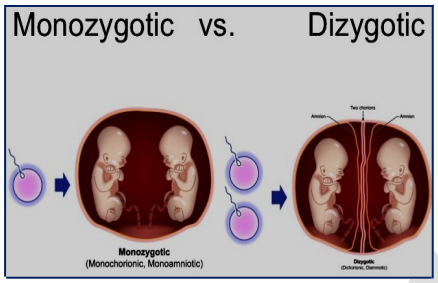


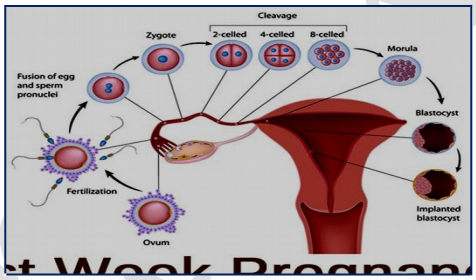


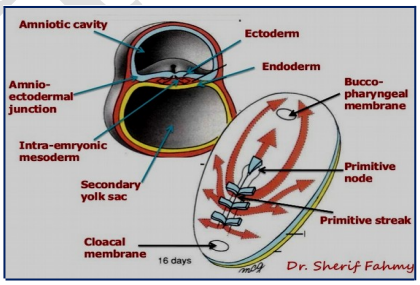


DIZYGOTIC/ MONOZYGOTIC TWINS. CHANGES DURING 1ST WEEK OF GESTATION ( SECONDARY) MESODERM )

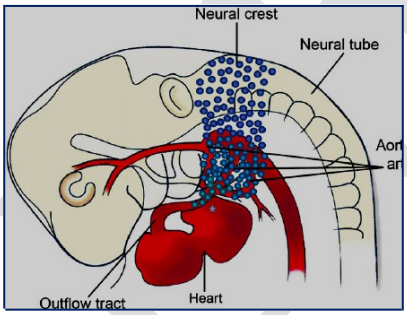


NEURAL CREST CELLS

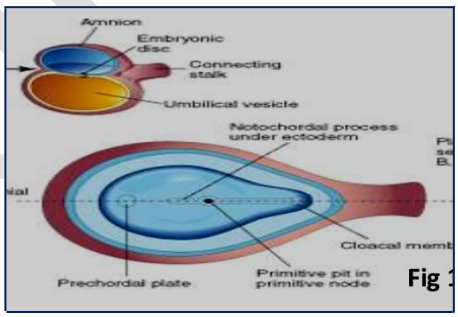


FORMATION OF NOTOCHORD

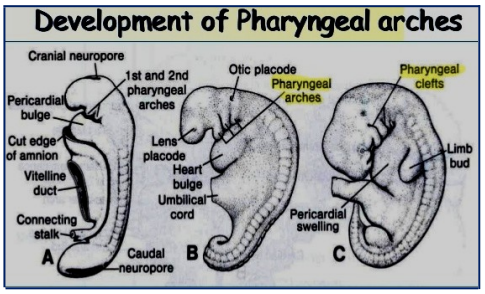


PHARYNGEAL ARCHES

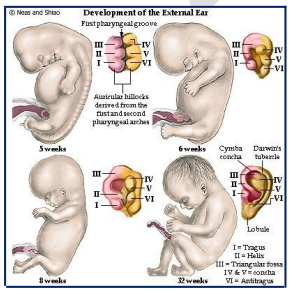


DEVELOPMENT EXTERNAL EAR

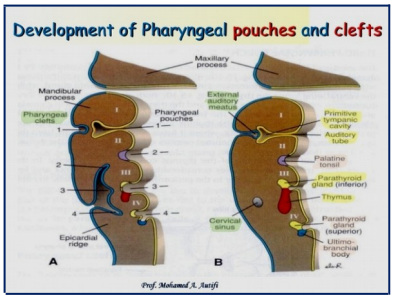


CLEFT ANDPOUCHES

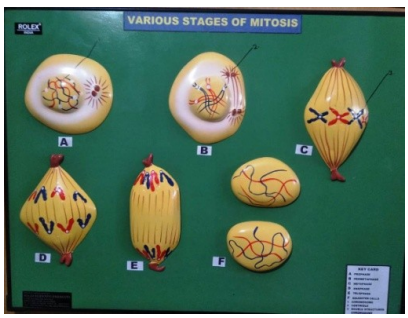


VARIOUS STAGES OF MITOSIS

SPERMATOGENESIS

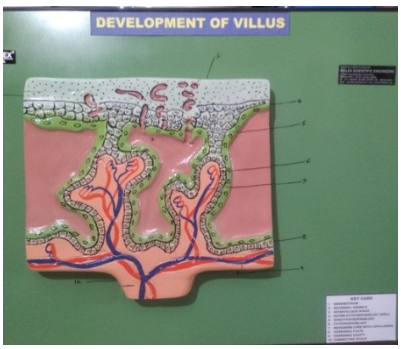

DEVELOPMENT OF VILLUS



PLACENTA IN HALF OF PREGNANCY.

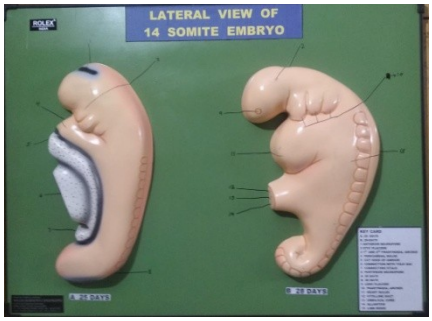

14 SOMITT EMBRYO LATERAL VIEW.

DORSAL VIEW

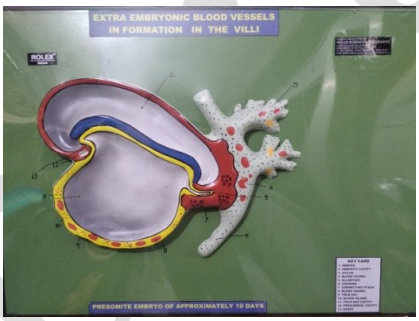

BLOOD VESSELS IN VILLI

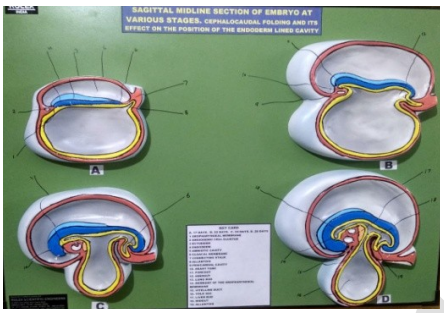
SAGITTAL MIDDLE SECTION EMB

T SEC EMBRYO VAR STAGES


STRUCTURE OF VILLI OF DEVLPMT

MEMBRANE WELL OF UTERUS

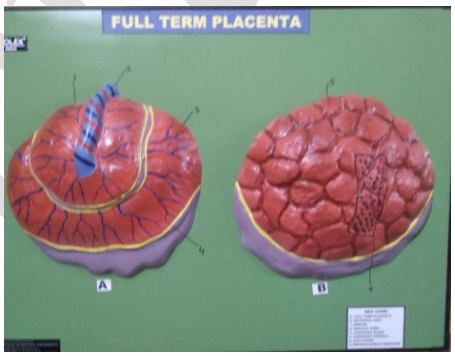

FULL TERM PLACENTA

CLEFT PALATE

DEVLPMT OF DIXYGOTIC TWINS MONOZYGOTIC TWINS. DEVELOPMENT OF FACE

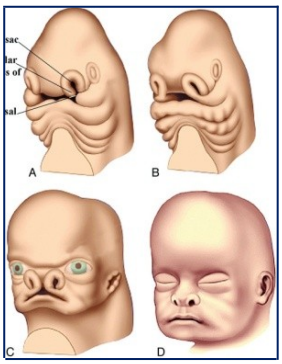


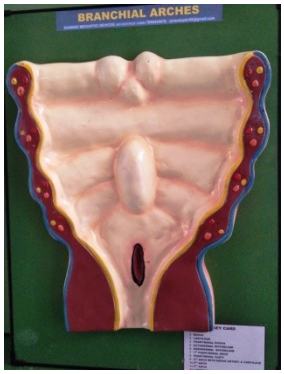

DEVELOPMENT OF FACE BRANCHIAL ARCHES DVLPMT THYROID ATRIAL DEVELOPMENT

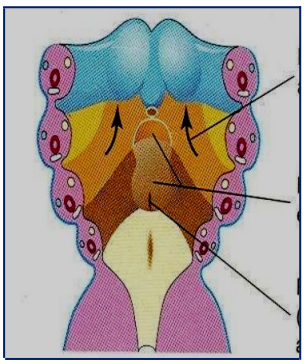

DEVELOPMENT OF TONGUE VENTRICULAR DEVELOPMENT ATR IAL &VENTICULAR SEPTUM

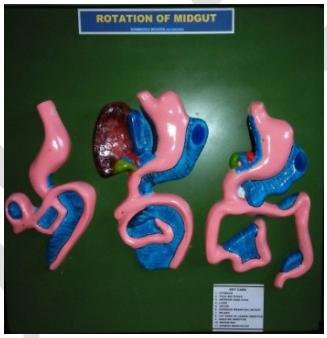


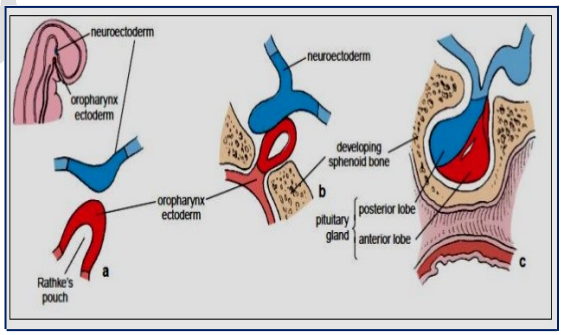


ARCHES ARTERIES AND FATE ROTATION OF MIDGUT. DEVELOPMENT OF PITIUTARY GLANDS

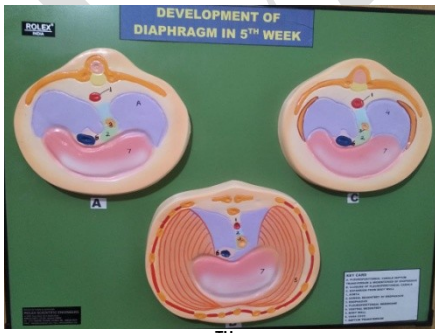

DIAPHRAGME IN 5TH WEEK. SINGLE HEART TUBE FROM PAIRD PRIMODIA. MESONEPHRIC DUCT




FORMATION OD CARDIAC LOOP

SINUS VENOUS AT 24 -35 DAYS.

VILLELINE & UMBILICAL VEINS

ATRIAL SEPTA DVLPMT

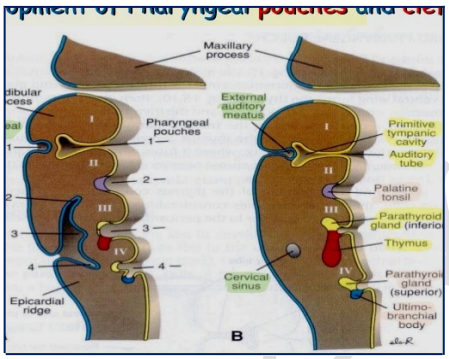


PHARYNGEAL CLEFT AND POUCHES

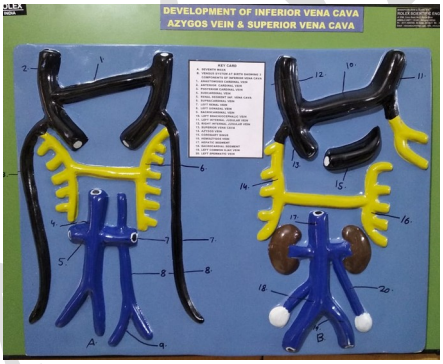


INFERIOR VENA CAVA AZYGOS VEIN

LUNG BUDS CARDIOPERITONEAL




STAGES IN CECUM AND APPENDIX.

T-SECTION TESTIS IN 8TH WEEK

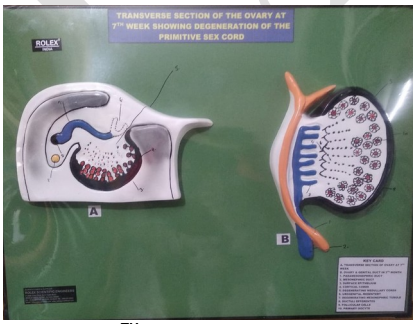


.T OVARY 7TH WEEK DEGENERATION.

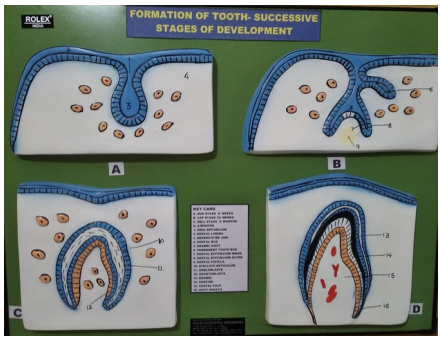


FORMATION OF TOOTH STAGES.

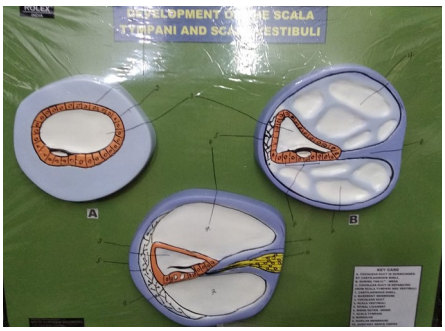

SCALA TYMPANI AND VESTIBULI

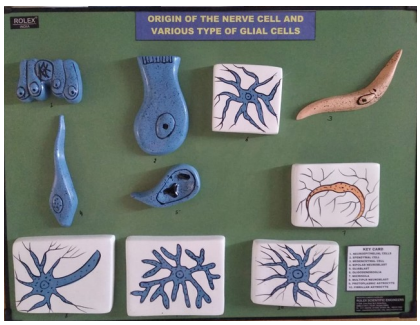


NERVE CELLS & GLIAL CELLS

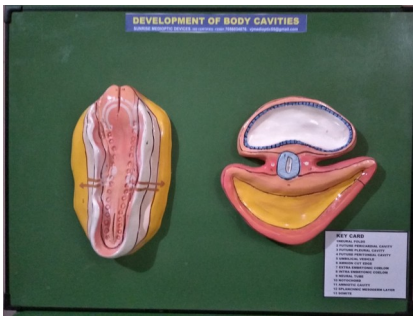


BODY CAVITIES.

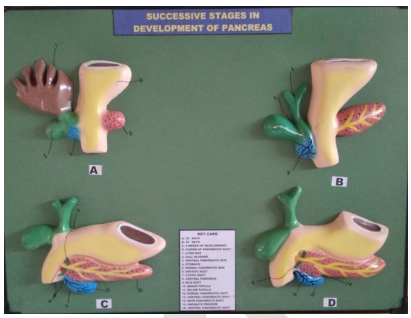


DEVELOPMENT OF PANCREASE

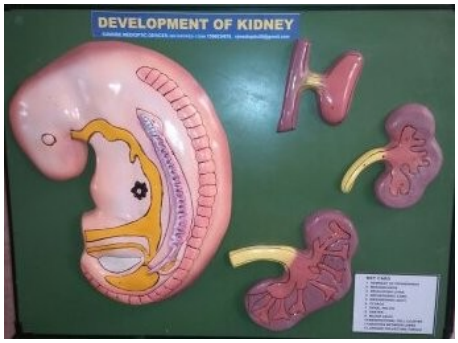


DEVELOPMENT OF KIDNEYS

DEVELOPMENT OF UTERUS

ANAMOLIES UTERUS

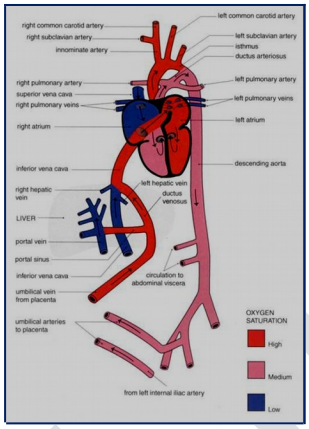


FETAL CIRCULATION

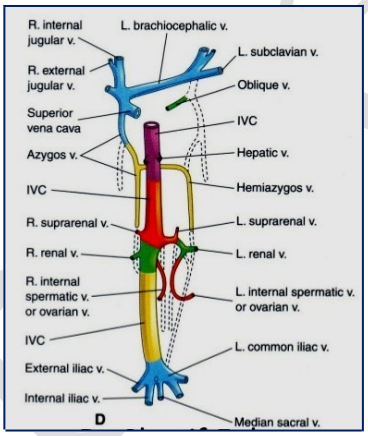


VENA CAVA

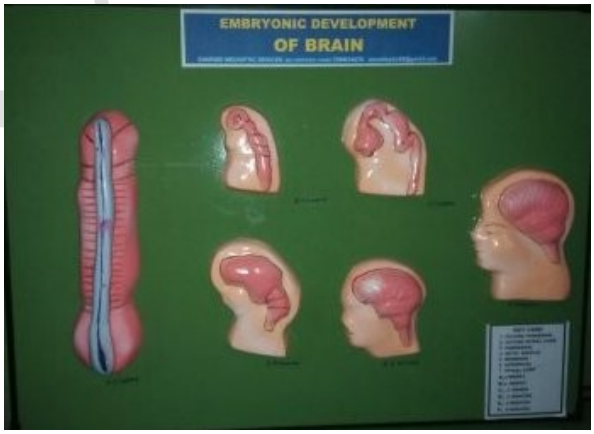


DEVELOPMENT OF BRAIN

MORULA BLASTULA

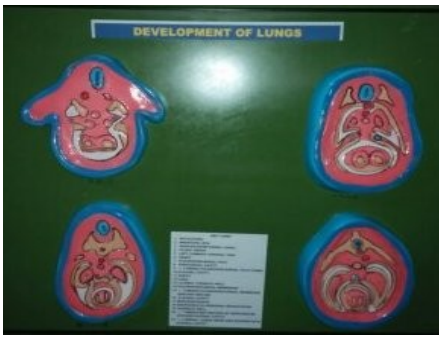


DVLPMT OF LUNGS

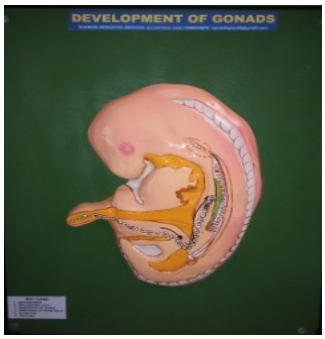


DVLPMT OF GONAD.

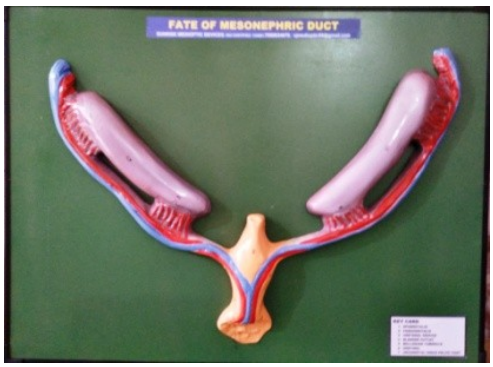


MESONEPHRIC DUCT

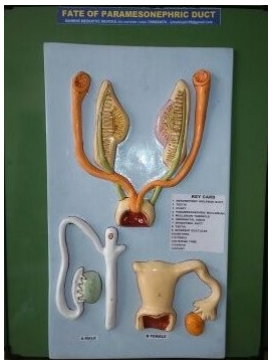


PARAMESONEPHRIC

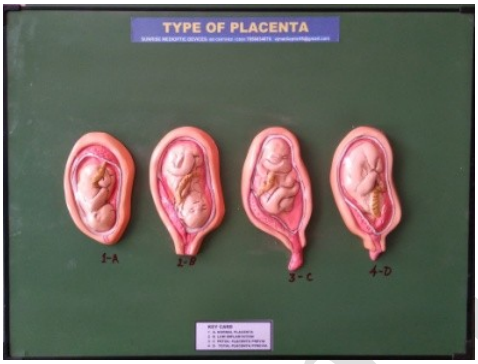


TYPE OF PLACENTA

OMPHALOCEOLE

EXTERNAL EAR



SPERMATOGENESIS

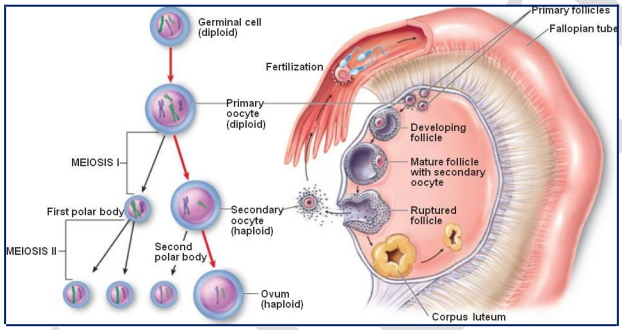


OOGNESIS

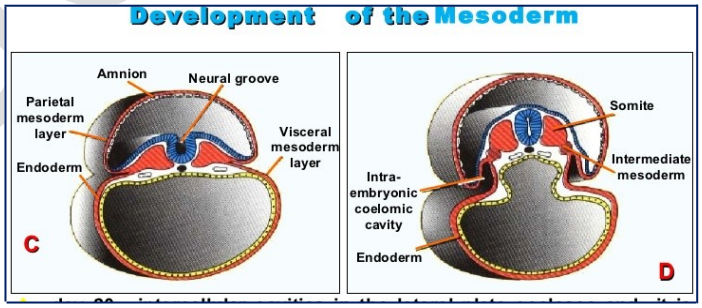


MESODERM DEVELOPMENT

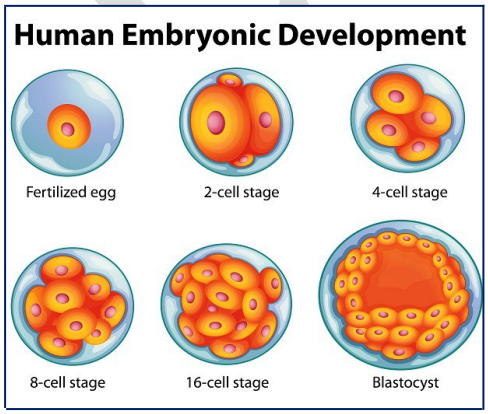


EMBRYONIC DEVELOPMENT

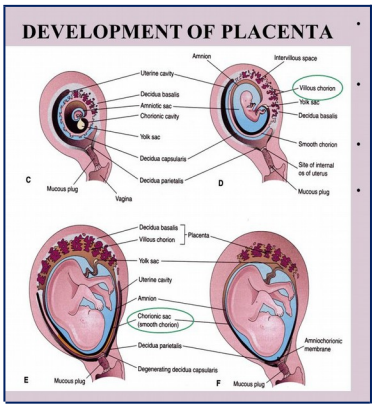


DEVELOPMENT PLACENTA

CUT AWAY SECTION OVARY

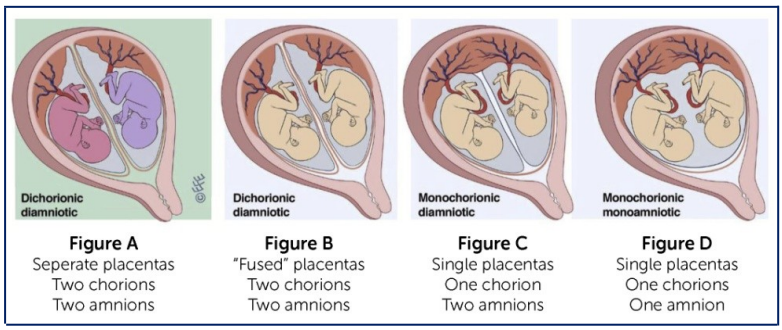


TYPES OF CHORION

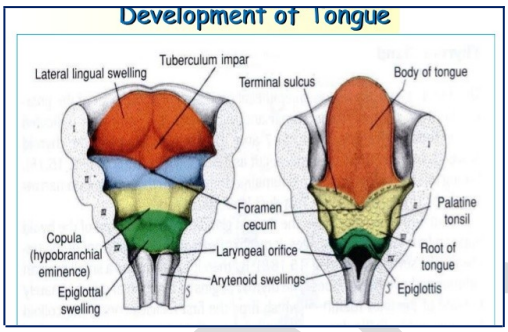


TONGUE DEVELOPMENT

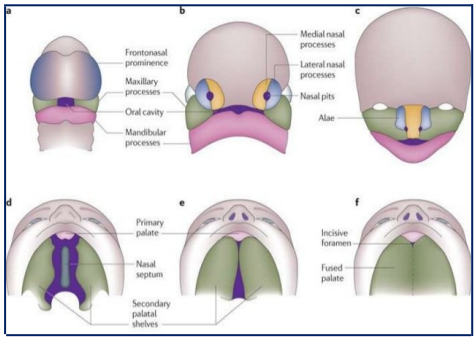


MANDIBULAR AND MAXILLARY PROCESS

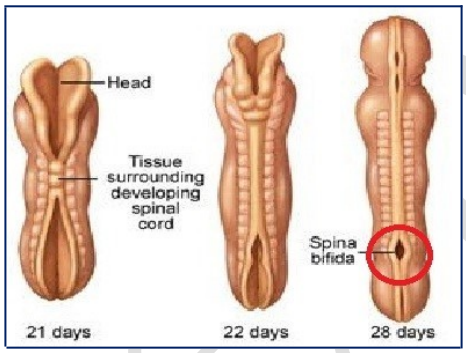


SPINAL BIFIDIA

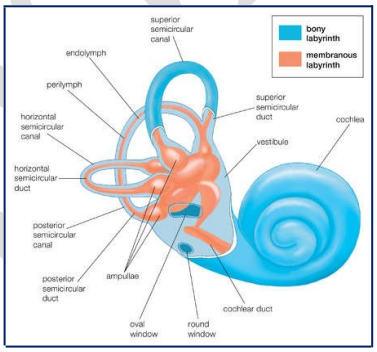


BONY LABYRINTH

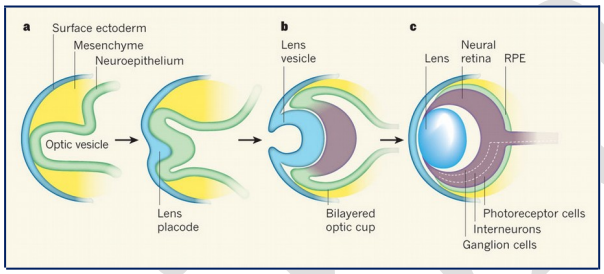


DEVELOPMENT OF EYE

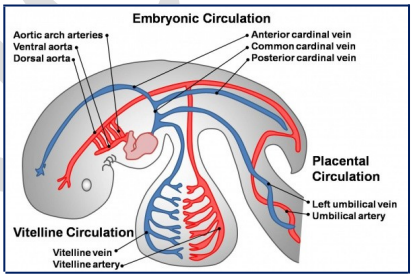


EMBRYONIC CIRCULATION

TOBACCO MOSAIC VIRUS
HELICAL STRUCTURE OF VIRUS

RHABDO VIRUS

HERPES SIMPLEX VIRUS


BACTERIOPHAGE

CULTIVATION OF VIRUS IN EGG

INFLUENZA VIRUS

HEPATITIS - B

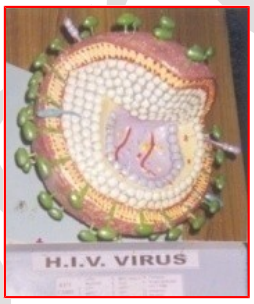
H.I.V. VIRUS


POLIO VIRUS

SIMPLE ICOSAHEDRAL

HUMAN ADENO VIRUS

CYTOMEGALO VIRUS

ROTA VIRUS

SAARS CORONA VIRUS

VERRICELLA ZOSTER VIRUS

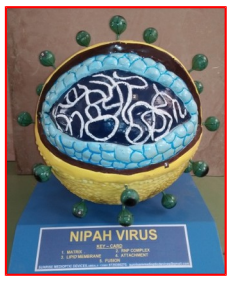
NIPAH VIRUS

EBOLA VIRUS

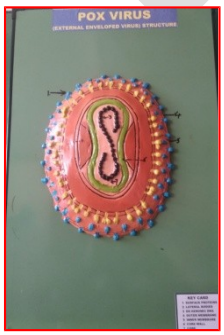
POX VIRUS


RABIES VIRUS

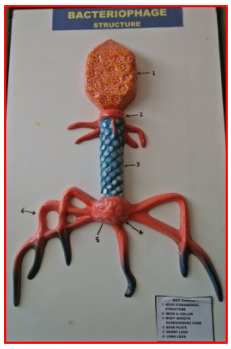
BACTERIOPHAGE
STRUCTURE

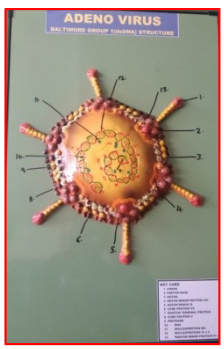
ADENO VIRUS

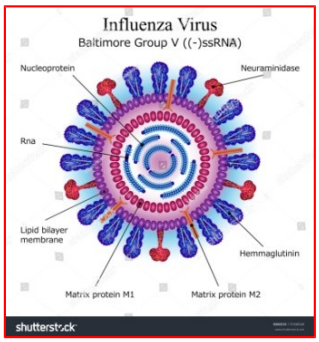
Influenza Virus
Baltimore Group V ((-)ssRNA)
Nucleoprotein
Neuraminidase
Rna
Lipid bilayer membrane
Hemmaglutinin
Matrix protein M1
Matrix protein M2
shutterstock

Sales@libraexport.com, Info@libraexport.com

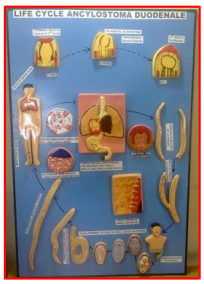

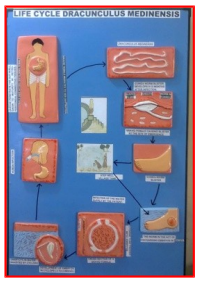

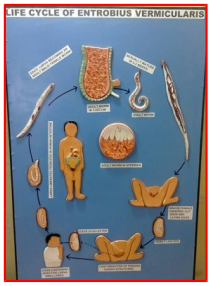

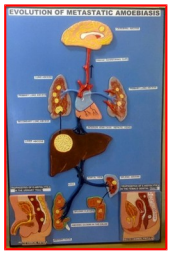

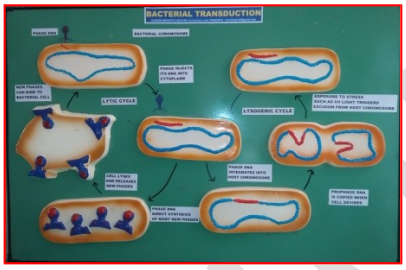

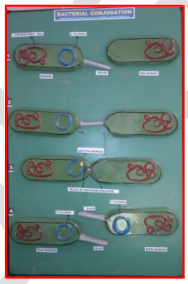



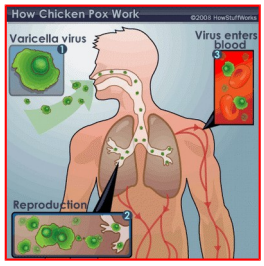


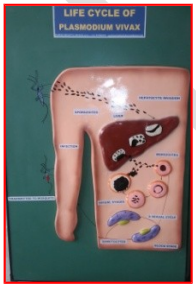



**AND MANY MORE APX 30**

**Mounted on Painted board with beading. Covered with Thick transparent sheet. Mounted with Clip to hang on wall**

## MUSEUM WET SPECIMENS. MOUNTED IN ACRYLIC JAR. AED WITH LABEL

ASCARIS MALE. - ASCARIS FEMALE. - ASCARIS M/F IN ONE – ANCYCLOSTOMA- AIDES ASPERGILLUS. - BED BUG. (CIMEX)- CRAB- CLAVICEPS. - CRAY FISH- DRACUNCULUS. SMALLFASCIOLA. HEPATICA. LIVER FLUKE - FUSARIUM. - GUINEA WORM- EXOCOIDES. - ENTROBIUS.Pin Worm - HYDATID CYSTICIRUS. - LEECH - CYCLOP. - L.H. HOUSEFLY L.H. CULEX. - L.H. ANOPHELES ____ABOUT 56.TYPES

## MAMMAL, S PHYSIOLOGY / ANATOMY SPECIMENS.

BRAIN- OVARY. - EYE- LARYNX- TRACHEA- LUNGS- HEART- LIVER. - OSOPHAGUS- KIDNEY. - SPLEEN. GALL BLADDER. - SPINAL CORD. - TESTIS. - VAGINA. - PANCREAS. - ILLEUM. - APPENDIX. -DUODENUM. COLON. - THYROID. - URINARY Bladder. - UTERUS. - TONGUE. - EAR. - NOSE.

## MEDICINAL PLANTS CRUD DRUGS. SPECIMENS.

EPHEDRA. - PEPPER BLACK- CINAMOMUM. (DALCHINI)- PENICILLIUM- CORIANDER- CORAWAY- HYSOCYAMUS NIGER - NUT MUG- ADHATOA VASICA- CLASSIA ANGUSTIFOLIA. SENA- LEMON- BEES WAX- NUXVOMICA- ALBIZIA. - CHALHONGRA OIL- CITRUS (TUMA). - PLANTAGO OVATA. ISBUGOLA MEELIA (NEEM). - RICINUS (CASTIR). – CARROT - SOLANUM NIGRUM - SUGAR (CANE).- GARLIC- VIOLA- HYDROCOTYLE- CROTON TIGILIUM- EUCLYPTUS – FERULA- ASHOKA.- TERMINAL CHEBULA- EMLICA - TERMINAL BELERICA – ASHWGANDHA- ABLITON INDICUM- KURCHI BARK- PHYSALA- GINGER- DEVIL TREE BARK- ALOEVERA- ATROPA BELADONA- ALGAE- AMRANTHUS SPINOSA- GLYCERHIZA GLABRA- PAPAWR- TOBACCO- IPECA - ABRUS PRECATORIUS- RAWOLFIA.. moreth80. ASK FOR LIST.

## DELUX MOUNTED FRAME SIZE 37X49 CMS

CHARLES ROBERT DARWIN
LAMARK
LOUIS PASTEUR
DR. WILLIAM HARVEY
LEONARD – DA – VINCI
SIR JOSEPH LISTER
ANTON VAN LEEWONHOEK
EDWARD JENNER
SIR JAMES YOUNG SIMPSON
THOMOS HENRY HUXLEY
SIR EDWIN RAY LANKSTER
SIR RONALD ROSS
HUGO DE VERIES
ALFERD RUSSEL WALLACE
SIR J.C. BOSE
DR. BIRBAL SAHNI
SUNDER LAL HORA
SIR ISSAC NEWTON
SIR C.V. RAMAN
DR. H.J. BHABHA
ALBERT EINSTEIN
THOMAS ALVA EDISON
MARIE CURIE
BURBANK LUTHER
JOHN DALTON
S. RAMANUJAM
AUGUST WEISMANN
ARISTOTEL
BURBANK LUTHER
K.N.BAHL
SIR ALEXANDER FLEMMING
WATSON (**Email us for Others**)

Libraexport

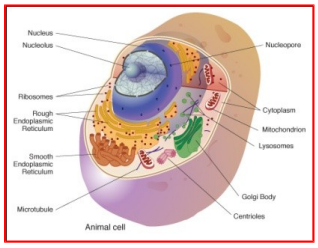


CELL BIOLOGY.

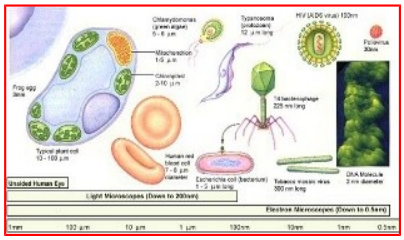

COMPARTMENTATION OF CELL.

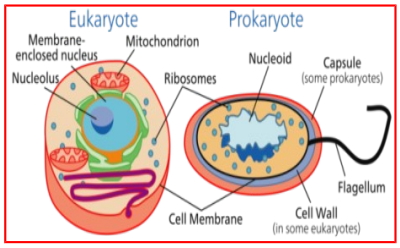


EUKARYOTE PROKARYOTE

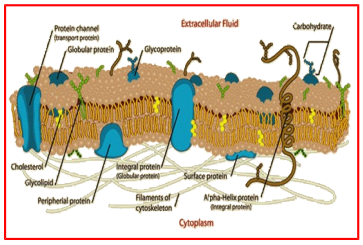


CELL MEMBRANE.

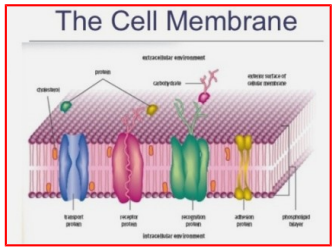


CELL MEMBRANE TRANSPORT

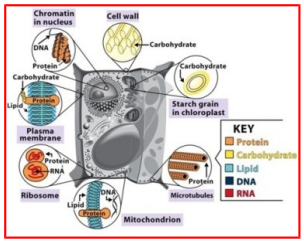


BIOLOGICAL MOLECULES

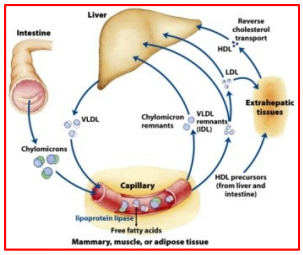


FATS/ STEROID METABOLISM.

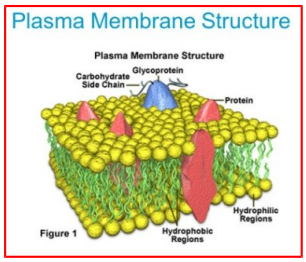


MULTIPLE PROTEINS.

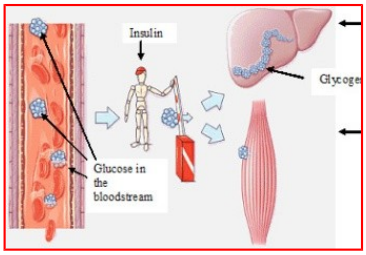


GLYCOGEN CYCLE

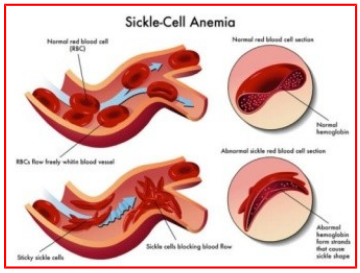


SICKEL CELL ANEMIA

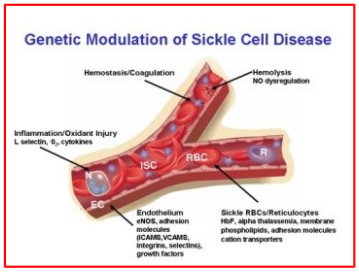


GENETIC MODULATION.

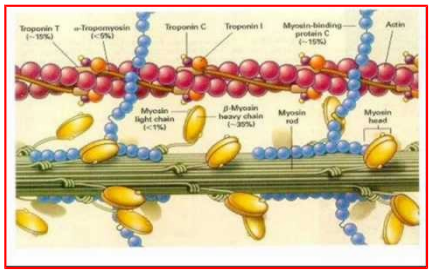

MECHANISM MUSCLE CONTRACTION

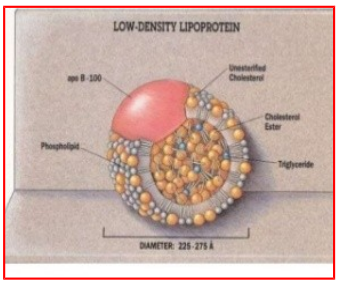


BLOOD PLASMA LIPOPROTEIN

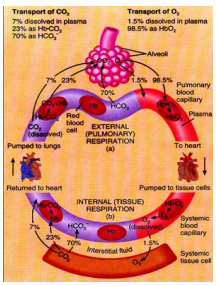


HAMOGLOBIN

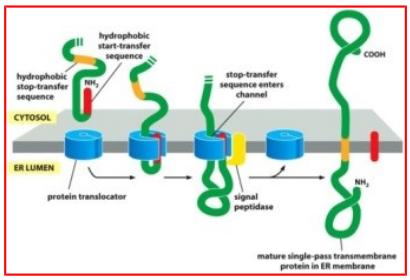


SINGLE PASS TRANSMEMBRANE PROTEIN

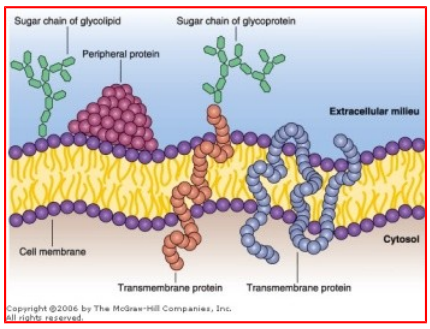


UNIT MEMBRANE

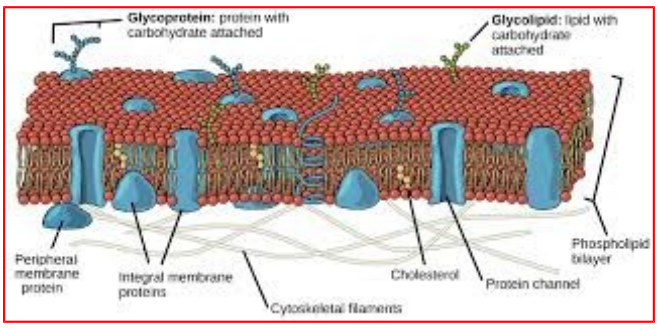


LIPID BI-LAYER BILAYER MEMBRANE

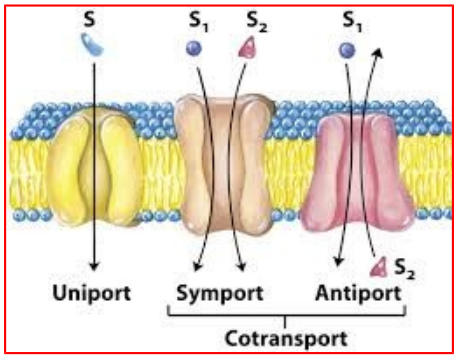


UNIPORT/ SIMPORT/ ANTIPORT

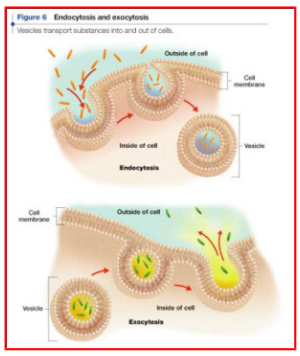


ENDOCYTOSIS / EXOCYTOSIS.

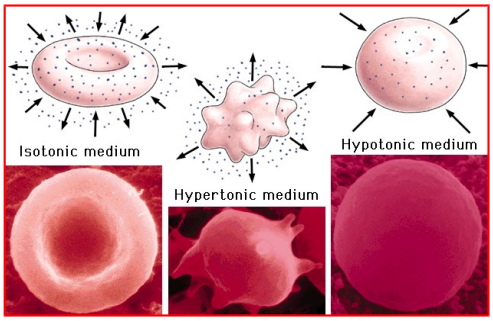


BIO CHEM OSMOSIS

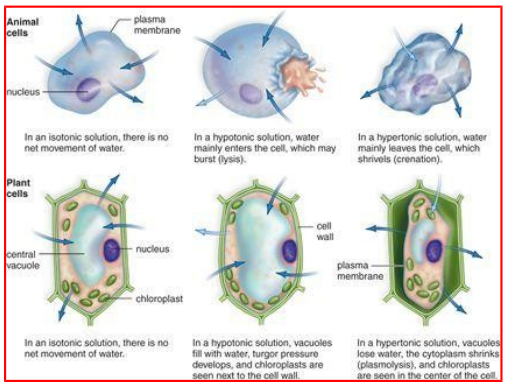


OSMOSIS IN ANIMAL & PLANT CELL

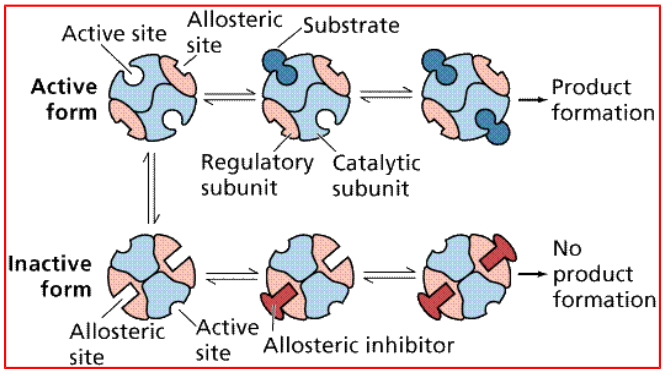


ENZYMES & REACTION

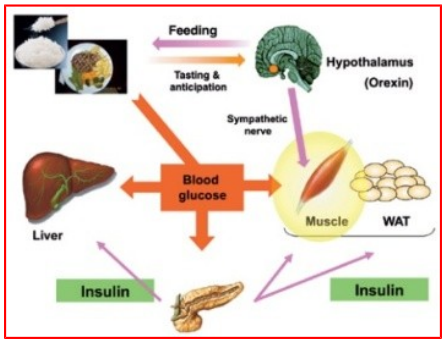


GLUCOSE METABOLISM

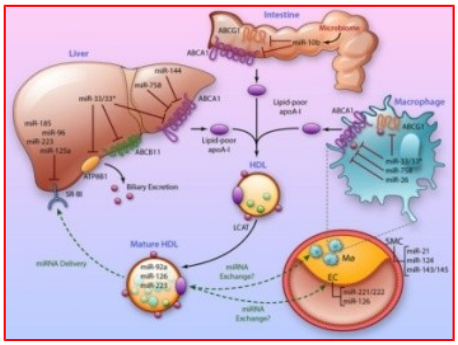


BIO LIPID METABOLISM

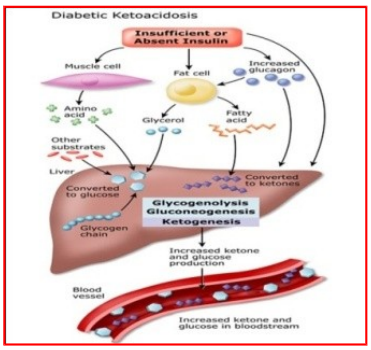


DIABETIC KETOACIDOSIS

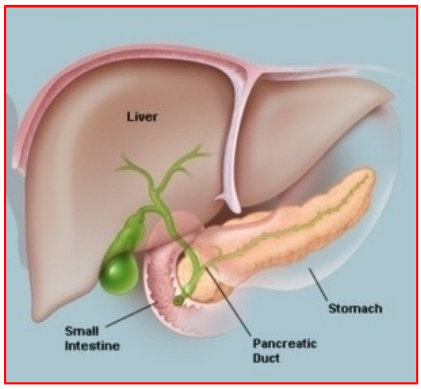


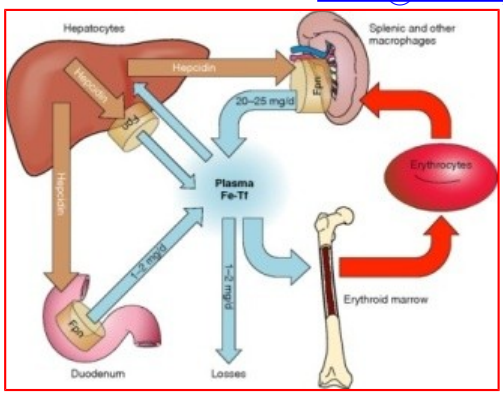


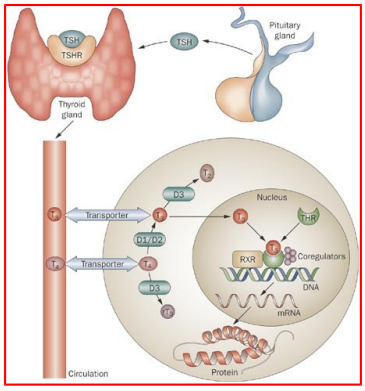


PANCREAS ANATOMY IRON METABOLISM AND HEME SYNTHESIS

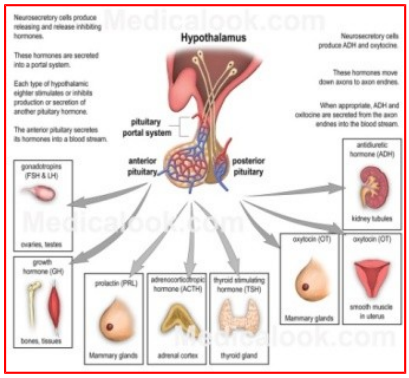


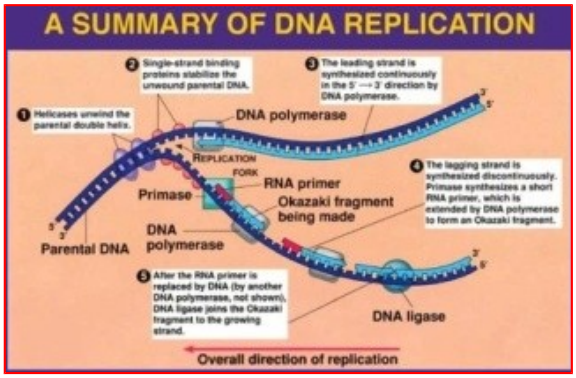


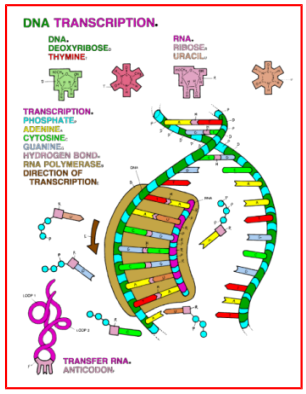


HYPOTHALMUS. PITUITARY HORMONES. DNA REPLICATION DNA TRANSCRIPTION

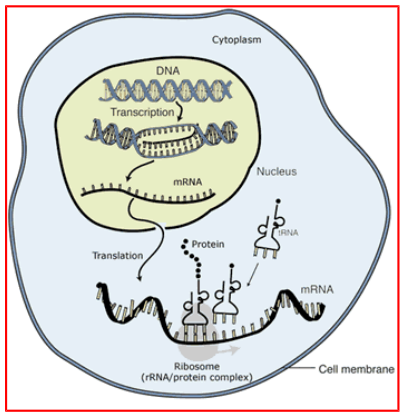


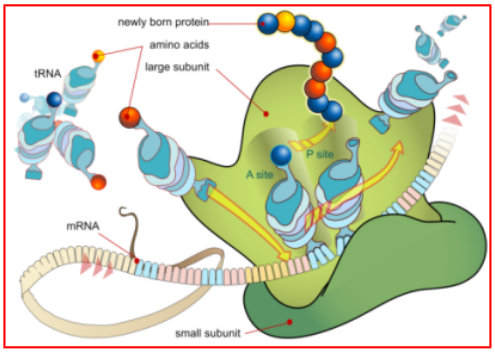


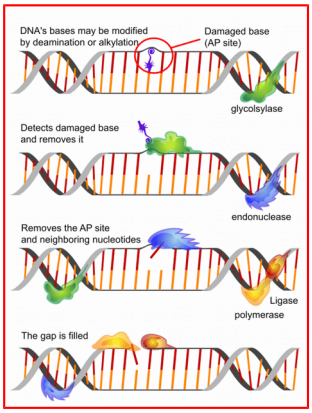


REGIULATION OF GENE EXPRESSION. GENE EXPRESSION. DNA REPAIR MECHANISM

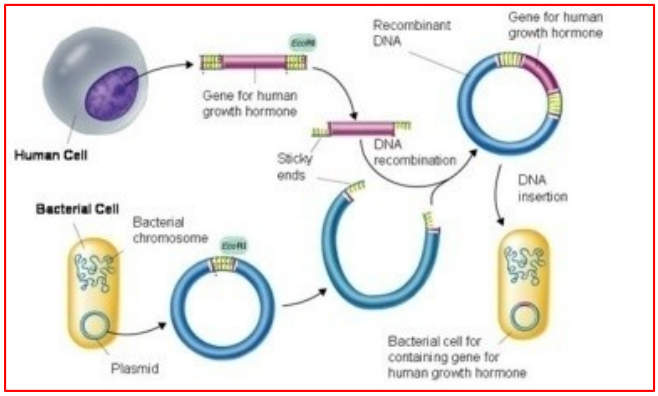


RECOMBINANT-DNA TECHNOLOGY

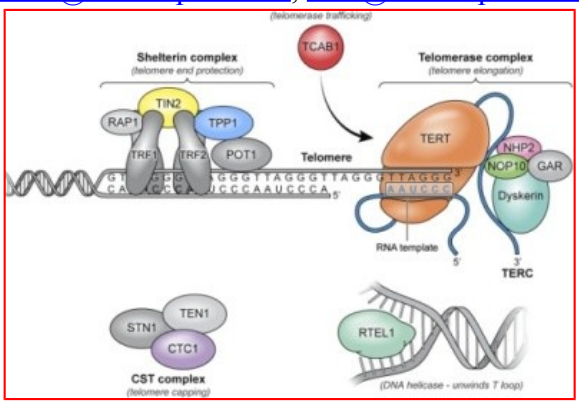


TELOMERS, TELOMERASES

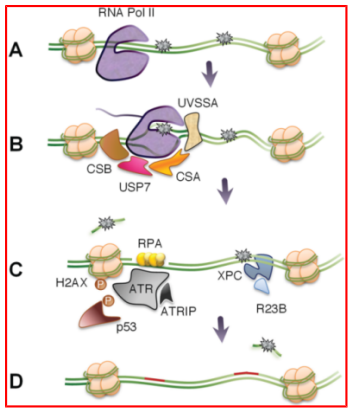


BIOMOLECULES.

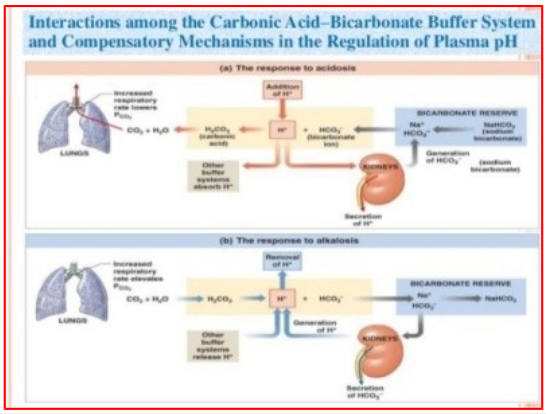


PH BUFFER SYSTEM ACIDOCIS –ALKALOSIS.

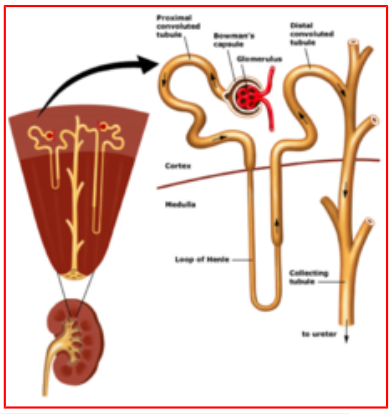


RENAL-FUNCTION-TEST

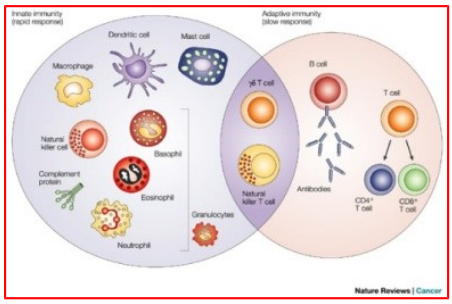


INMATE IMMUNITY

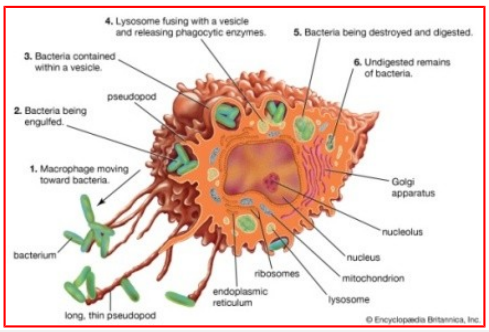


MONONUCLEAR PHAGOCYTE SYSTEM.

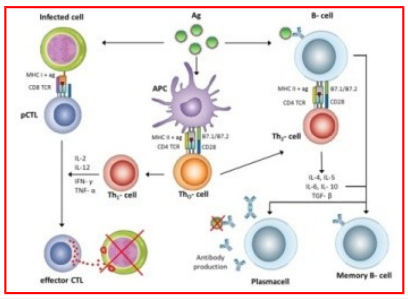


ANTIGEN PRESENTING CELLS

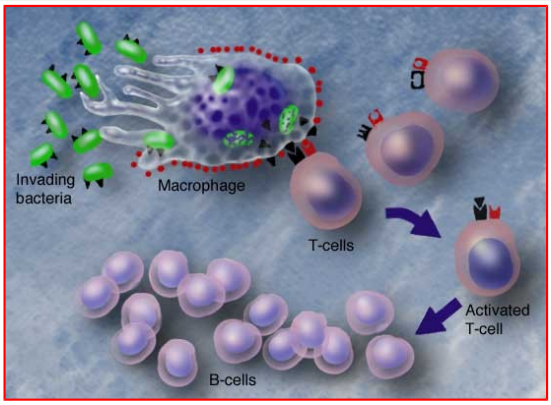


ROLE OF T CELLS AND B CELLS

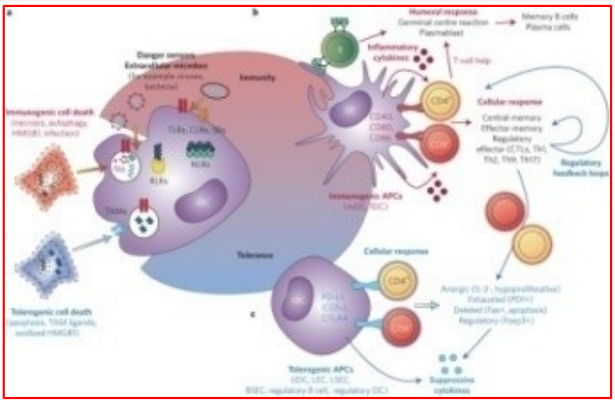

INDUCTION OF IMMUNE RESPONSE

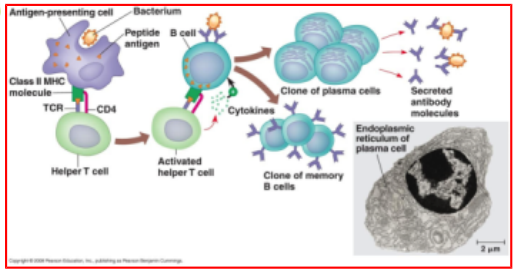


HUMORAL IMMUNE RESPONSE

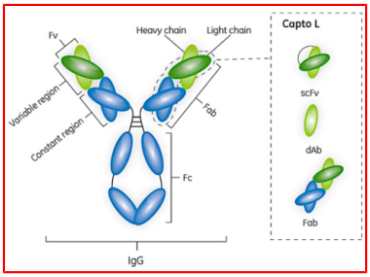


ANTIBODIES

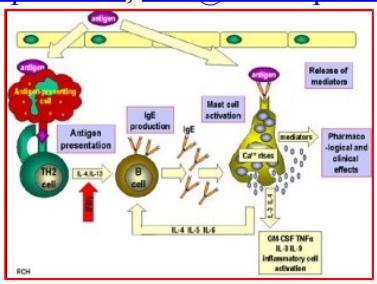


HYPERSENSTIVITY REACTION

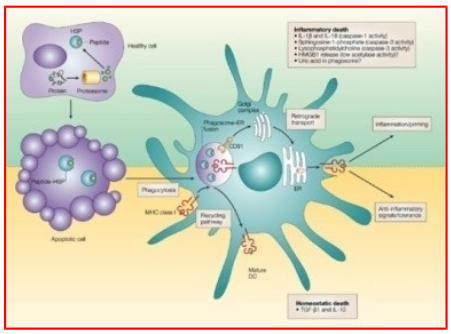

ANTIBODY ANTIGEN COMPLEX

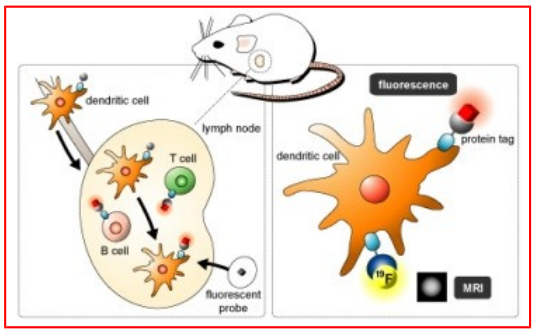


IMMUNOLOGICAL TECHNIQUES

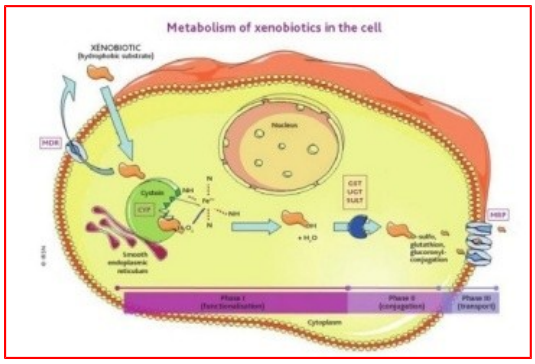


METABOLISM XENOBIOTICS IN CELL.

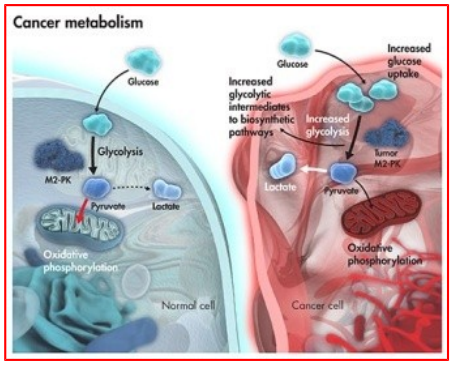


CANCER METABOLISM

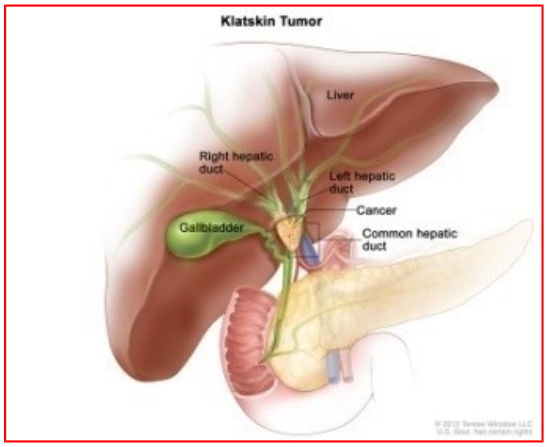


CANCER DETOXICATION

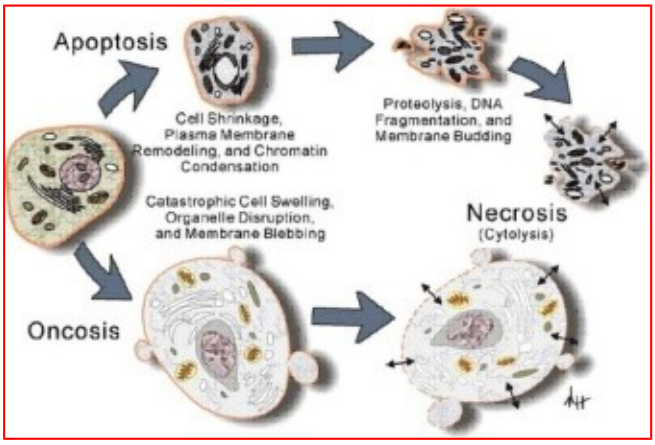


BIOCHEMICAL CHARACTERISTICS OF CANCER

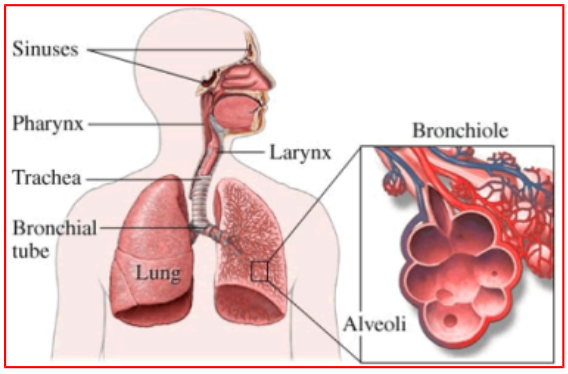


AEROSOL IMPACT RESPIRATORY SYSTEM

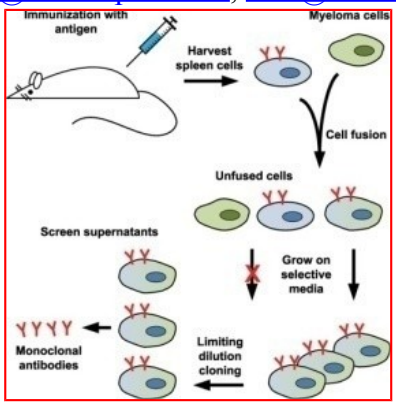


GENERATION ANTIBODY DIVERSITY

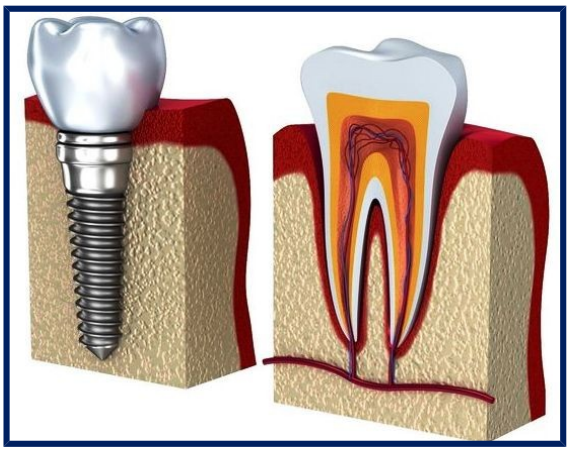

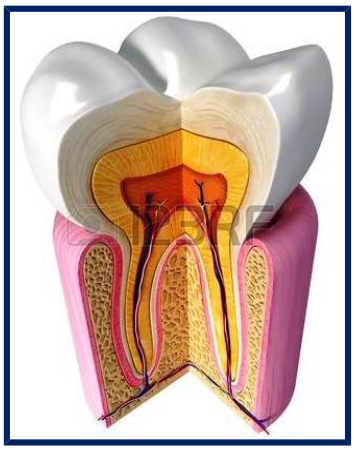

**TEETH DISSECTABLE - PARTS (10”.)** **DENTAL IMPLANT.** **10”. ON STAND TEETH ANATOMY**

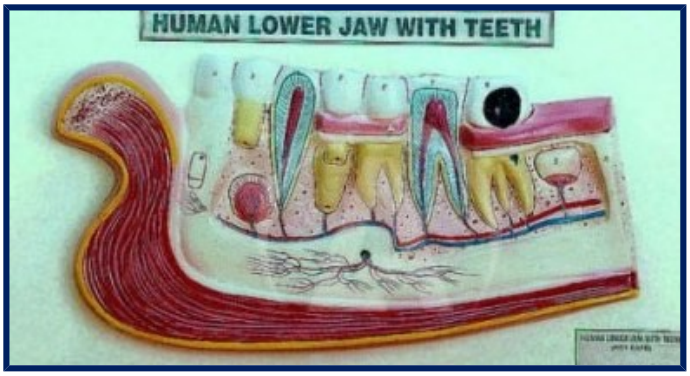

**LOWER JAW WITH TEETH ON BOARD 24X18** **LOWER JAW WITH TEETH ON BASE.**

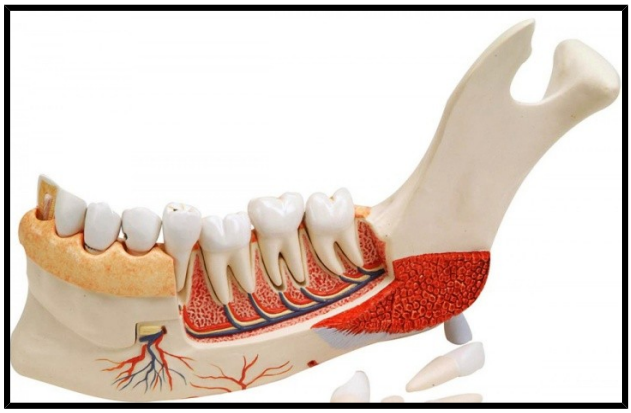

**GIANT HUMAN TEETH 2 Dissectible ON BASE.** **LOWER JAW WITH TEETH. ON BASE.**

**TOOTH DECAY ON BASE 10 times.**

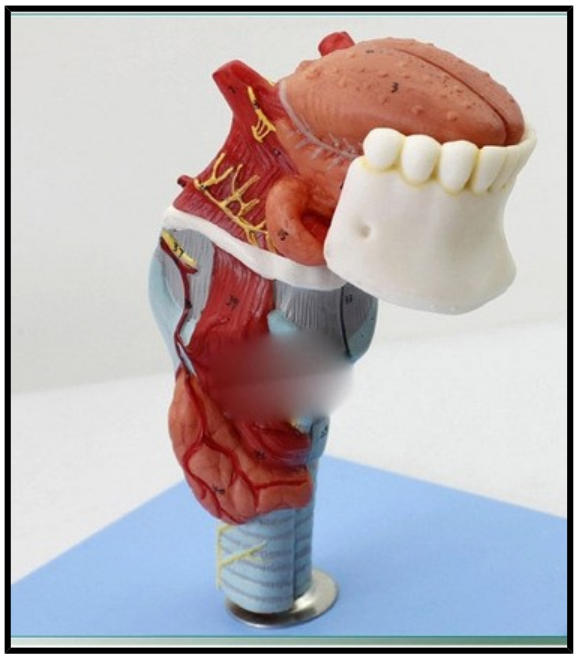

**TEETH, THROAT LARYNGEAL ANATOMY**

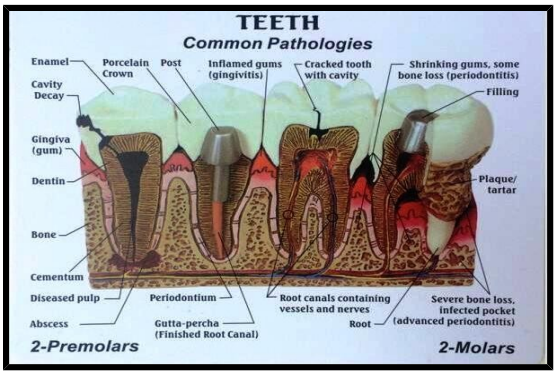


**TEETH COMMON PATHOLOGY ON BOARD 24X24.**

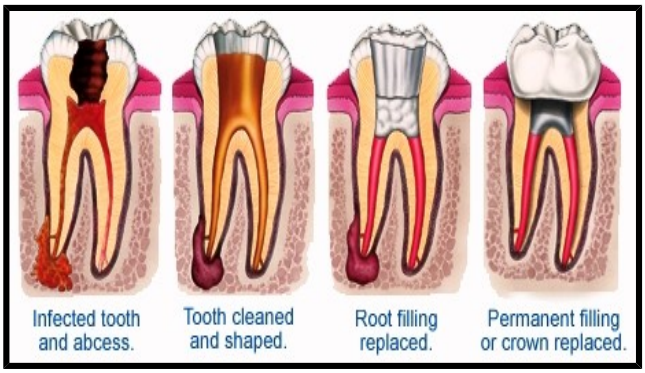


**ROOT CANAL THERAPY ON 24X 24 board.**

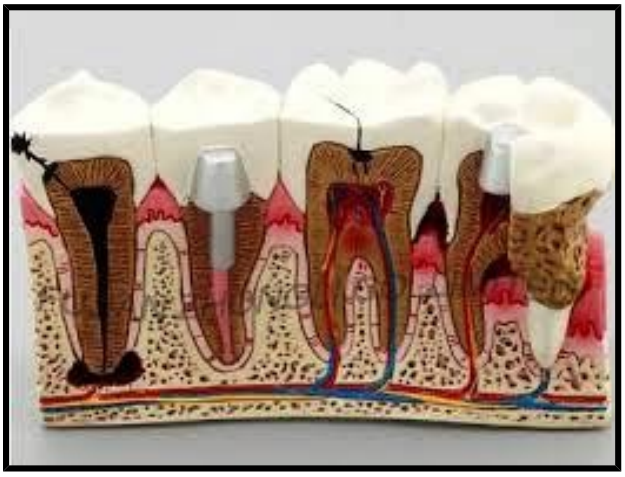

**DENTAL CARIES ON BOARD 24 X 24**

**TEETH ANATOMY ON BOARD 24X24.**

**DENTAL CARE MODEL ENLARGED. TABLE KEEPING. STAND**

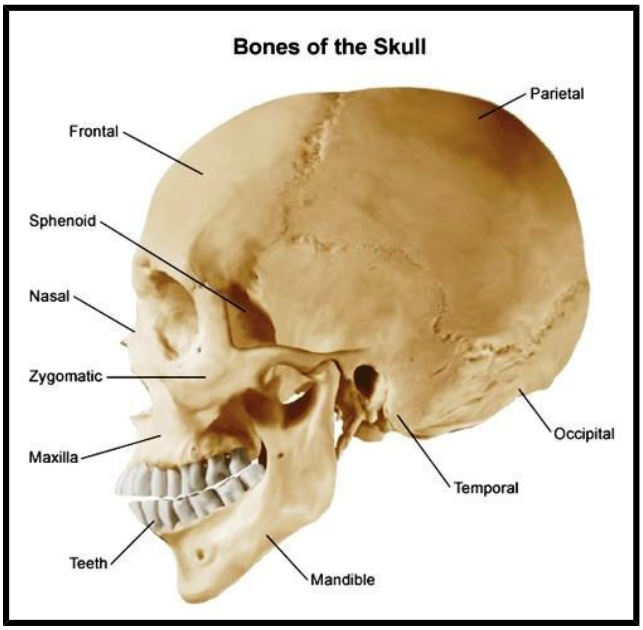


**SKULL WITH JAW.**

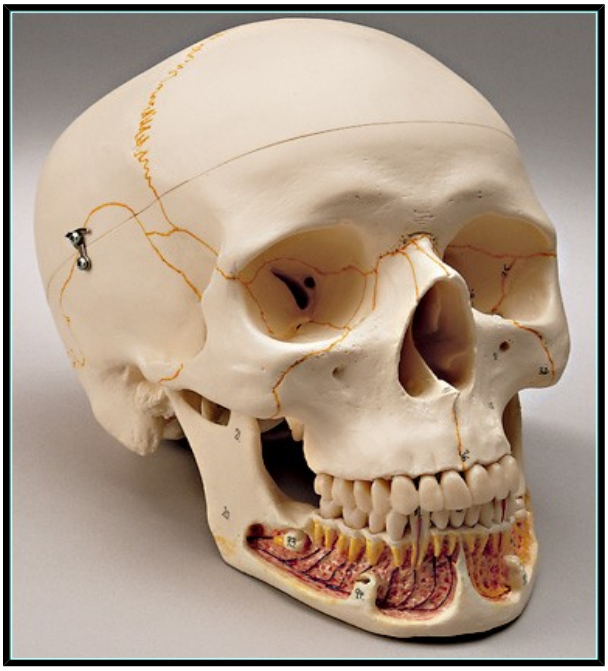

**SKULL WITH LOWERN JAW. ON STAND.** **SKULL WITH LOWERN JAW. ON STAND**

Sales@libraexport.com, Info@libraexport.com

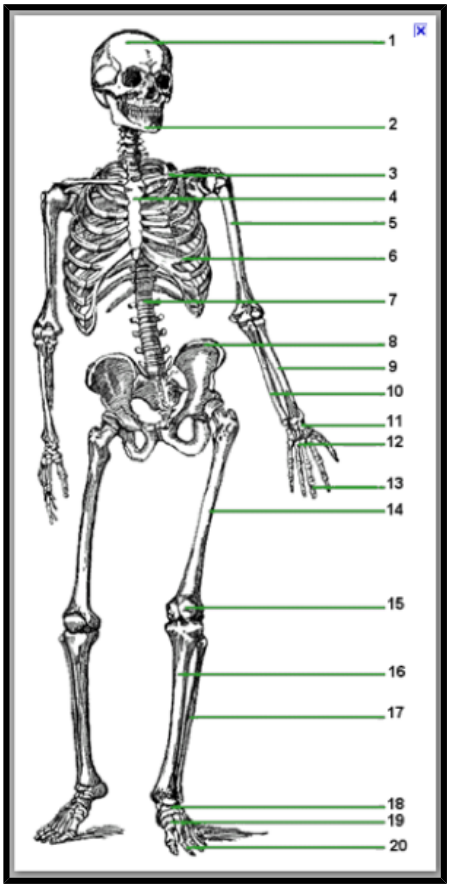


**DENTAL DEMONSTRATION SKULL 7-10 PARTS.**

**ARTIFICIAL CADAVER ARTICULATED.**

**PLEASE ASK FOR ANY SPECIFIC DENTAL MODEL, AS PER YOUR REQUIRED DETAILS.**

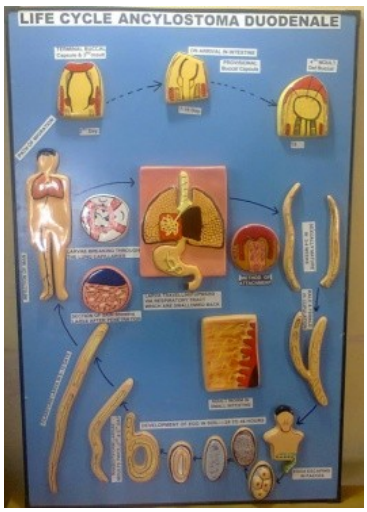

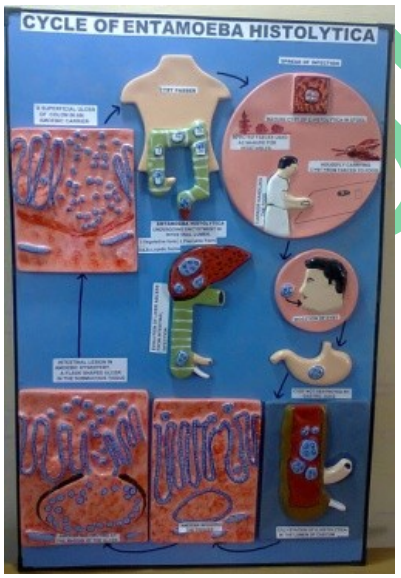


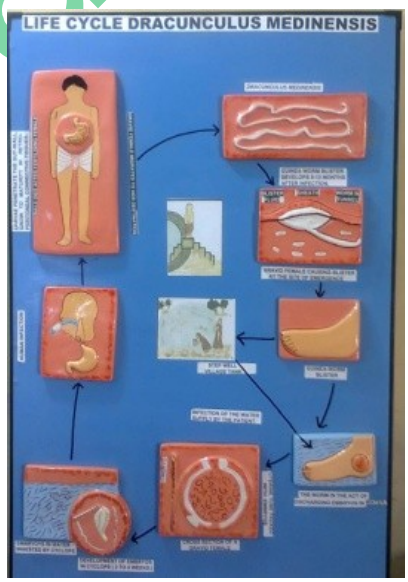

Libra Export

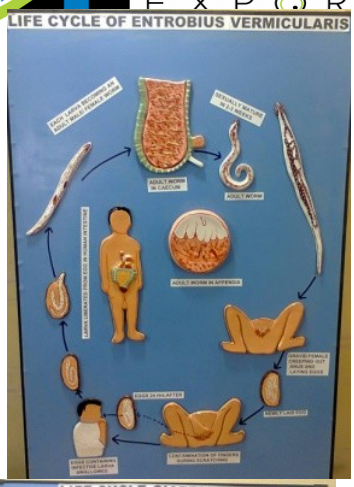

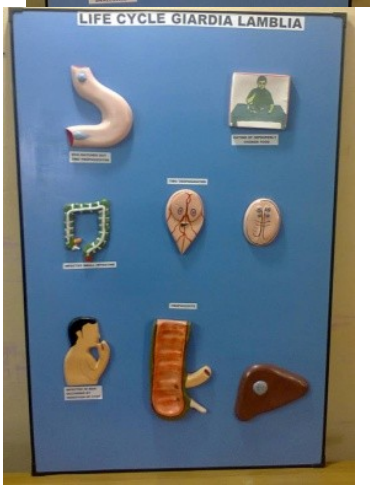

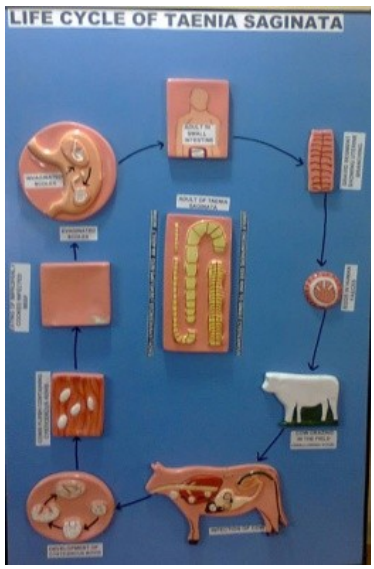


Libra Export

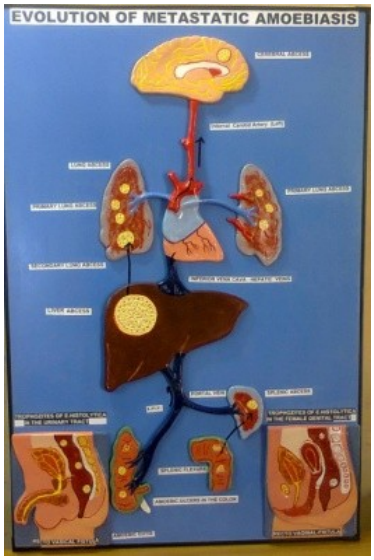





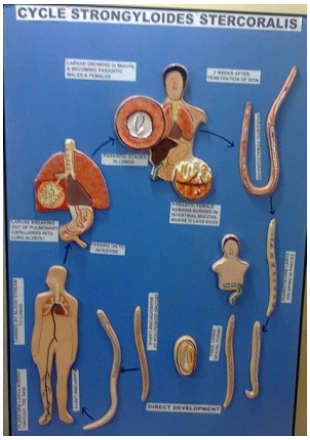

**Mounted on Painted board with beading. Covered with Thick transparent sheet. Mounted with Clip to hang on wall**

Libra Export

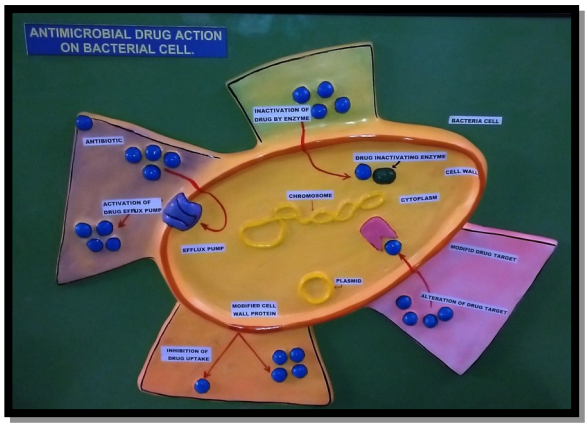


**ANTIMICROBIAL DRUG ACTION ON DIFFERENT SITES OF BACTERIAL CELL.**

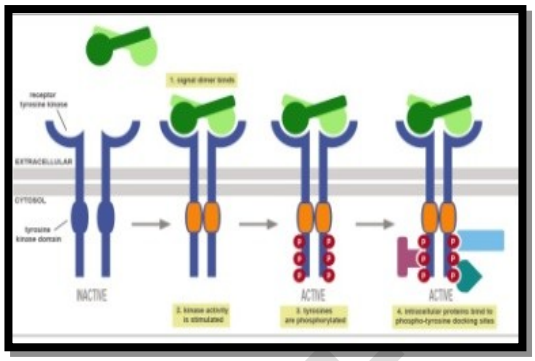


**TYROSINE KINASE RECEPTOR.**

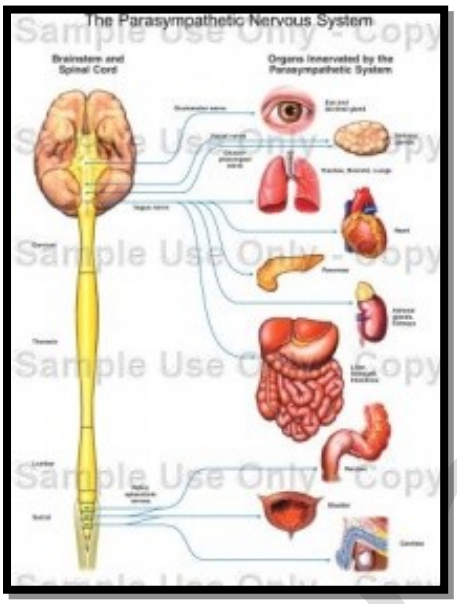


**NEUROHUMORAL Transmission of Acetylcholine**

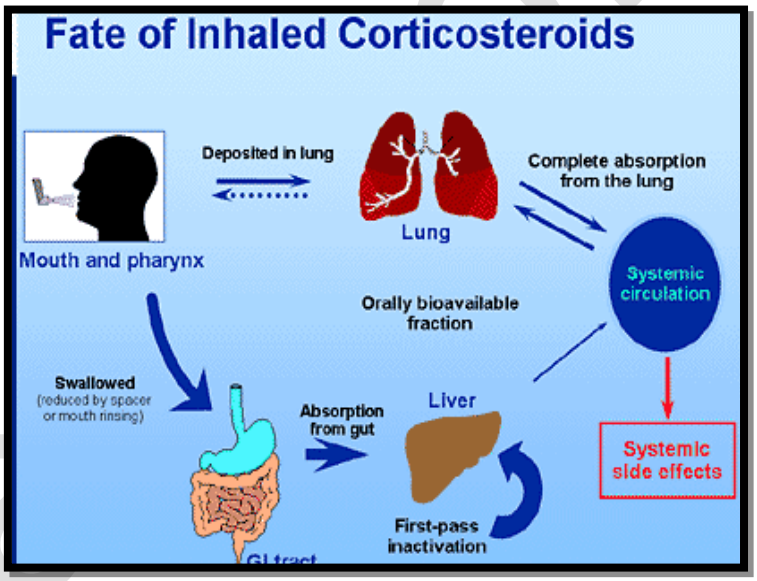


**Adverse effect of Corticosteroids.**

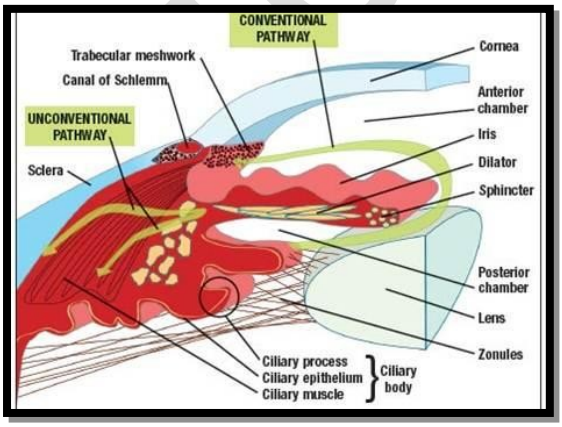


**Site of drug action in Glaucoma**

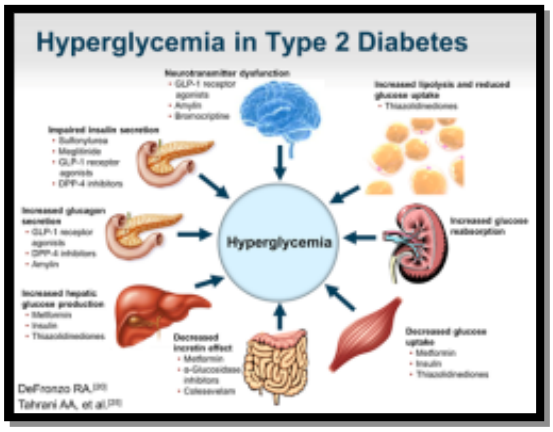


**Diabetes Meletus.**

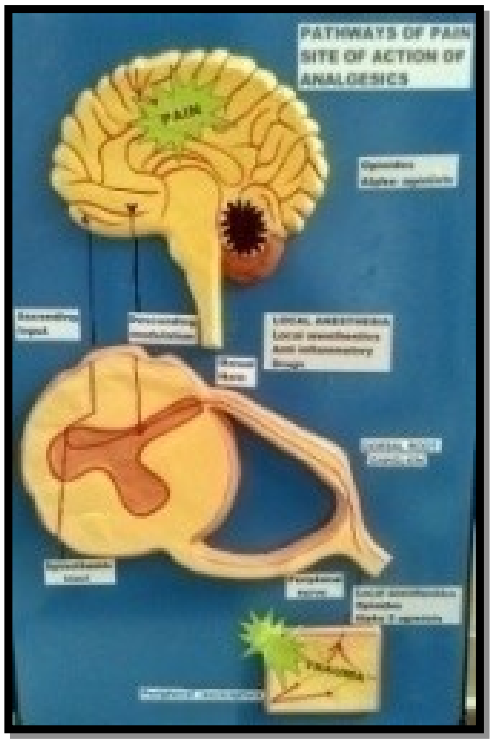


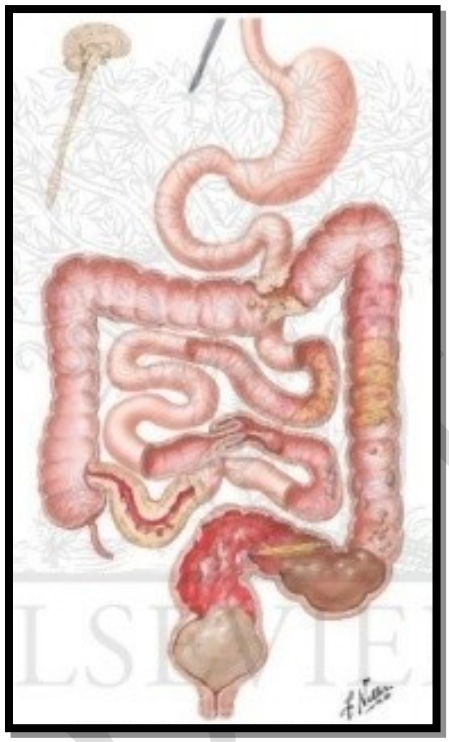

**Pain Pathways** **Anti Diarrheal Drugs and their adverse effect.**

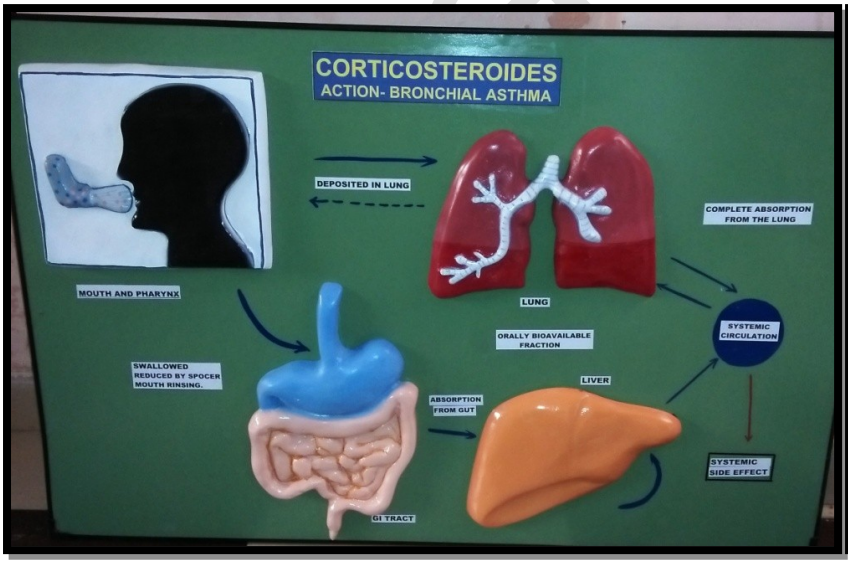

**Corticosteroids action in Bronchial asthma & adverse effect.** **HIV Infections NRTIS and Non NRTIS**

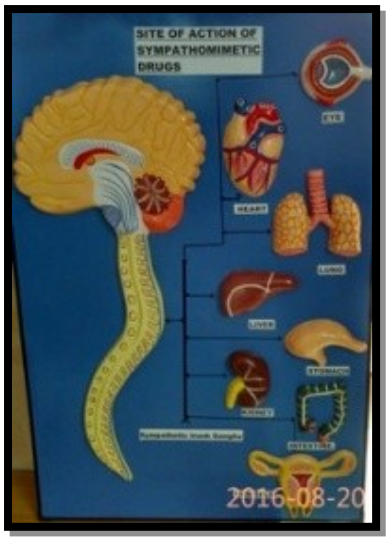


ACTION OF SYMPATHOMEMETIC DRUGS.

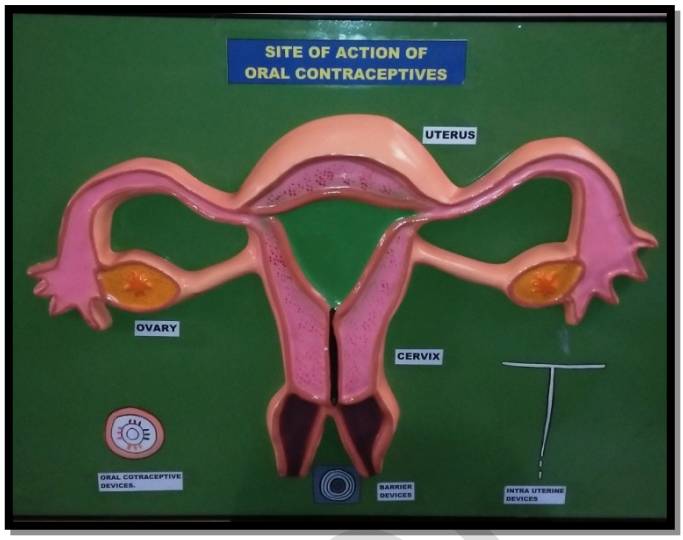


ACTION OF ORAL CONTRACEPTIVES

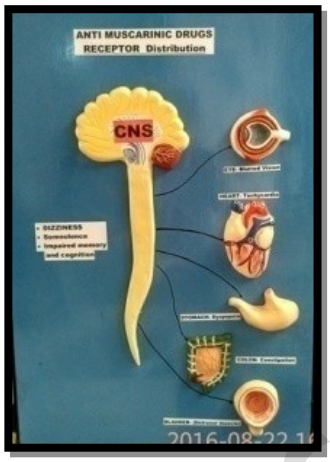


ACTION OF ANTI MUSCARING DRUGS

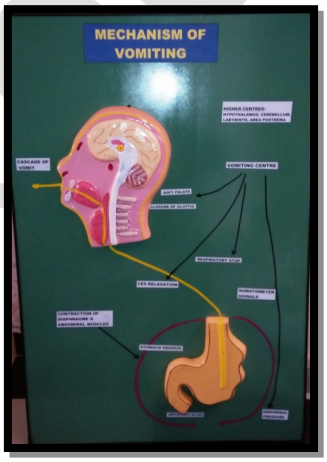


MECHANISM OF VOMITING.

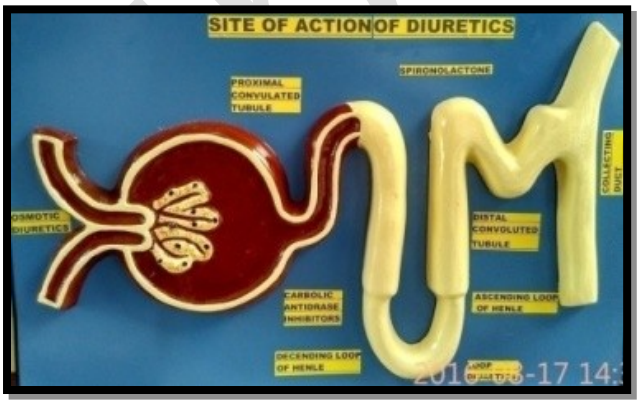


SITE OF ACTION OF DIURETICS.

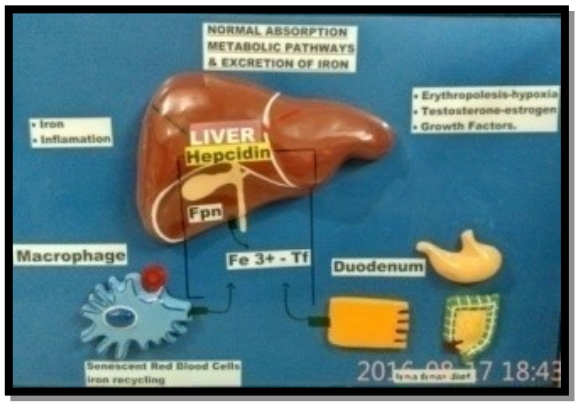


NORMAL ABSORPTION METABOLIC PATHWAYS

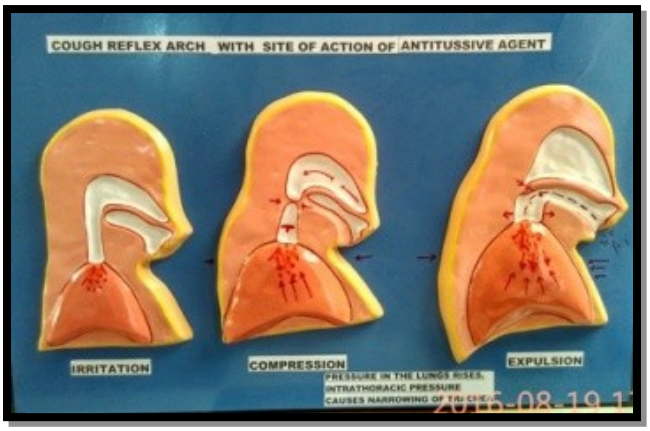


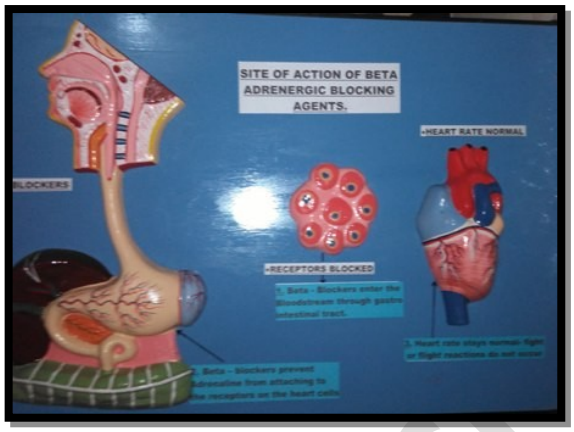


**Cough Reflex Arch site of action Antitussive AGENT.**

**Site of Action of Beta-Adrenergic Blocking Agent**

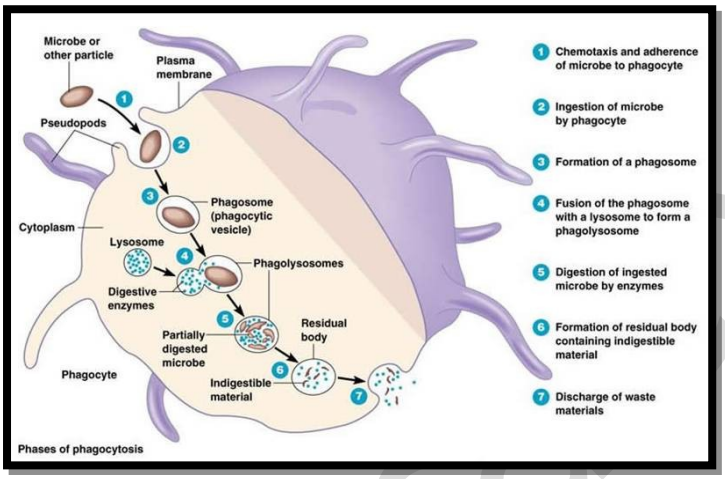


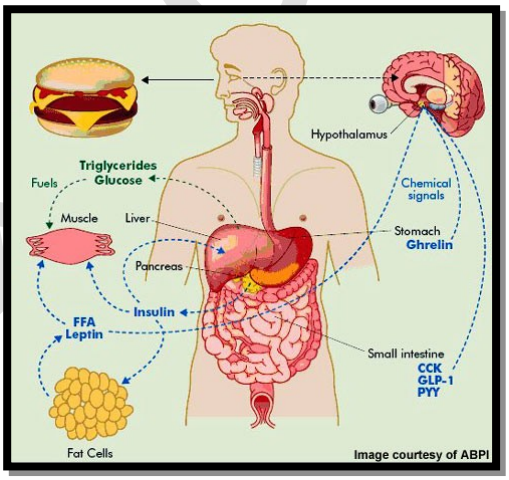


**Phagocytosis Process**

**Anti-obesity**

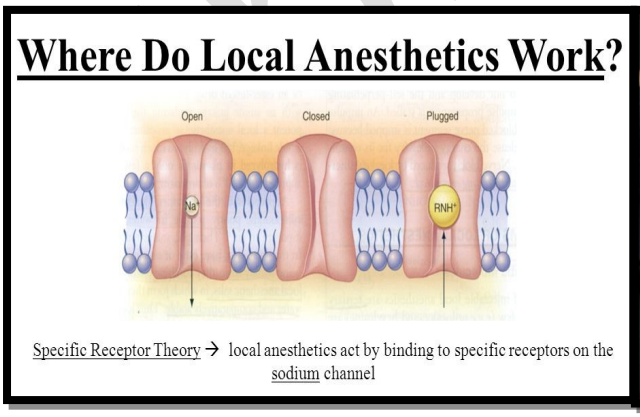


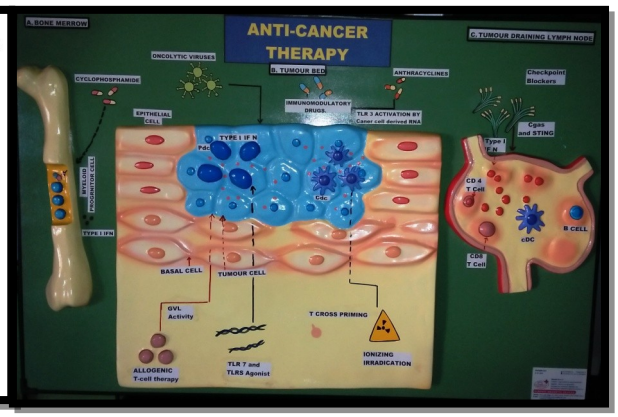


**LOCAL ANESTHESIA**

**ANTI CANCER THERAPY**

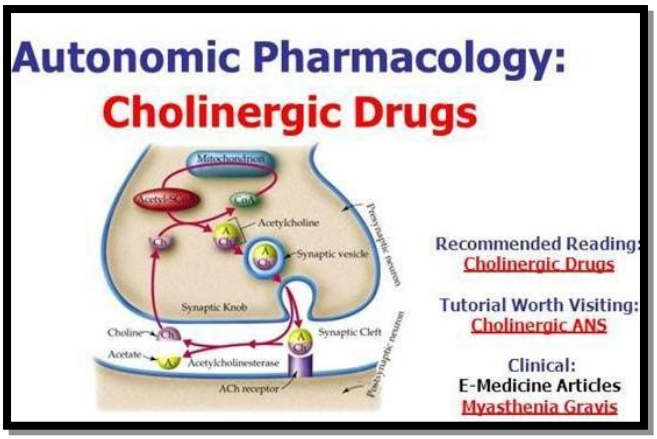


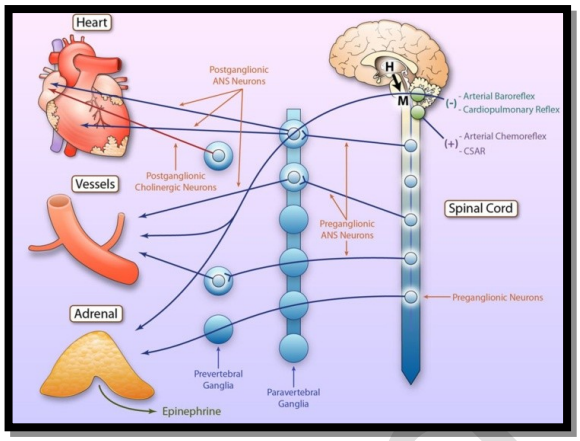


**AUTONOMIC CHOINERGIC DRUGS** **SINO AORTIC MANAGEMENT**

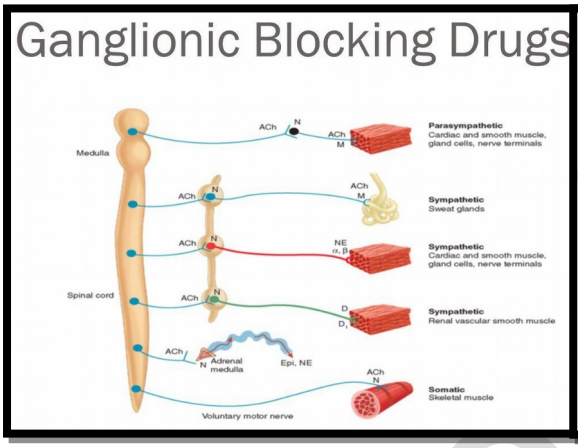


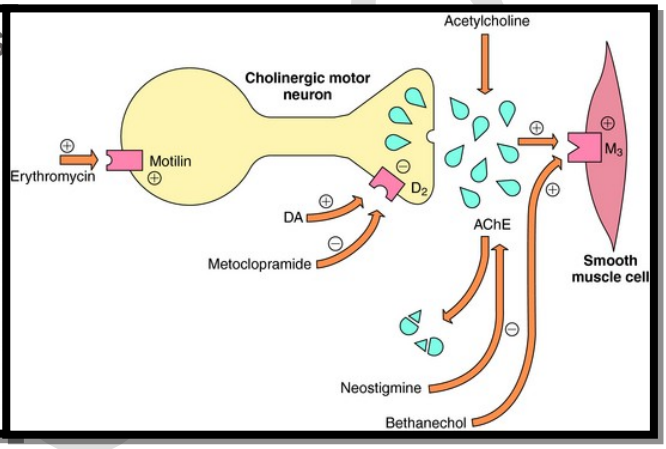


**GANGLIONIC BLOCKING DRUGS** **CHOLLINERGIC MOTOR NEURON**

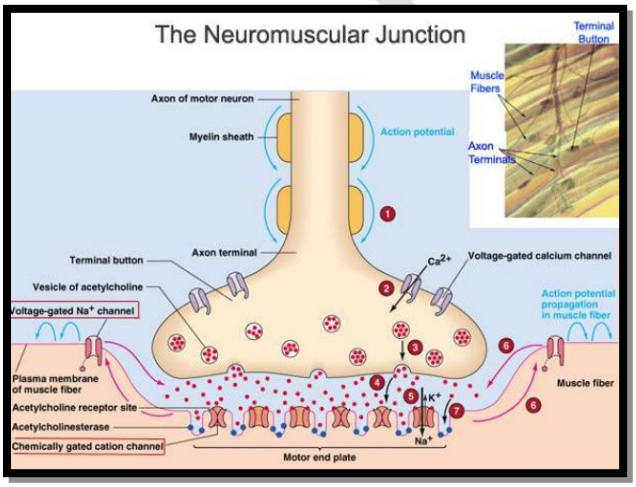


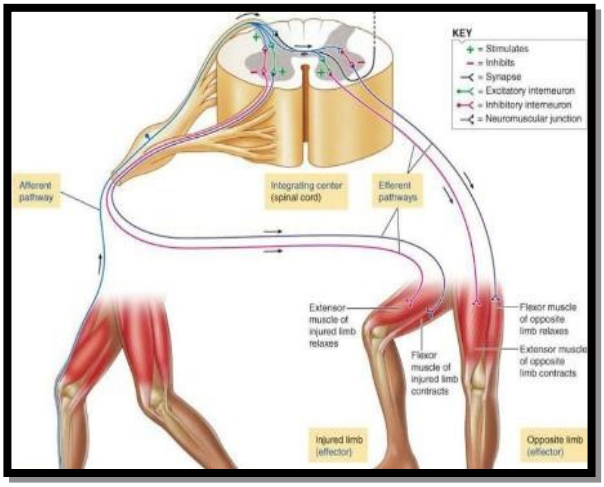


**NEUROMUSCULAR JUNCTION** **NEURON-MUSCULAR-PATHWAYS**

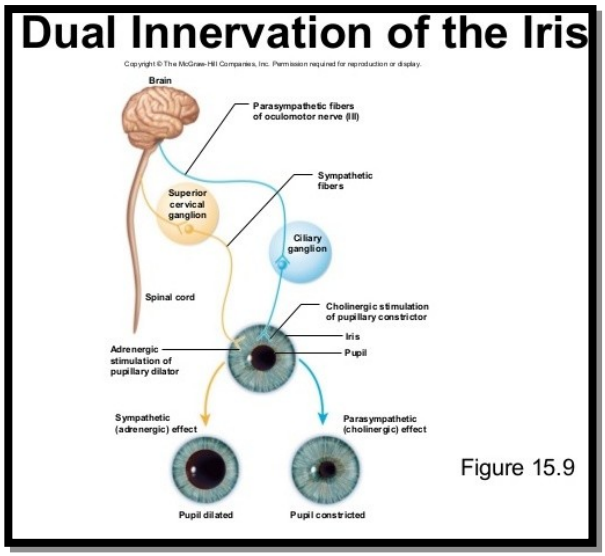


Dual Innervation of Iris & Drug Acting.

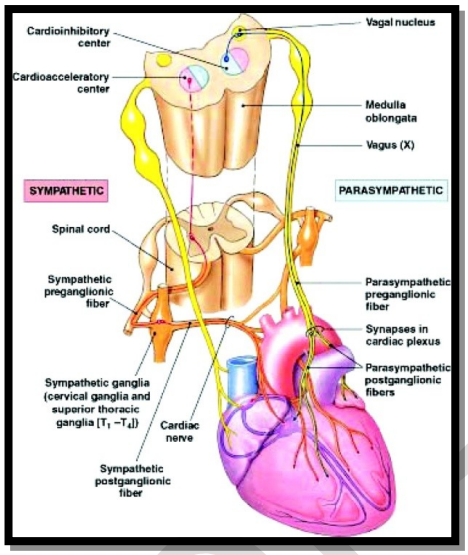


Drug Action on Heart

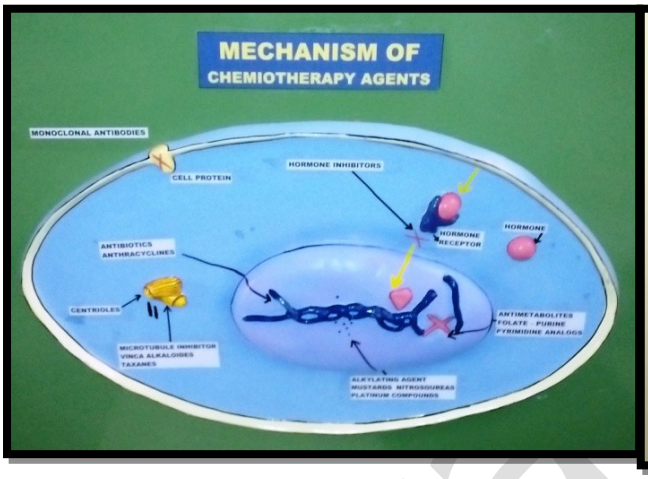


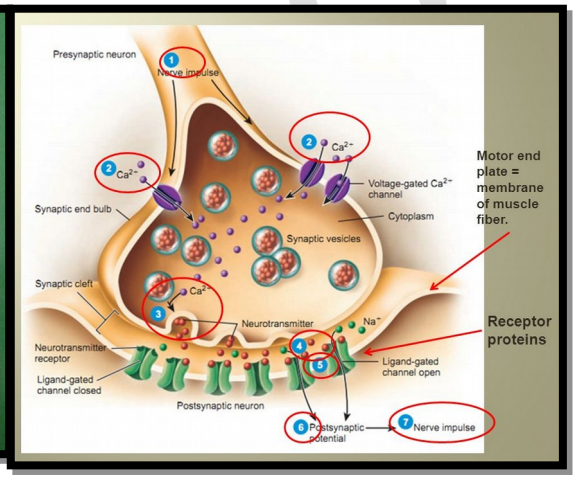


Mechanism of Action of Chemotherapy

Motor End Plate

Agents

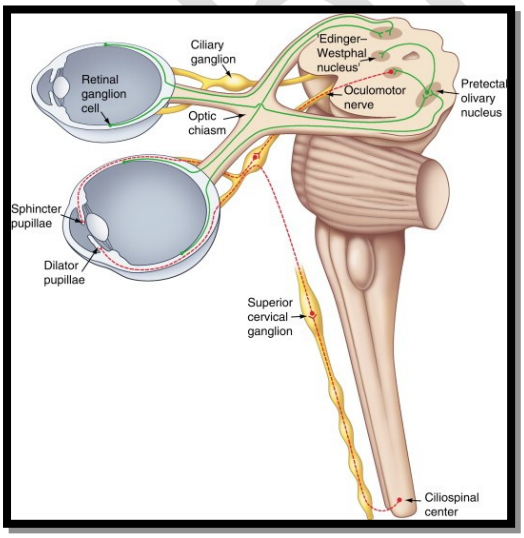


IRIS DIALATOR MUSCLE

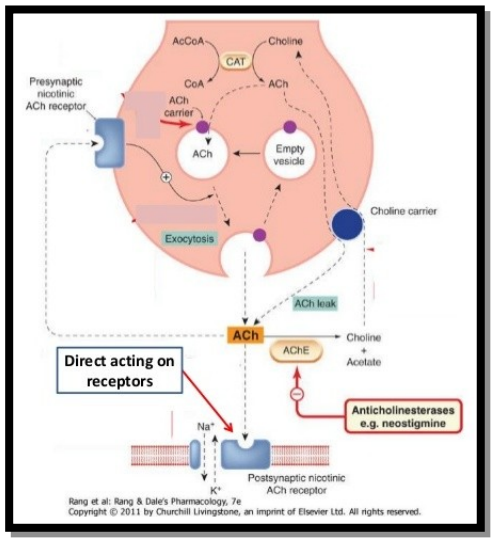


ANTICHOLINESTERASE AGENTS.

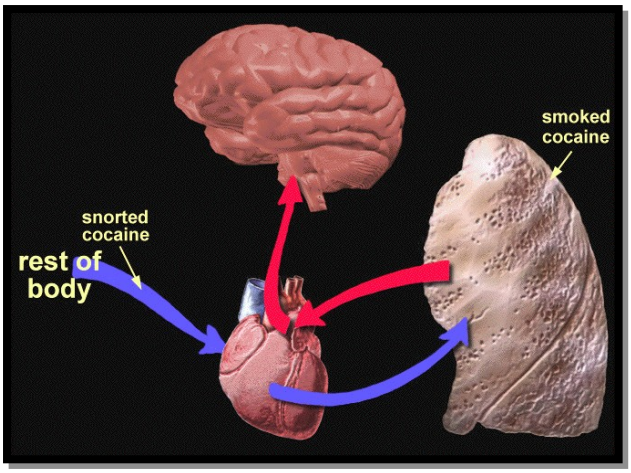


SNORTTED SMOKING

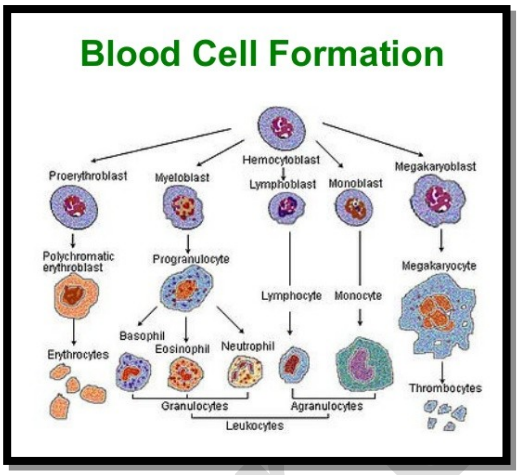


BLOOD CELL FORMATION

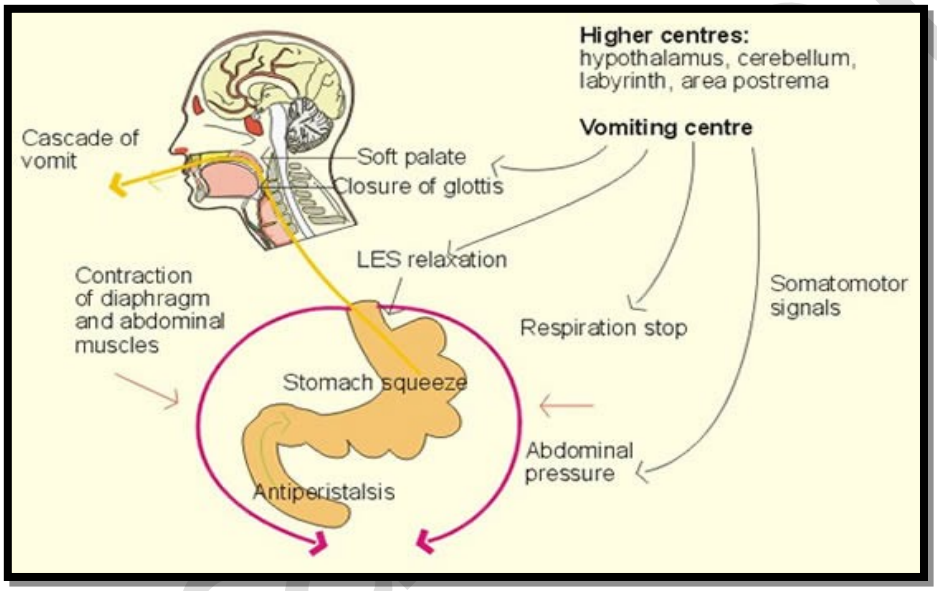


Mechanism of Vomiting & Site of Action of Antiemetic Agents

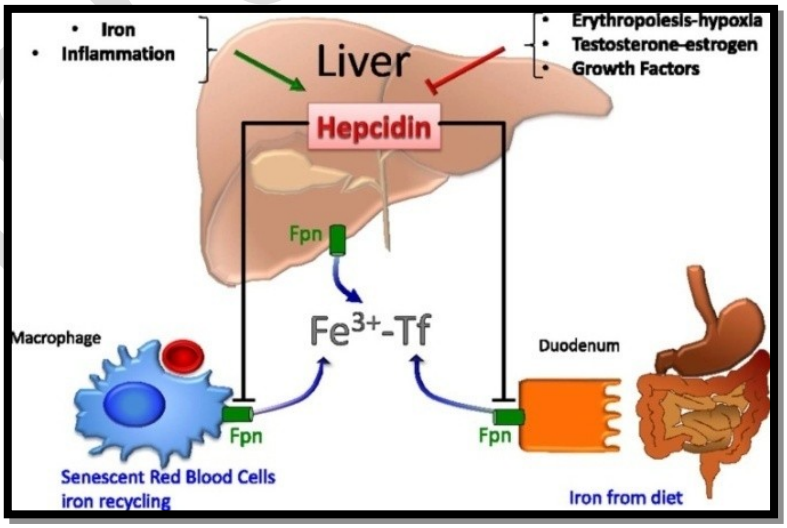


Normal Absorption Metabolic Pathways & Excretion of Iron

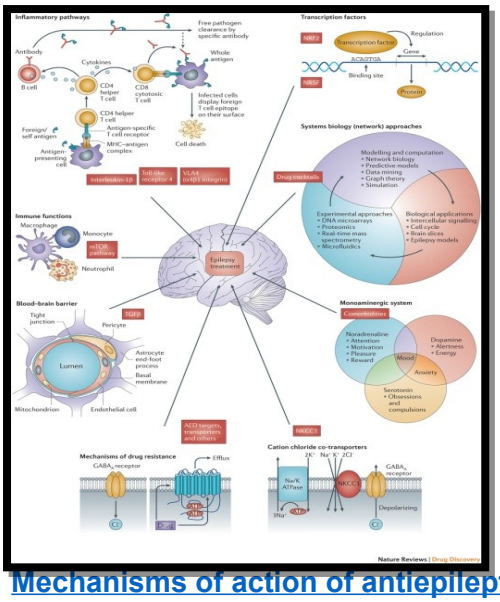

Mechanisms of action of antiepileptic

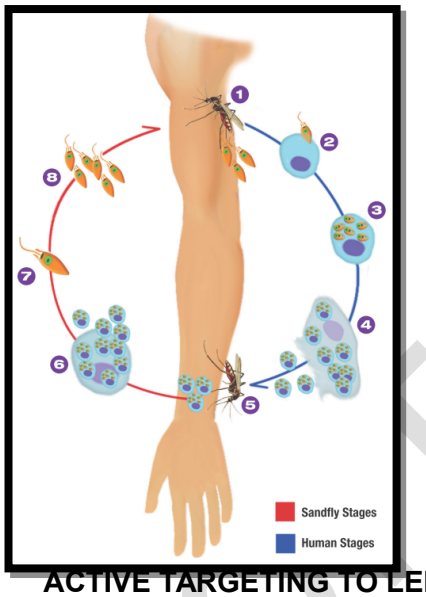


ACTIVE TARGETING TO LEISHMANIA INFECTED MACROPHAGES

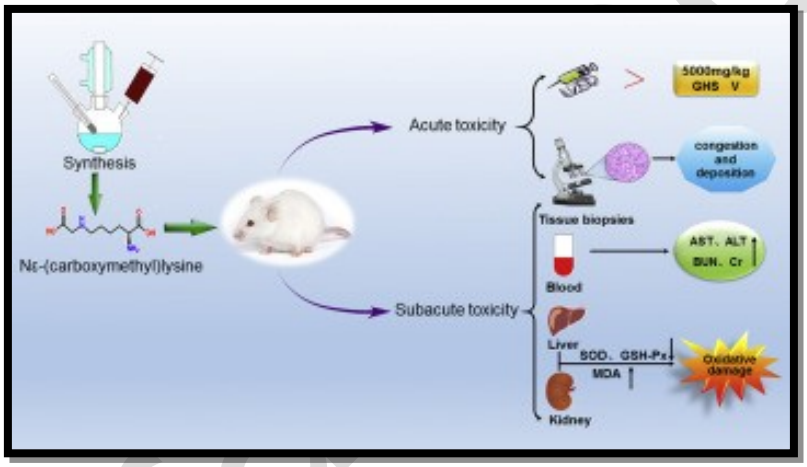


TOXICOLOGICAL EVALUATION

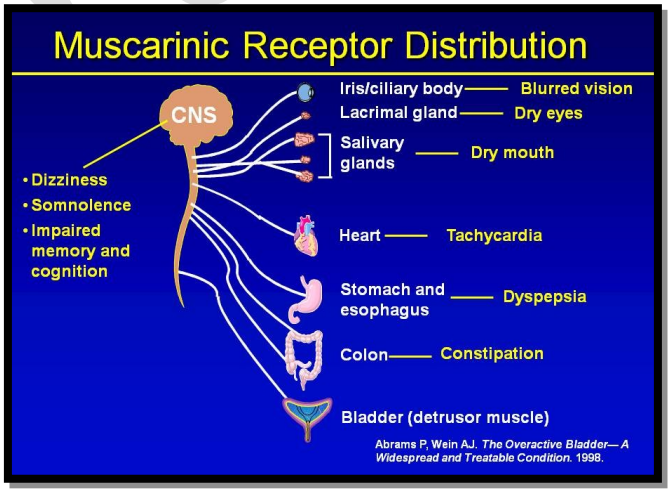


ANTI MUSCARINIC DRUGS

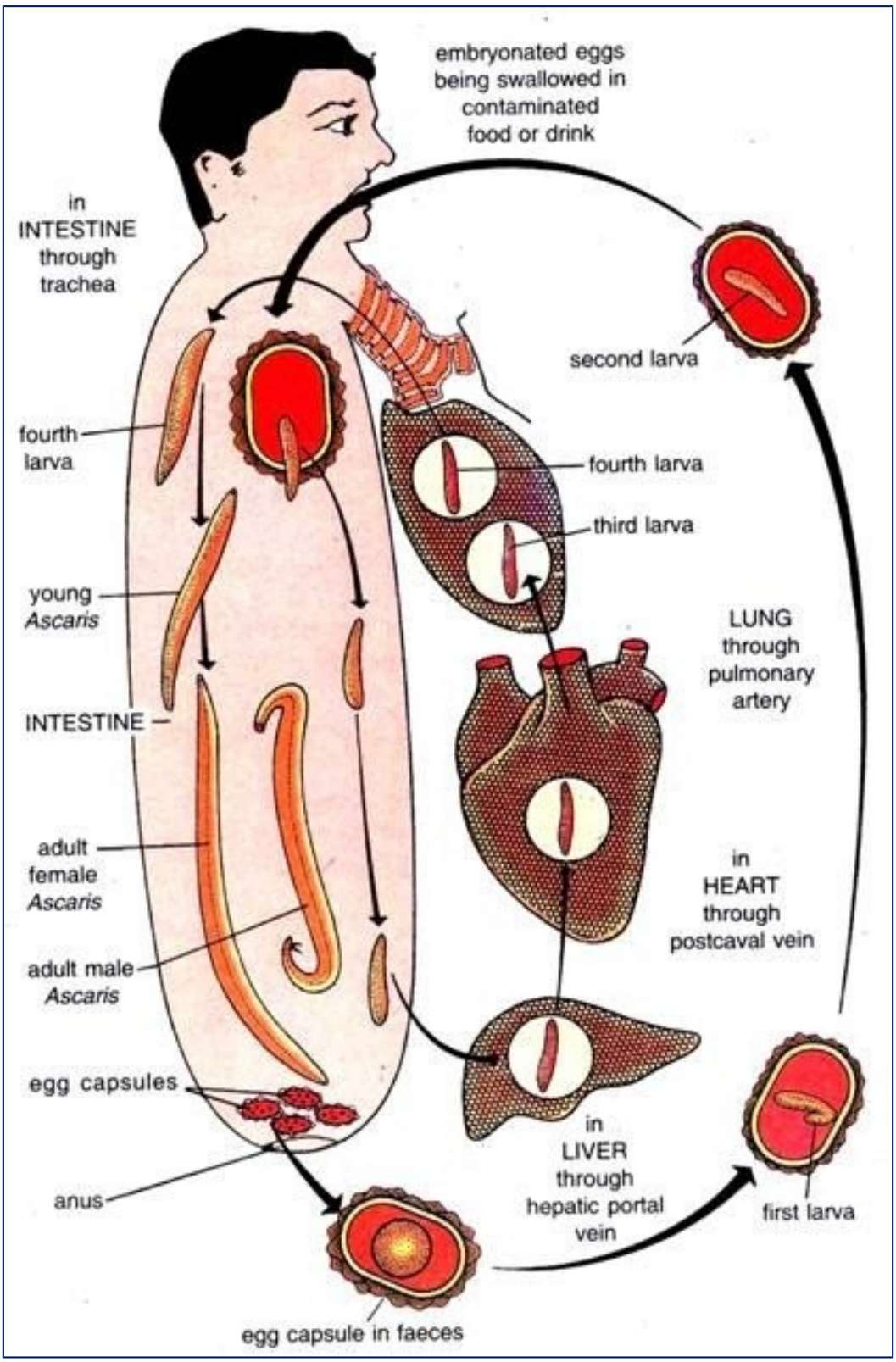


**PARASITIC EFFECTS OF ASCARIS LUMBERICOIDES**

# MANUFACTURERS COMPLETE RANGE OF MEDICAL MUSEUM MODELS.

## PHYSIOLOGY MODELS

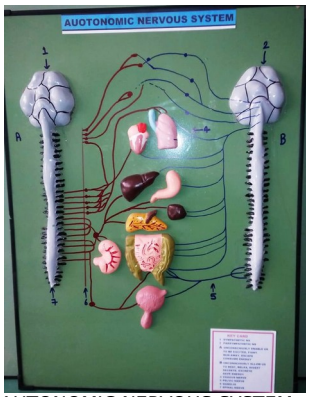


AUTONOMIC NERVOUS SYSTEM

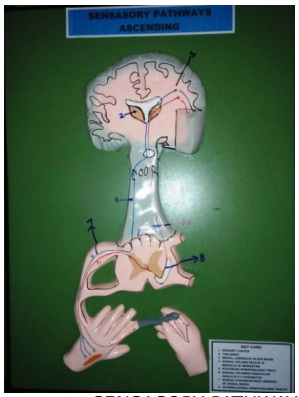


SENSASORY PATHWAYS ASCENDIN.

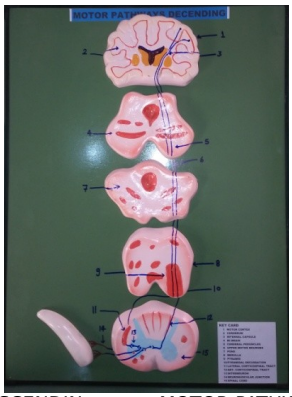

MOTOR PATHWAYS. DESCENDING.

CONNECTION OF CEREBELLUM

CONNECTION HYPOTHALAMUS.

CONNECTION OF THALAMUS

CONNECTION VESTIBULAR NUCLEUS.

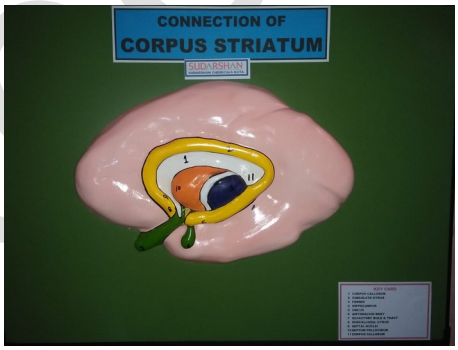


CONNECTION OF CORPUS STRITUM

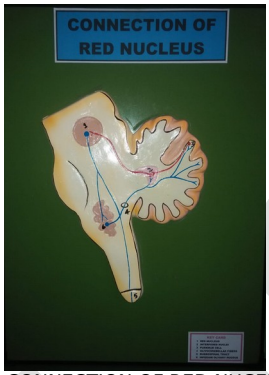


CONNECTION OF RED NUCEUS.

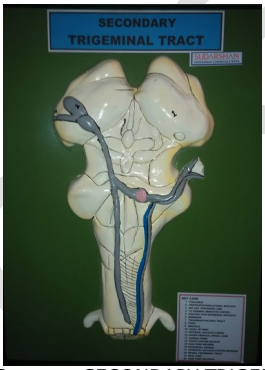


SECONDARY TRIGEMINAL TRACT.

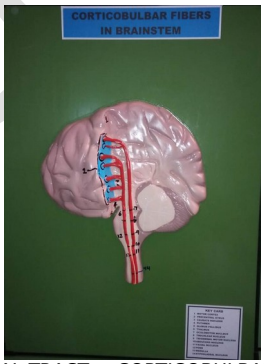


CORTICOBULBAR FIBERS IN BRAIN STEM.

VESTIBULOSPINAL TRACT DESCENDING

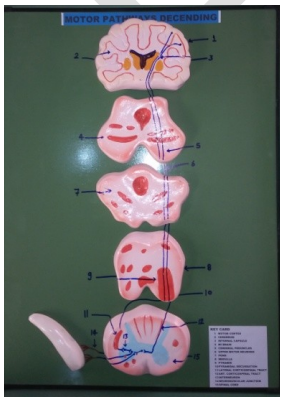

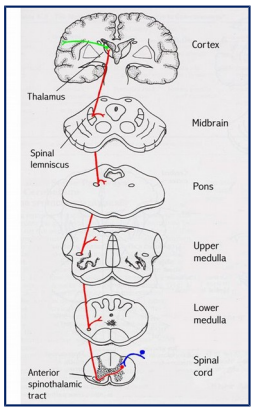


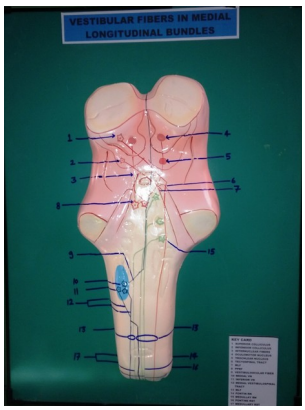

LATERAL SPINOTHALAMIC TRACT PAIN & THERMAL SENSES ANTERIOR SPIOTHALIC TRACT CONVEYS VESTIBULAR FIBERS IN MEDIAL LONGITUDINAL BUNDLE

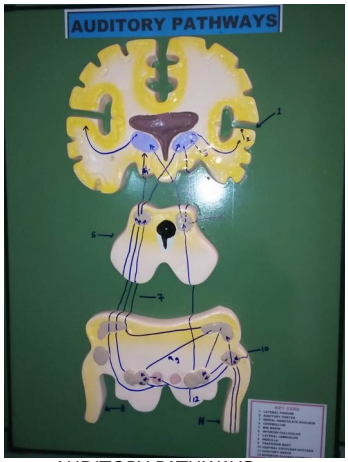

AUDITORY PATHWAYS. ASCENDING /SESCENDING RETICULAR FIBER SYSTEM. VISUAL PATHWAYS INCLUDING 3RD CRANIAL NERVE

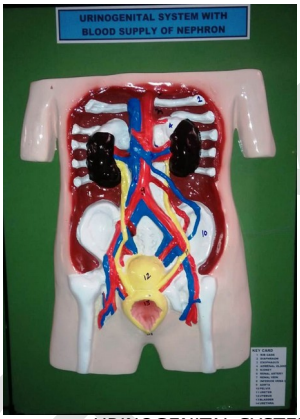


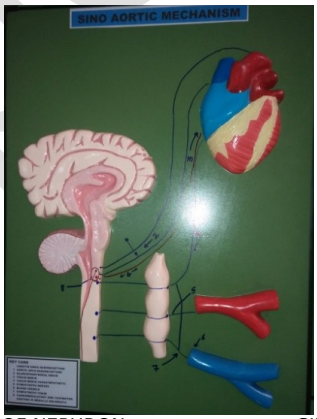


19 FOETAL CIRCULATION. URINOGENITAL SYSTEM+ BLOOD SUPPLY OF NEPHRON. SINO AORTIC MECHANISM

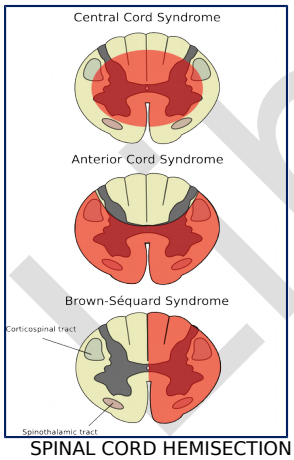

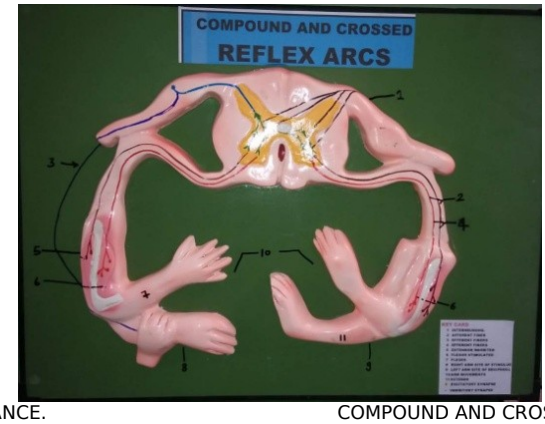


SPINAL CORD HEMISECTION (BSW) REFLEX ARCH FOR THE MAINTENANCE. COMPOUND AND CROSSED REFLEX ARCS

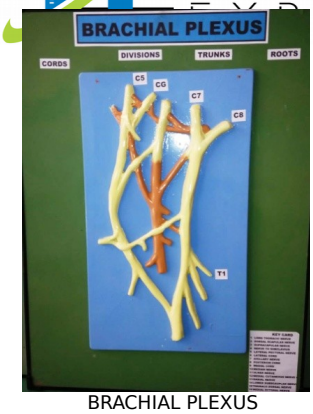

BRACHIAL PLEXUS



LUMBER PLEXUS.

LUMBOSACRAL PLEXUS

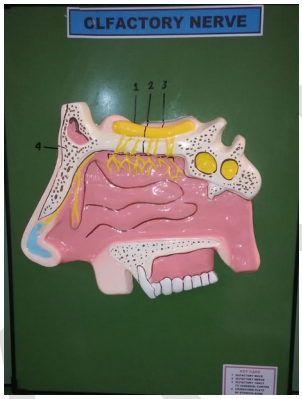


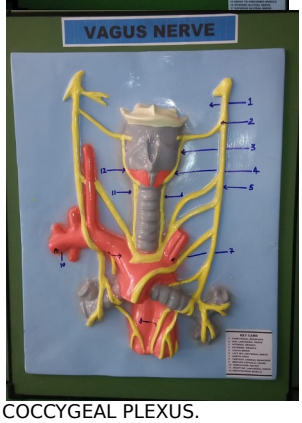


COCCYGEAL PLEXUS.
VAGUS NERVE

FACIAL NERVES.

OLFACTORY NERVE

Libraexport




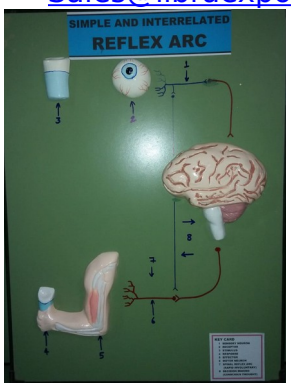

SUBACCUTE COMBINE DEGENERATION.
AMYOTROPHIC LATERAL SCIENOSIS

SIMPLE AND INTERRELATED REFLECT ARCH.

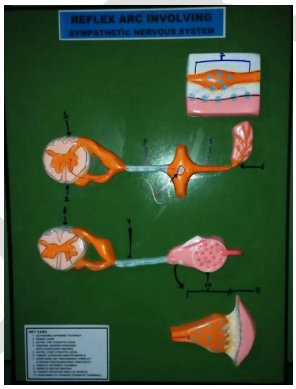


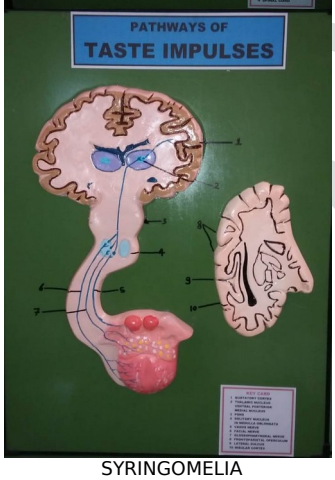


SYRINGOMELIA
PATHWAYS OF TASTE IMPULSES

REFLEX ARCH INVOLVING SYMPATHERIC NERVOUS

Libraexport

DIURETICS

INNOVATION OF HEART

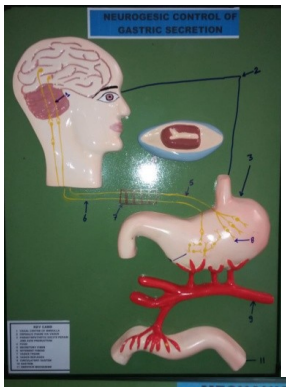


NEUROGESIC CONTROL OF GASTRIC SECRETION

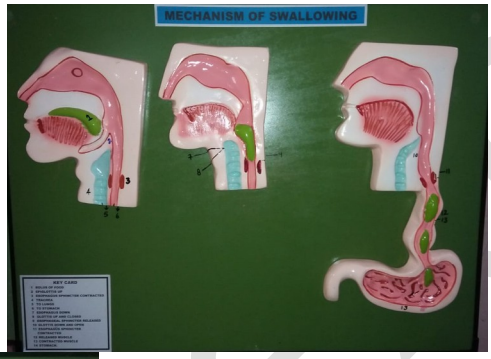


MECHANISM OF SWALLOWING

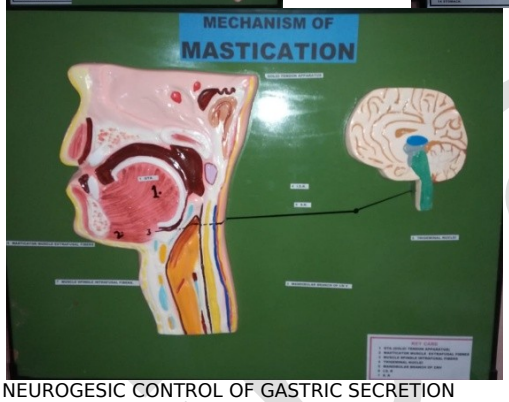


MECHANISM OF MASTICATION

Libraexport

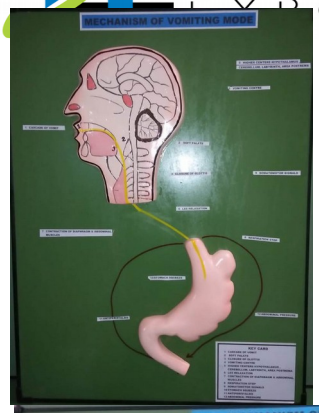

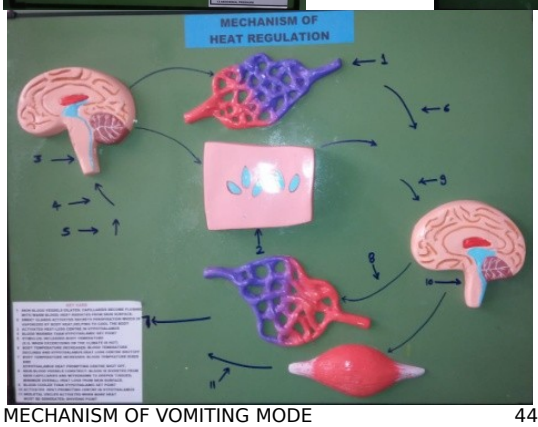


MECHANISM OF VOMITING MODE 44 MECHANISM OF DEFECATIONS. MECHANISM OF HEAT REGULATION

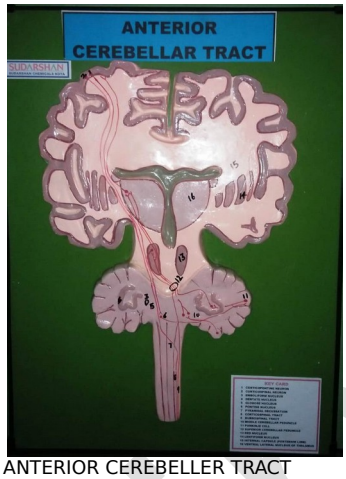


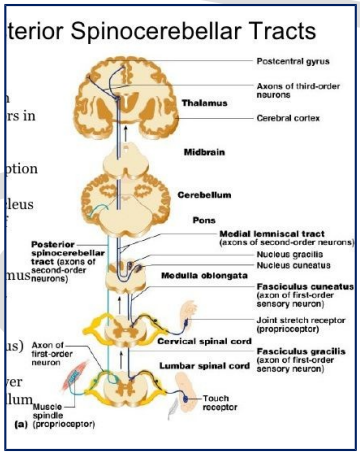

ANTERIOR CEREBELLER TRACT POSTERIOR SPINO CEREBELLER TRACT SPINO TECTAL TRACT

Libraexport

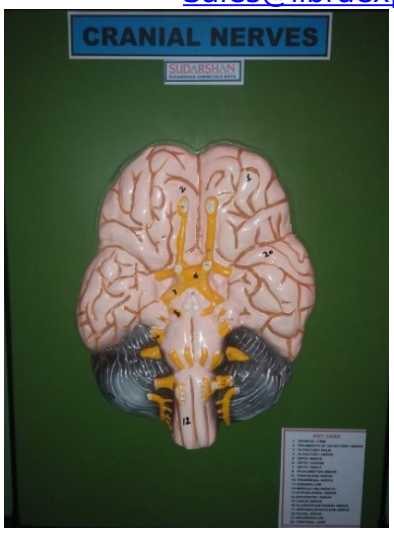


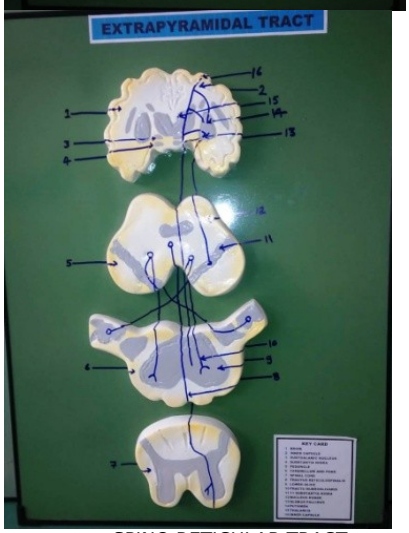


SPINO RETICULAR TRACT EXTRAPYRAMIDAL TRACT

CRANIAL NERVES

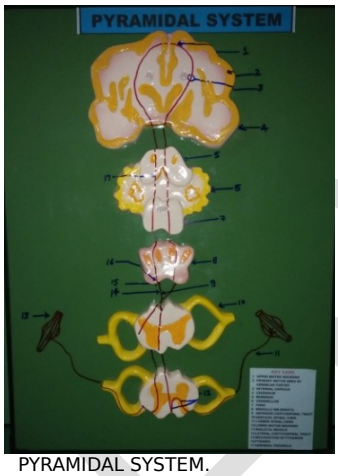


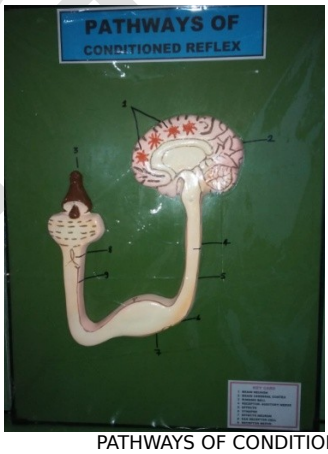

PYRAMIDAL SYSTEM. PATHWAYS OF CONDITIONED REFLEX TO. SPINO OLIVARY AND OLIVOSPINAL TRACT

Libraexport

CONNECTION OF SUPERIOR CACICULUS.

CONNECTION OF INFERIOR CALICULUS

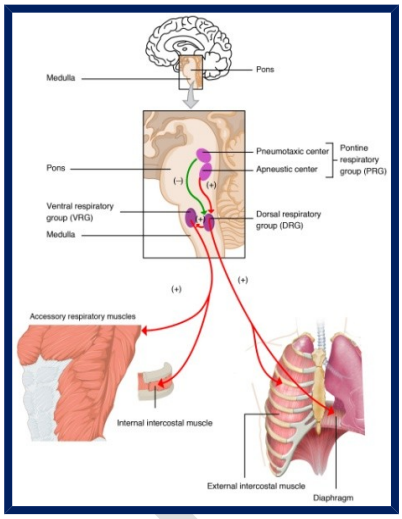


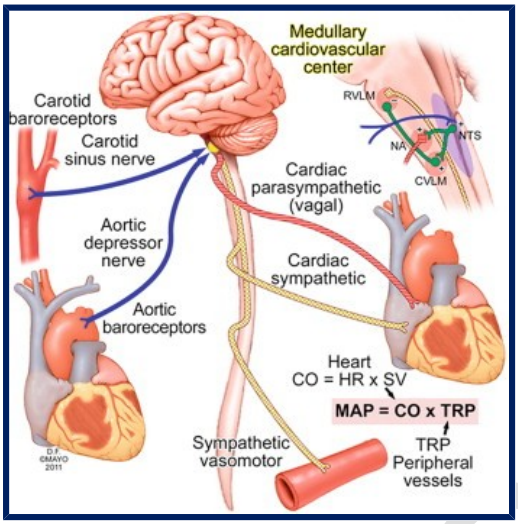


## LIST OF PHYSIOLOGY MODELS

AUTONOMIC NERVOUS SYSTEM - SENSASORY PATHWAYS ASCENDIN - MOTOR PATHWAYS. DESCENDING
CONNECTION OF CEREBELLUM--CONNECTION OF HYPOTHALAMUS- CONNECTION OF THALAMUS
CONNECTION OF VESTIBULAR NUCLEUS--CONNECTION OF CORPUS STRITUM- CONNECTION OF RED NUCEUS
SECONDARY TRIGEMINAL TRACT- CORTICOBULBAR FIBERS IN BRAIN STEM- VESTIBULOSPINAL TRACT DESCENDING
LATERAL SPINOTHALMIC TRACT CONVEYS PAIN & THERMAL SENSES - AUDITORY PATHWAYS
ANTERIOR SPIOTHALIC TRACT CONVEYS DISCRIMNINATIVE SENSATIONS CONSCIOUS PROPERIOCEPTIOM
VESTIBULAR FIBERS IN MEDIAL LONGITUDINAL BUNDLES- ASCENDING AND SESCENDING RETICULAR FIBER SYSTEM
VISUAL PATHWAYS INCLUDING 3RD CRANIAL NERVE-FOETAL CIRCULATION- SINO AORTIC MECHANISM
URINOGENITAL SYSTEM WITH BLOOD SUPPLY OF NEPHRON- SPINAL CORD HEMISECTION (BSW)
REFLEX ARCH FOR THE MAINTENANCE- COMPOUND AND CROSSED REFLEX ARCS- BRACHIAL PLEXUS- LUMBER PLEXUS
LUMBOSACRAL PLEXUS-COCCYGEAL PLEXUS- FACIAL NERVES-OLFACTORY NERVE VAGUS NERV -SUBACCUTE COMBINE DEGENERATION
SIMPLE AND INTERRELATED REFLECT ARCH- AMYOTROPHIC LATERAL SCIENOSIS- SYRINGOMELIA- DIURETICS
REFLEX ARCH INVOLVING SYMPATHERIC NERVOUS SYSTE- PATHWAYS OF TASTE IMPULSES-AUTONOMIC INNERVATION OF HEART

NEUROGENIC CONTROL OF GASTRIC SECRETION- MECHANISM OF SWALLOWING-MECHANISM OF MASTICATION
MECHANISM OF VOMITING MODE- MECHANISM OF DEFECATIONS- MECHANISM OF HEAT REGULATION- SPINO TECTAL TRACT
ANTERIOR CEREBELLER TRACT- POSTERIOR SPINO CEREBELLER TRACT - CRANIAL NERVES- EXTRAPYRAMIDAL TRACT
PYRAMIDAL SYSTEM- PATHWAYS OF CONDITIONED REFLEX TO- SPINO OLIVARY AND OLIVOSPINAL TRACT
CONNECTION OF SUPERIOR CACICULUS- CONNECTION OF INFERIOR CALICULUS. –RESPIRATORY JuNCTION- CARDIO VASCULAR JUNCTION

For More Please send your requirement List.

Libraexport

Sales@libraexport.com, Info@libraexport.com









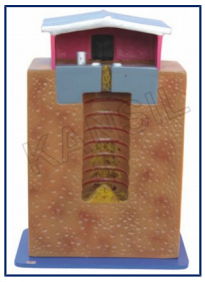






XEROPHTHALMIA. MUCOR MYCOSIS OF FOOT. OESTEOSARCOMA OF MANDIBLE. EXOPHTHALMOS

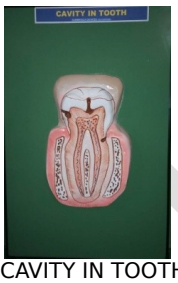

CAVITY IN TOOTH. VITAMIN A DEFFICIENCY (BITTOT SPOT ) SCURVY ATROPHIC BERI BERI RICKETS

ANGULAR STOMATITIS. TETANUS BABY. MARASMUS. KWASHIORKOR.
POLIOMYELITIS

**SUNRISE MEDIOPTIC DEVICES. B.D.MILLS COLONY. AMBALA CANTT.133001. Vjmedioptic55@gmail.com**
9729390270 - 7056034676. RISHABH JAIN. 9729765770. ISO Certified. GEM PORTAL regd.

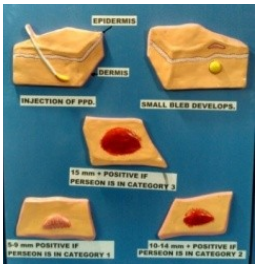

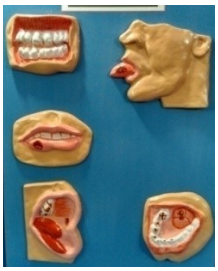
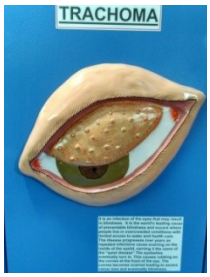

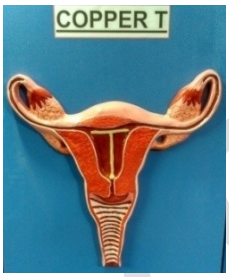

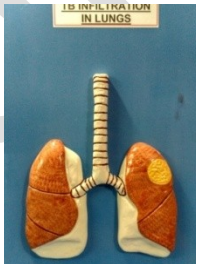


MENTOUX TEST. PRIMARY SYPHILLIS. TRACHOMA COPPER T DIPTHERIA.
T.B. IN LUNGS.

ELEPHANTIASIS. MEASEL FACE. LEPROSY FACE SMALL POX FACE.
CHIKEN POX VS. SMALL POX.

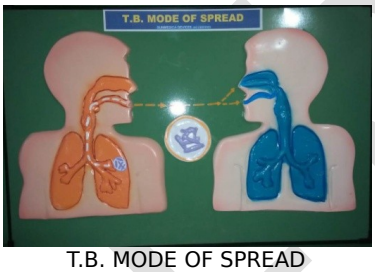

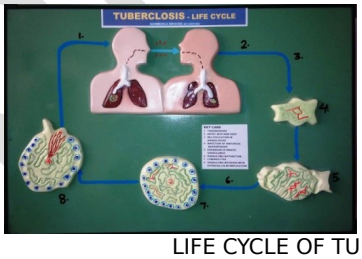

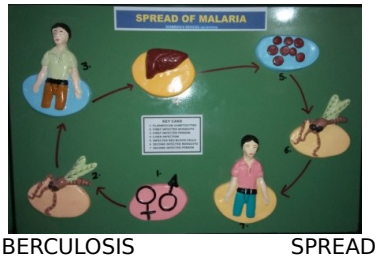

T.B. MODE OF SPREAD LIFE CYCLE OF TUBERCULOSIS SPREAD OF MALARIA.
T.B. MODE OF PREVENTION

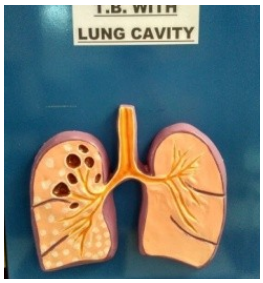

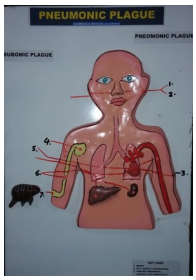


BREEDING PLACES OF MOSQUITO. MUMPS. T.B. WITH LUNG CAVITY.
PNEUMONIC PLAGUE / BUBONIC

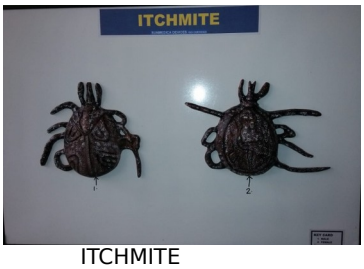


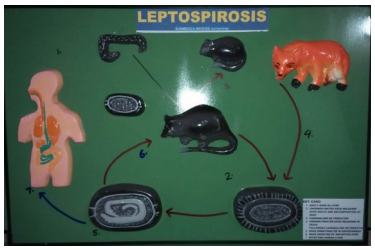


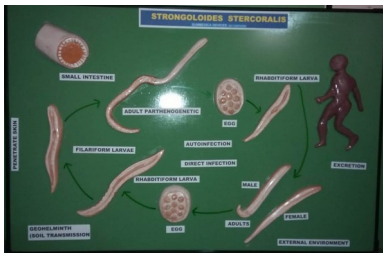


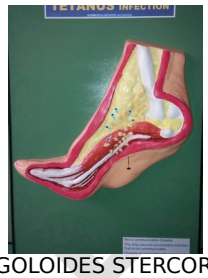

ITCHMITE LEPTOSPOROSIS. STRONGOLOIDES STERCORALIS. TETANUS

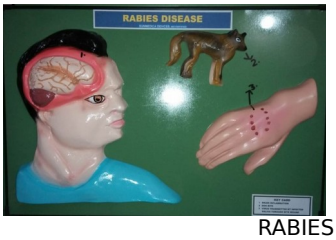


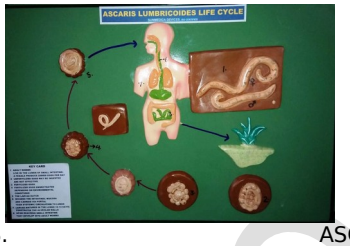





TRICHURIS TRICHIURA. RABIES. ASCARIS LUMBERICOIDES. L.C. RAT FLEA

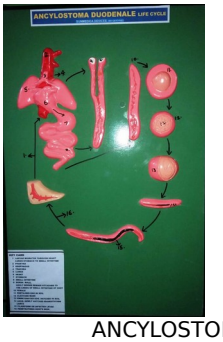


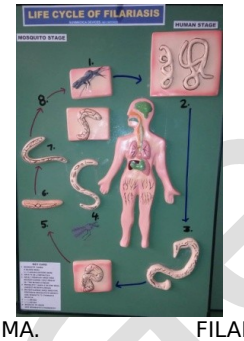


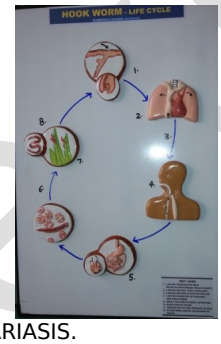


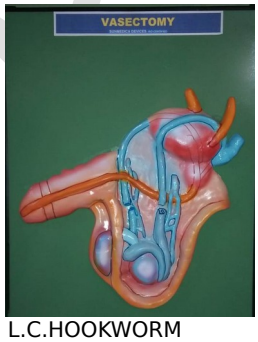


DIPTHERIA. ANCYLOSTOMA. FILARIASIS. L.C.HOOKWORM VASECTOMY

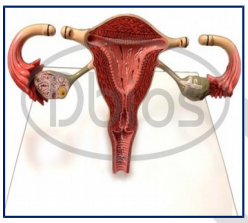







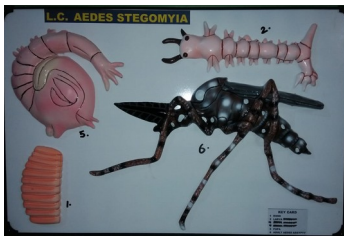


TUBECTOMY. . L.C. OF ANOPHELES. L.C. OF CULEX. L.C. OF AEDES EGYPTI




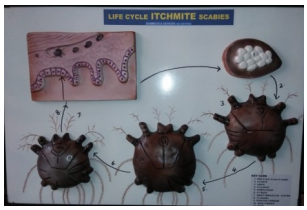

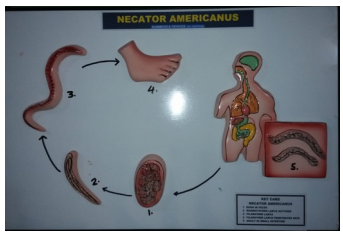


LIFE CYCLE OF HOUSEFLY. ITCHMITE L.C.SCABI LIFE CYCLE OF LOUSE NECTAR AMERICANUS

Sales@libraexport.com, Info@libraexport.com

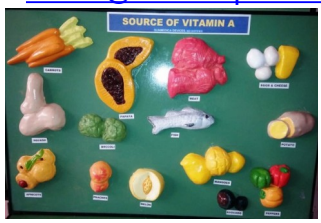


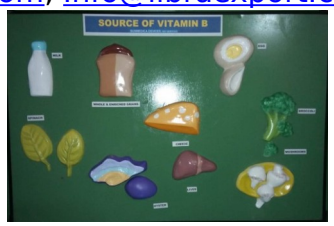





L.C. SANDFLY HARD & SOFT TICK SOURCES OF VITAMIN A SOURCES OF VITAMIN B SOURCES OF VITAMIN C



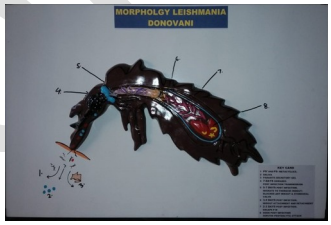


SOURCES OF VITAMIN D SOURCES OF VITAMIN E L.C. LEISHMANIA DONOVANI MORPHOLOGY LEISHMANIA

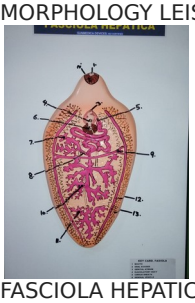

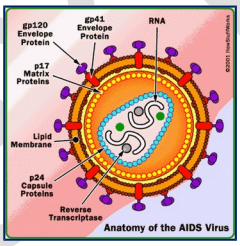


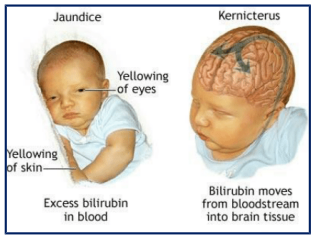


FASCIOLA HEPATICA GUIMEA PIG AIDS VIRUS

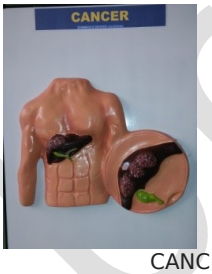

SCOLEX RIPE CANCER PELLAGRA. DENTAL CARIES

**ANY NEW MODEL CAN BE DESIGNED**

Libraexport

| S.no | PORTRAIT'S | | |
|---|---|---|---|
| 1. | CHARLES ROBERT DARWIN | | |
| 2. | LAMARK | | |
| 3. | LOUIS PASTEUR | | |
| 4. | DR. WILLIAM HARVEY | | |
| 5. | LEONARD – DA – VINCI | | |
| 6. | SIR JOSEPH LISTER | | |
| 7. | ANTON VAN LEEWONHOEK | | |
| 8. | CARL VON LINNAEOUS | | |
| 9. | EDWARD JENNER | | |
| 10. | SIR JAMES YOUNG SIMPSON | | |
| 11. | THOMOS HENRY HUXLEY | | |
| 12. | SIR EDWIN RAY LANKSTER | | |
| 13. | SIR RONALD ROSS | | |
| 14. | HUGO DE VERIES | | |
| 15. | SIR CHARLES BELL | | |
| 16. | ALFERD RUSSEL WALLACE | | |
| 17. | SIR J.C. BOSE | | |
| 18. | DR. BIRBAL SAHNI | | |
| 19. | SUNDER LAL HORA | | |
| 20. | GALILEO GALILEI | | |
| 21. | SIR ISSAC NEWTON | | |
| 22. | SIR C.V. RAMAN | | |

| | | | |
|---|---|---|---|
| **23.** | DR. H.J. BHABHA | | |
| **24.** | ARCHIMEDES | | |
| **25.** | ALBERT EINSTEIN | | |
| **26.** | THOMAS ALVA EDISON | | |
| **27.** | ROBERT BOYLE | | |
| **28.** | MARIE CURIE | | |
| **29.** | MICHALE FARADAY | | |
| **30.** | JOHN DALTON | | |
| **31.** | DR. P.C. RAY | | |
| **32.** | DR. H.G. KHORANA | | |
| **33.** | DR. S.S. BHATNAGAR | | |
| **34.** | S. RAMANUJAM | | |
| **35.** | ANTOINE LAURENT LAVOISIER | | |
| **36.** | WILLIAM RAMSAY | | |
| **37.** | HMPHRY DAVY | | |
| **38.** | AUGUST WEISMANN | | |
| **39.** | JOSEPH PRIESTLEY | | |
| **40.** | ARISTOTLE | | |
| **41.** | DMITRI MENDELEF | | |
| **42.** | BURBANK LUTHER | | |
| **43.** | S.N. BOSE | | |
| **44.** | M.N. SAHA | | |
| **45.** | K.S. KRISHNAN | | |
| **46.** | K.N. BAHL | | |
| **47.** | J.J. THOMSOM | | |
| **48.** | NEILS BOHR | | |
| **49.** | GILBERT NEWTON | | |

| | | | |
|---|---|---|---|
| **50.** | DR. A.P.J. ABDUL KALAM | | |
| **51.** | DR. VIKRAM SARABHAI | | |
| **52.** | ARYABHATT | | |
| **53.** | DR. S.S. JOSHI | | |
| **54.** | SIR ALENDER FLAMMING | | |
| **55.** | D. MATA PARSHAD | | |
| **56.** | BENJAMIN FRANKLIN | | |
| **57.** | ERNEST RUTHERFORD | | |
| **58.** | DR. RAJ RAMANIA | | |
| **59.** | NICHOLAS COPERNICUS | | |
| **60.** | ALESSANDRO | | |
| **61.** | ALFERD NOBEL | | |
| **62.** | ANTON HNREY BEKUEREL | | |
| **63.** | OTTO VON GUERICKE | | |
| **64.** | BENJEMIN THOMSON | | |
| **65.** | CRICK | | |
| **66.** | WATSON | | |
| **67.** | EDWARD VICTOR APLATON | | |
| **68.** | JAMES CLARK MAXWL | | |
| **69.** | JOHNS KEPELER | | |
| **70.** | KALPANA CHAWLA | | |
| **71.** | MAX PLANK | | |
| **72.** | PANCHANAN MAHESHWAR | | |
| | VARAH MIHIR | | |
| **73.** | SUNITA WILLIAMS | | |
| **74.** | JAMES WATT | | |
| **75.** | ANDRE MARIE AMPRE | | |
| **76.** | A. GRAHAM BELL | | |

| | | | |
|---|---|---|---|
| **77.** | EDWIN POWELL HULE | | |
| 78 | DHANVANTARI | | |
| 79 | RAKESH SHARMA | | |
| 80 | M.S. SWAMINATHAN | | |
| 81 | DR. VIJAY BHATKAR | | |
| 82 | ASHWINI KUMARS | | |
| 83 | MAHARISHI CHARAK | | |
| 84 | HUGO DE VRIES | | |
| 85 | SIR CHARLES BELL | | |
| 86 | ALFERD RUSSEL WALLACE | | |
| 87 | ANTON VAN LEEUWENHOEK | | |
| 88 | THOMOS HENRY HUXLEY | | |
| 89 | LEONARDO – DA- VINCI | | |
| 90 | SAMUEL HAHNEMANN | | |
| 91 | CHARLES SHERRINGTON | | |
| 92 | GALEN | | |
| 93 | SIR J. YOUNG SIMPSON | | |
| 94 | MORGAGNI | | |
| 95 | SIR JOSEPH LISTER | | |
| 96 | EDWARD JENNER | | |
| 97 | RONALD ROSS | | |
| 98 | SUSRUTA | | |
| 99 | ARISTOTLE | | |
| 100 | RENE T.H. LAENNEC | | |
| 101 | ROBERT KOCH | | |
| 102 | LOUIS PASTURE | | |
| 103 | STEPHEN HALES | | |
| 104 | KARL LANDSTENEIR | | |
| 105 | FREDRICK GRANT BANTING | | |
| 106 | CHARLES HERBERT BEST | | |
| 107 | HERMANN HELMHOLTZ | | |
| 108 | WILLIAM HARVEY | | |
| 109 | HIPPOCRATES | | |
| 110 | GEORGE BOOLE | | |
| 111 | C.N.R. RAO | | |
| 112 | JAMES CHANDWICK | | |
| 113 | J.J. BERZELIUS | | |
| 114 | FREDERICK WILLIAM HERSCHEL | | |
| 115 | FRIEDRICH WOHLER | | |

| | | | |
|---|---|---|---|
| 116 | CHARLES BABBAGE | | |
| 117 | LORD KELVIN | | |
| 118 | S. CHANDRASHEKHAR | | |
| 119 | WEIHELM ROENTGEN | | |
| 120 | NEIL ARMSTRONG | | |
| 121 | JOSEPH GAY LUSSAC | | |
| 122 | ORVILLE WRIGHT | | |
| 123 | WILBUR WRIGHT | | |
| 124 | GUGLIELMO MARCONI | | |
| 125 | J.B.S. HALDANE | | |
| 126 | S.R. RANGANATHAN | | |
| 127 | ROBERT HOOK | | |
| | | | |

Libraexport

# LIBRA ENTERPRISES

1288 Op. Hargolal Post Office,
Ambala Cantt, Haryana.
Pin -133001
Ph. : 0171-4000763, 9992845123
Email : info@libraexport.com, sales@libraexport.com

Website
www.libraexport.com
Www.librasurgical.net