



GLOW LIFE


light up your life

LED LIGHT

HIGH BRIGHTNESS

HIGHER EFFICIENCY

HIGHEST SAVINGS



“Surround yourself with people of diverse perspectives that can disagree with you without the fear of retaliation. Because, you might have a brilliant strategy and a plan to execute that, but if you are playing a solo match, chances are you will end up losing to a team.”

Avnish Kumar (Owner)
Group Founder



ABOUT US

Established in the year 2018, we, “**Glow Life Electronics Company**” are a reputed organization involved in Manufacturing a wide array of Electric LED Bulb, Decorative LED Bulb, T Shape LED Bulb, LED O bulb, LED wall lights, LED holder lights Rechargeable LED Bulb, street lights, flood lights, solar street lights, Panel Lights, Surface panels etc. Our products are best and up to the specific desires of customers, to offer them which, we have hired a team of specialized personnel. While offering products to the customers, they ensure reliability as well as the excellence of the solutions and thereby making customers completely satisfied. The dedicated professionals committed to the design and manufacture of our products is highly qualified and skilled. They are selected after stringent analysis of their expertise and industry knowledge.

Our company has achieved a reputed position in the market and this is possible due to the guidance of Owner, “Mr. Avnish Kumar” and Sales Head " Mr. Gagan Bhandari". Apart from this, our dedicated team undertakes every task with tremendous efforts in order to give the best to our customers.



GLOW LIFE



LED NIGHT BULB

Heavy Duty PC body
with Premium Satin finish

Heavy Duty
LED Driver

Easy Smooth
Installation

Model No.	Wattage	Lumens	Master Pack
BL-0.5	0.5 W	50	50 Pcs.

Specification

Colour Temperature	Red / Blue / Green / Yellow / White
Power Factor	>0.50
Input Voltage	AC 90 - 400 V
Base Type	B22d
Ingress Protection (IP)	IP20



IT/ITES



COMMERCIAL



INDUSTRIAL



HOSPITALITY



HEALTHCARE



Latest Design

Energy Saving

High Brightness

Life more than 35000 Hrs.

90% Driver Efficiency



GLOW LIFE



LED BULB

Heavy Duty AL body
with Premium Satin finish

Heavy Duty
LED Driver

Easy Smooth
Installation

Model No.	Wattage	Lumens	Master Pack
BL-7	7 W	770	50 Pcs.
BL-9	9 W	990	50 Pcs.
BL-12	12 W	1320	50 Pcs.
BL-15	15 W	1650	50 Pcs.
BL-18	18 W	1980	25 Pcs.
BL-23	23 W	2530	25 Pcs.

Specification	
Colour Temperature	6500K/ 4000K/ 3000K
Power Factor	> 0.90
Surge Protection	4KV Surge
Input Voltage	AC 90 - 400 V
Base Type	B22d/ E27
Colour Rendering Index (CRI)	> 80
Total Harmonic Distortion (THD)	< 20%
Ingress Protection (IP)	IP20



IT/ITES



COMMERCIAL



INDUSTRIAL



HOSPITALITY



HEALTHCARE



Latest Design

Energy Saving

High Brightness

Life more than 35000 Hrs.

90% Driver Efficiency



GLOW LIFE



LED HIGHER WATTAGE BULB



Heavy Duty AL body
with Premium Satin finish

Heavy Duty
LED Driver

Easy Smooth
Installation

Model No.	Wattage	Lumens	Master Pack
HL-30	30 W	3300	10 Pcs.
HL-40	40 W	4400	10 Pcs.
HL-50	50 W	5500	10 Pcs.

Specification

Colour Temperature	6500K/ 4000K/ 3000K
Power Factor	> 0.90
Surge Protection	4KV Surge
Input Voltage	AC 90 - 400 V
Base Type	B22d/ E27
Colour Rendering Index (CRI)	> 80
Total Harmonic Distortion (THD)	< 20%
Ingress Protection (IP)	IP20



IT/ITES



COMMERCIAL



INDUSTRIAL



HOSPITALITY



HEALTHCARE

**1 YEARS
WARRANTY**

Latest Design

Energy Saving

High Brightness

Life more than 35000 Hrs.

90% Driver Efficiency



GLOW LIFE



LED INVERTER BULB

High Power Backup upto 4 Hrs.	Powerful Lithium Battery 2200 mAh	Long Battery** Life 500+ charging cycle	Generator & Inverter Compatible
-------------------------------------	---	---	---------------------------------------

Model No.	Wattage	Lumens	Master Pack
IB-10	10 W	1000	50 Pcs

Specification	
Colour Temperature	6500K
Power Factor	> 0.90
Surge Protection	4KV Surge
Input Voltage	AC 90 - 400 V
Base Type	B22d
Colour Rendering Index (CRI)	> 80
Total Harmonic Distortion (THD)	< 20%
Ingress Protection (IP)	IP20



IT/ITES



COMMERCIAL



INDUSTRIAL



HOSPITALITY



HEALTHCARE



(For Bulb Only)

*Bulb has warranty of 2 years
**Battery has warranty of 1 year.

Latest Design

Energy Saving

High Brightness

Life more than 35000 Hrs.

90% Driver Efficiency



GLOW LIFE



LED TUBELIGHT (T5)



Heavy Duty PC body
with Premium Satin finish

Heavy Duty
LED Driver

Easy Smooth
Installation

Model No.	Wattage	Lumens	Feet
TL-5	5 W	550	1 Ft.
TL-10	10 W	1100	2 Ft.
TL-20	20 W	2200	4 Ft.

Specification	
Colour Temperature	6500K / 4000K / 3000K
Power Factor	> 0.95
Surge Protection	4KV Surge
Input Voltage	AC 90 - 400 V
Base Type	Wall / Ceiling Mount
Colour Rendering Index (CRI)	> 80
Total Harmonic Distortion (THD)	< 20%
Ingress Protection (IP)	IP40



IT/ITES



COMMERCIAL



INDUSTRIAL



HOSPITALITY



HEALTHCARE

2 YEARS
WARRANTY

Latest Design

Energy Saving

High Brightness

Life more than 50000 Hrs.

90% Driver Efficiency



GLOW LIFE



LED CONCEAL LIGHT

(AL Body)

(PC Body)



Model No.	Wattage	Lumens	Housing
CL-3	3 W	300	PC Body
CL-5	5 W	500	PC Body
CL-7	7 W	700	AL Body

Heavy Duty AL/PC body
with Premium Satin finish

Heavy Duty
LED Driver

Easy Smooth
Installation

Specification

Colour Temperature	6500K / 4000K / 3000K / Red / Blue / Green
Power Factor	> 0.90
Surge Protection	2.5KV Surge
Input Voltage	AC 90 - 400 V
Base Type	Recessed
Colour Rendering Index (CRI)	> 80
Total Harmonic Distortion (THD)	< 15%
Ingress Protection (IP)	IP20



IT/ITES



COMMERCIAL



INDUSTRIAL



HOSPITALITY



HEALTHCARE

2 YEARS
WARRANTY

Latest Design

Energy Saving

High Brightness

Life more than 50000 Hrs.

90% Driver Efficiency



GLOW LIFE



LED DOWNLIGHTER - Surface Panel(PC)



Heavy Duty PC body
with Premium Satin finish

Heavy Duty
LED Driver

Easy Smooth
Installation

Model No.	Wattage	Cut Size	Lumens
DL-6 AL-S	6 W	4"	660
DL-12 AL-S	12 W	6"	1320
DL-18 AL-S	18 W	8"	1980

Specification

Colour Temperature	6500K / 4000K / 3000K
Power Factor	> 0.95
Surge Protection	2.5KV Surge
Input Voltage	AC 90 - 400 V
Base Type	Surface
Colour Rendering Index (CRI)	> 80
Total Harmonic Distortion (THD)	< 15%
Ingress Protection (IP)	IP40
Design	Round / Square



IT/ITES



COMMERCIAL



INDUSTRIAL



HOSPITALITY



HEALTHCARE

2 YEARS
WARRANTY

Latest Design

Energy Saving

High Brightness

Life more than 50000 Hrs.

90% Driver Efficiency



GLOW LIFE



LED FLOOD LIGHT



Heavy Duty AL body
with Premium Satin finish

Heavy Duty
LED Driver

Easy Smooth
Installation

Model No.	Wattage	Lumens
FL-20-SX	20 W	2200
FL-30-SX	30 W	3300
FL-50-SX	50 W	5500
FL-50-RGB	50 W (RGB)	5000
FL-50P-SX	50 W (P)	5500
FL-100-SX	100 W	11000
FL-150-SX	150 W	16500
FL-200-SX	200 W	22000

Specification	
Colour Temperature	6500K / 3000K
Power Factor	> 0.95
Surge Protection	5KV Surge
Input Voltage	AC 90 - 400 V
Base Type	Hanging
Colour Rendering Index (CRI)	> 80
Total Harmonic Distortion (THD)	< 10%
Ingress Protection (IP)	IP65 / IP66
Dispersion Angle	> 120°



IT/ITES



COMMERCIAL



INDUSTRIAL



HOSPITALITY



HEALTHCARE

2 YEARS
WARRANTY

Latest Design

Energy Saving

High Brightness

Life more than 50000 Hrs.

90% Driver Efficiency



GLOW LIFE



LED STADIUM FLOOD LIGHT

Heavy Duty AL body
with Premium Satin finish

Heavy Duty
LED Driver

Easy Smooth
Installation

Model No.	Wattage	Lumens
SFL-200	200 W	22000
SFL-300	300 W	33000
SFL-400	400 W	44000

Specification

Colour Temperature	6500K / 3000K
Power Factor	> 0.95
Surge Protection	7KV Surge
Input Voltage	AC 90 - 400 V
Base Type	Hanging / Pole Mount
Colour Rendering Index (CRI)	> 80
Total Harmonic Distortion (THD)	< 10%
Ingress Protection (IP)	IP67
Dispersion Angle	> 120°



STADIUM



INDUSTRIAL



ROADS



Latest Design

Energy Saving

High Brightness

Life more than 50000 Hrs.

90% Driver Efficiency



GLOW LIFE



LED STREET LIGHT

Heavy Duty AL body
with Premium Satin finish

Heavy Duty
LED Driver

Easy Smooth
Installation

Model No.	Wattage	Lumens
SL-30-SX	30 W	3300
SL-50-SX	50 W	5500
SL-100-SX	100 W	11000

Specification

Colour Temperature	6500K / 3000K
Power Factor	> 0.95
Surge Protection	5KV Surge
Input Voltage	AC 90 - 400 V
Base Type	Pole Mount
Colour Rendering Index (CRI)	> 80
Total Harmonic Distortion (THD)	< 10%
Ingress Protection (IP)	IP65 / IP66
Dispersion Angle	> 120°



IT/ITES



COMMERCIAL



INDUSTRIAL



HOSPITALITY



HEALTHCARE

2 YEARS
WARRANTY

Latest Design

Energy Saving

High Brightness

Life more than 50000 Hrs.

90% Driver Efficiency



GLOW LIFE



LED SOLAR STREET LIGHT

Heavy Duty AL body
with Premium Satin finish

Heavy Duty
LED Driver

Easy Smooth
Installation

Model No.	Wattage	Lumens	LED Numbers	Battery	Solar Panel
SLS-15-SX	15 W	1650	20	3.2V, 5AH	6V, 5W
SLS-30-SX	30 W	3300	40	3.2V, 10AH	6V, 10W
SLS-50-SX	50 W	5500	60	3.2V, 15AH	6V, 15W

Specification

Colour Temperature	6500K
Base Type	Pole Mount
Sensor Method	A.O. & Sensor
Charging Time	6-8 Hours by bright Sunlight
Working Hours	3-5 Days even in rainy days
Housing Material	ABS FR
Waterproof	IP65
Beam Angle	140° * 75°



IT/ITES



COMMERCIAL



INDUSTRIAL



HOSPITALITY



HEALTHCARE



Latest Design

Energy Saving

High Brightness


Life more than 50000 Hrs.

90% Driver Efficiency




UPCOMING PRODUCTS

HOME AUTOMATION SYSTEM




STRIP LIGHT



UP-DOWN DOWNLIGHTER



4 WAY DOWNLIGHTER



TRACK LIGHT



NETWORK

DELHI ★ HARYANA ★ UTTAR PRADESH (W) ★ UTTARAKHAND

PUNJAB ★ HIMACHAL PRADESH ★ JAMMU & KASHMIR ★

Maharashtra ★ Kerla ★ Assam ★ KARNATAKA ★ M.P

GLOW LIFE
light up your life

LED LIGHT



GLOW LIFE ELECTRONICS

Corp. Office : G-113,shivalik nagar, Haridwar

Works : Godown no. 2,Shree Azad Complex, Bahadarbad
industrial area near VRL logistics , Haridwar (249402)