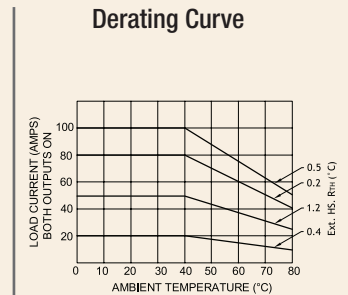
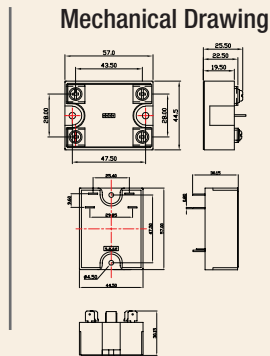
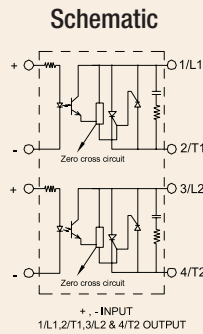


001 SJ/K DUAL OUTPUT

**Dual O/P SSR (600VAC)
10~50Amps**

INPUT : DC Control
OUTPUT : Back to Back SCR



Salient Features

- Input control: Single/Dual • Output connections: Screws/Fasten Tabs • Opto Isolation 4000 VAC
- Zero Voltage/Random Turn On • Reverse Voltage Protection • TTL Compatible (Sink Mode)
- Output NO Configuration • Built - In Snubber • Panel/DIN Mountable

ELECTRICAL SPECIFICATION @ TA = 25°C			NOTE: FOR RANDOM T-ON SSR, ADD LETTER 'K' IN PLACE OF 'J'			
PARAMETER	SYMBOL	UNIT	PRODUCT PART NUMBERS			
			001 SJDA 601000***	001 SJDA 602500***	001 SJDA 604000***	001 SJDA 605000***

INPUT

PARAMETER	SYMBOL	UNIT	001 SJDA 601000***	001 SJDA 602500***	001 SJDA 604000***	001 SJDA 605000***
Control Voltage Range		Vdc	4-32*	4-32*	4-32*	4-32*
Control Current Range		mA	1-20	1-20	1-20	1-20
Pick-up Voltage		Vdc	4.0	4.0	4.0	4.0
Drop-out Voltage		Vdc	1.0	1.0	1.0	1.0
Input Resistance		KOhms	1.6	1.6	1.6	1.6

OUTPUT

PARAMETER	SYMBOL	UNIT	001 SJDA 601000***	001 SJDA 602500***	001 SJDA 604000***	001 SJDA 605000***
RMS on State Current	IT	A	10	25	40	50
Mains Control Voltage	Vrms	Vac	48-660	48-660	48-660	48-660
Rep Peak Off State Voltage	Vdrm	Vpk	1200	1200	1200	1200
Peak One Cycle Surge Current (Non-Rep)	ITSM	A	83	300	500	520
On State Voltage Drop	VTM	Vac	1.6	1.6	1.6	1.6
Off State Leakage Current	ldrm	mA	5	5	5	5
Zero T-On Voltage		Vpk	25	25	25	25
Critical Rate of Rise Off State Voltage	dv/dt	V/μs	200	300	1000	1000
Holding Current	IH	mA	30	50	150	150
Fusing Current	I²T	A²s	41	510	1250	1350
Thermal Resistance	RTH	°C/W	3.0	2.35	0.6	1.0
Turn-On [Zero/Random]	T-On	ms	10/0.1	10/0.1	10/0.1	10/0.1
Turn-Off [Zero/Random]	T-Off	ms	10	10	10	10
Frequency Range	f	Hz	47~63	47~63	47~63	47~63
Operating Temp	T Oper	°C	-30 to +80	-30 to +80	-30 to +80	-30 to +80

*For AC Input add A in place of D. *Specification for AC/AC SSR: I/P ON: 18-24 Vac. Also option of 4-15 Vdc available.

***Add DPDT/SPDT to the part above number as per requirement.

