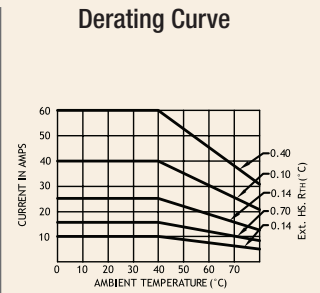
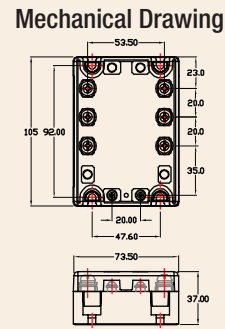
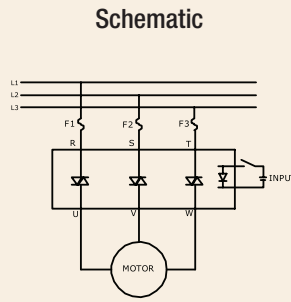


Series: 012 J/K

**Three Phase SSR (480VAC)
10~60Amps**

INPUT : DC Control
OUTPUT : Triac



Salient Features

- Opto Isolation 4000 VAC • Input Control DC • Zero Voltage Turn On/Random Turn On • Load Current 3x10A/16A/25A/40A/60A
- Reverse Polarity Protection for DC Input Control • Universal Input (optional) • Safety Cover Provision to Meet IP 20 Protection

ELECTRICAL SPECIFICATION @ TA = 25°C			NOTE: FOR RANDOM T-ON SSR, ADD LETTER 'K' IN PLACE OF 'J'				
PARAMETER	SYMBOL	UNIT	PRODUCT PART NUMBERS				
			012 JDA 481000	012 JDA 481600	012 JDA 482500	012 JDA 484000	012 JDA 486000

INPUT

PARAMETER	SYMBOL	UNIT	012 JDA 481000	012 JDA 481600	012 JDA 482500	012 JDA 484000	012 JDA 486000
Control Voltage Range		Vdc	3-32	3-32	3-32	3-32	4-32
Control Current Range		mA	50	50	50	50	50
Pick-up Voltage		Vdc	3.0	3.0	3.0	3.0	4.0
Drop-out Voltage		Vdc	1.0	1.0	1.0	1.0	1.0
Input Resistance		KOhms	0.65	0.65	0.65	0.65	0.65

OUTPUT

PARAMETER	SYMBOL	UNIT	012 JDA 481000	012 JDA 481600	012 JDA 482500	012 JDA 484000	012 JDA 486000
RMS on state Current	IT	A	10	16	25	40	60
Mains Control Voltage	Vrms	Vac	48-480	48-480	48-480	48-480	48-480
Rep Peak Off state Voltage	Vdrm	Vpk	800	800	800	800	800
Peak one cycle surge Current (Non-Rep)	ITSM	A	100	160	250	400	750
On state Voltage Drop	V _{TM}	Vac	1.6	1.6	1.6	1.6	1.6
Off state Leakage current	I _{drm}	mA	5	5	5	5	5
Zero T-On Voltage		Vpk	25	25	25	25	25
Critical Rate of Rise Off state Voltage	dv/dt	V/μs	400	400	500	500	500
Holding Current	I _H	mA	50	50	75	80	100
Fusing Current	I ² T	A ² s	55	144	340	880	2800
Thermal Resistance	R _{TH}	°C/W	2.4	2.1	0.9	0.6	0.6
Turn-On [Zero/Random]	T-On	ms	10/0.1	10/0.1	10/0.1	10/0.1	10/0.1
Turn-Off [Zero/Random]	T-Off	ms	10	10	10	10	10
Frequency Range	f	Hz	47~63	47~63	47~63	47~63	47~63
Operating Temp	T Oper	°C	-30 to +80	-30 to +80	-30 to +80	-30 to +80	-30 to +80

