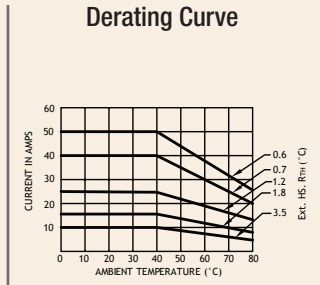
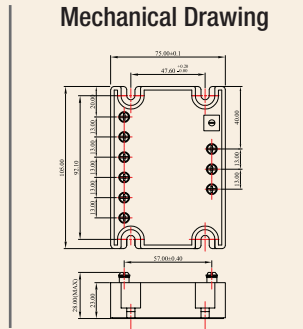
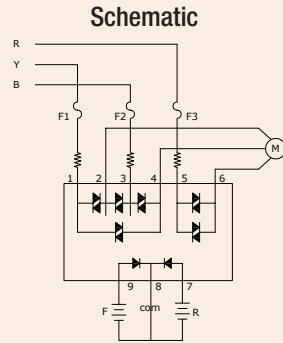


Series: MSS 012 RJ/K

**3Ph MSS/Reverse SSR (480VAC)
10~50Amps**

INPUT : DC Control
OUTPUT : Triac



Salient Features

- Opto Isolation 2500 VAC
- Instant Turn on Switching
- Load Current 3 x 10A, 25A, 40A & 50A

ELECTRICAL SPECIFICATION @ TA = 25°C			NOTE: FOR ZERO VOLTAGE T-ON SSR, ADD LETTER 'J' IN PLACE OF 'K'				
PARAMETER	SYMBOL	UNIT	PRODUCT PART NUMBERS				
			MSS 012 RKDA 481000	MSS 012 RKDA 481600	MSS 012 RKDA 482500	MSS 012 RKDA 484000	MSS 012 RKDA 485000

INPUT

PARAMETER	SYMBOL	UNIT	MSS 012 RKDA 481000	MSS 012 RKDA 481600	MSS 012 RKDA 482500	MSS 012 RKDA 484000	MSS 012 RKDA 485000
Control Voltage Range		Vdc	18-24	18-24	18-24	18-24	18-24
Control Current Range		mA	80	80	80	80	80
Pick-up Voltage		Vdc	18	18	18	18	18
Drop-out Voltage		Vdc	1.0	1.0	1.0	1.0	1.0
Input Resistance		KOhms	0.3	0.3	0.3	0.3	0.3

OUTPUT

PARAMETER	SYMBOL	UNIT	MSS 012 RKDA 481000	MSS 012 RKDA 481600	MSS 012 RKDA 482500	MSS 012 RKDA 484000	MSS 012 RKDA 485000
RMS on state Current	IT	A	10	16	25	40	50
Mains Control Voltage	Vrms	Vac	48-480	48-480	48-480	48-480	48-480
Rep Peak Off state Voltage	Vdrm	Vpk	800	800	800	800	800
Peak one cycle surge Current (Non-Rep)	ITSM	A	100	160	260	350	520
On state Voltage Drop	V _{TM}	Vac	1.6	1.6	1.6	1.6	1.6
Off state Leakage current	I _{drm}	mA	20	20	20	20	20
Zero T-On Voltage	Z _{vs}	Vpk	25	25	25	25	25
Critical Rate of Rise Off state Voltage	dv/dt	V/μs	250	250	250	500	1000
Holding Current	I _H	mA	100	100	150	150	150
Fusing Current	I ² T	A ² s	50	120	260	610	1250
Thermal Resistance	R _{TH}	°C/W	3.5	2.5	1.5	1.0	0.7
Turn-On [Zero/Random]	T-On	ms	10/0.1	10/0.1	10/0.1	10/0.1	10/0.1
Turn-Off [Zero/Random]	T-Off	ms	10	10	10	10	10
Frequency Range	f	Hz	47~63	47~63	47~63	47~63	47~63
Operating Temp	T Oper	°C	-30 to +80	-30 to +80	-30 to +80	-30 to +80	-30 to +80

