




SPECIALIST IN
P.E.B. STRUCTURES





ABOUT US

PEB Surya Infra Steel Pvt. Ltd. is a pre-engineered steel buildings manufacturing company. The service division was established in 2009 by young and dynamic Mechanical engineers who later founded the PEB division in 2018. Within a short span of 4 years We have built over 7 billion square feet of buildings at various locations in India over 75 projects representing a wide variety of structures and virtually every type of industry.

Timely completion and professional execution are the hallmark of the company. We believe in delivering on our commitments. This is why our clients reward us with so much repeat business- over 70% of our projects come from existing clients who have confidence in our ability to meet their expectations without compromising on quality.

VISION

To be a Premier supplier, which offers prompt, reliable and customer centric services to its clientele in India and to become a market leader in the years to come.

MISSION

We are committed to provide complete building solutions to our customers through a proactive and responsive approach to customers' needs by providing Quality. The Company is also committed to continually provide training and growth opportunities to its employees.

STRENGTHS

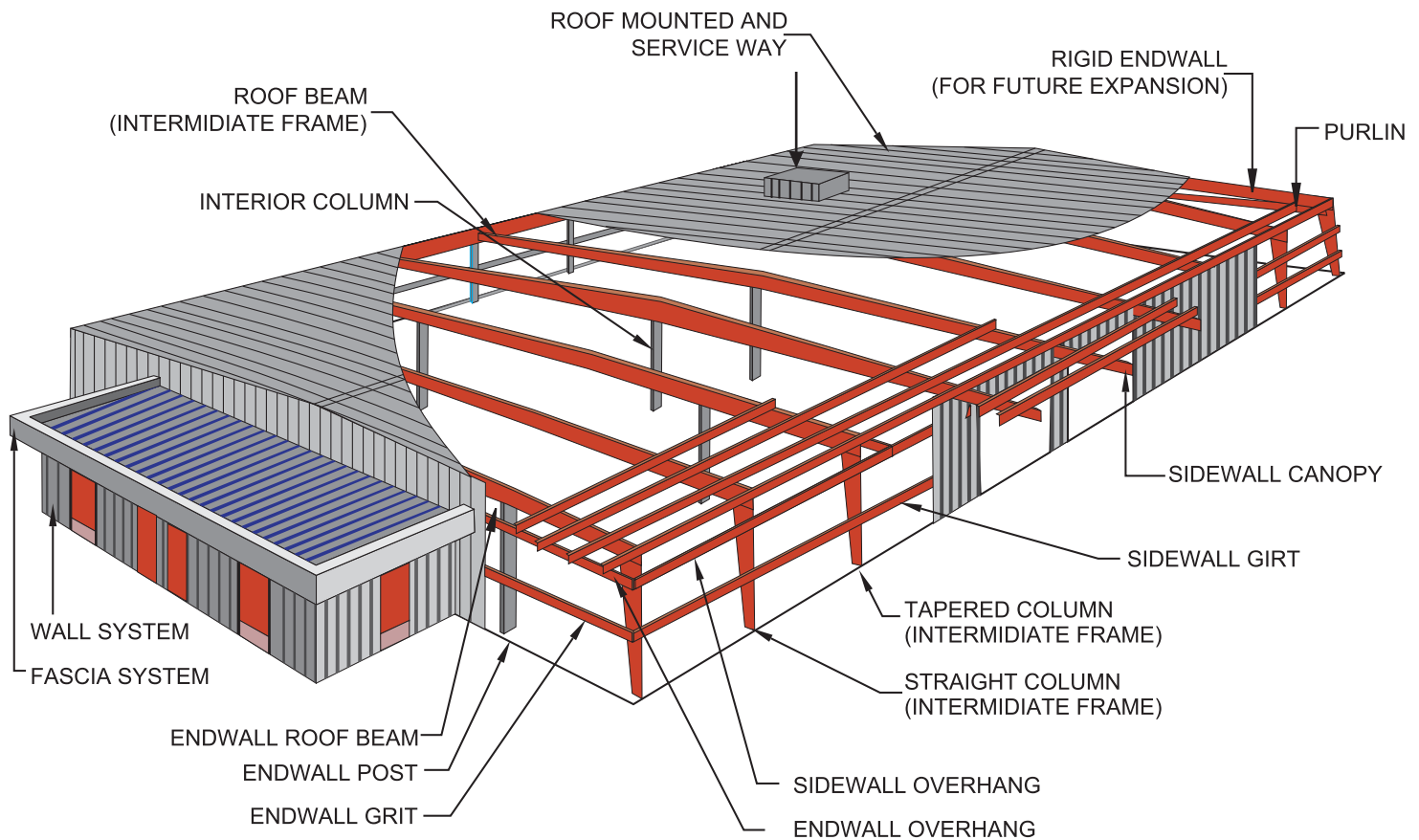
Prompt and action oriented decisions.

Honesty and Integrity in dealing with the customers.

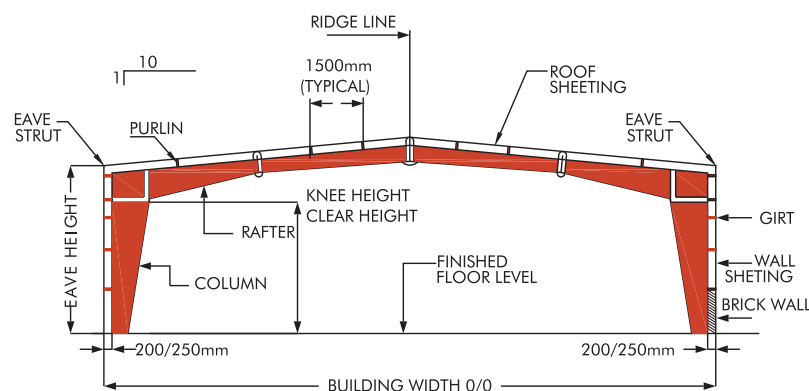
Clarity in dealing with customers and respecting the commitments made to customers.

Quality service to our customers and continuous efforts to improve our process and strategy to meet the changing needs of the customers.





BASIC BUILDING PARAMETERS



APPLICATIONS

- Warehouse
- Cold Storage
- Petrol Station
- Commercial Complex
- College and School
- Badminton Courts
- Industrial Shed
- Industrial Factories
- Functional Hall
- Multi Storey Building
- Toll Plaza
- Poultry Farm House
- Airport Terminal Buildings
- Power Plants
- Railway Station
- Auditoriums

- Restaurants
- Aircrafts Hangers
- Super Markets
- Exhibition Halls
- Sport Halls
- Shopping Malls
- Hotels / Motels
- Showrooms

ADVANTAGES

- Single source responsibility
- Reduced construction cost
- Fast installation
- Quality control
- Maintenance free

PEB Surya Infra Steel Pvt. Ltd. India provides custom designs for your exact requirement with complete professional touch. The primary framing systems are shown below...



CLEAR SPAN

Practical Width - 20m - 40m



MULTI SPAN

Practical Width - 30m - 50m



MULTI SPAN 2 (MS-2)

Practical Width - 40m - 60m



MULTI SPAN 2 (MS-3)

Practical Width - 50m - 75m




MULTI GABLE

Practical Width - 50m - 100m



SINGLE SLOPE / MONO SLOP

Practical Width - 60m - 18m



LEAN TO

Practical Width - 6m - 20m



BUTTERFLY CANOPY / Y CANOPY

Practical Width - 6m - 18m

Standard Eave Height : 3m - 8m

Standard Spacing : 6m/7.5/9m

PRODUCT INFORMATION

SURYA PURLINS



SURYA - C & SURYA - Z

SURYA C and SURYA Z purlins are secondary members structures which serve as the basic material of constructions for fast-track projects. These purlins are characterized by high strength, yet low cost (as a result of the high strength to weight ratio). Surya purlins are supplied in required sizes and lengths and length with pre-punched holes for quick bolting.

Technical & Material Specification

thickness : 1.5mm to 3mm
Length : Upto 12000mm
Material : CR Steels Galvanized

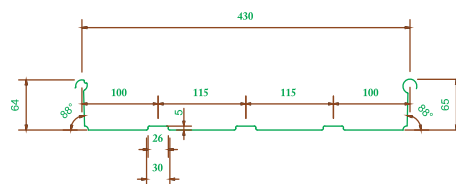
Yield Strength : 245/345 MPA Galvanized painted SURYA C and SURYA Z purlins made of hot rolled coils gsm / 90 gsm / 120 gsm / 175 gsm Coating as per customer requirement.

BENEFITS OF SURYA PURLINS/CHANNELS

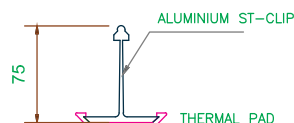
- High strength to weight ratio
- Economical
- Can be used for large Spans
- Better Quality & Finish
- Quick Installation.

Standing Seam Roofing System SSRS-430

Turbo Ventilating System



STANDING SEAM
SURYA ZIP 430

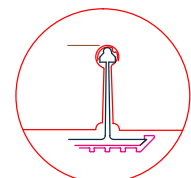


100% Leak Proof

Screw Less

Metal Roofing System

ALUMINIUM ST-CLIP



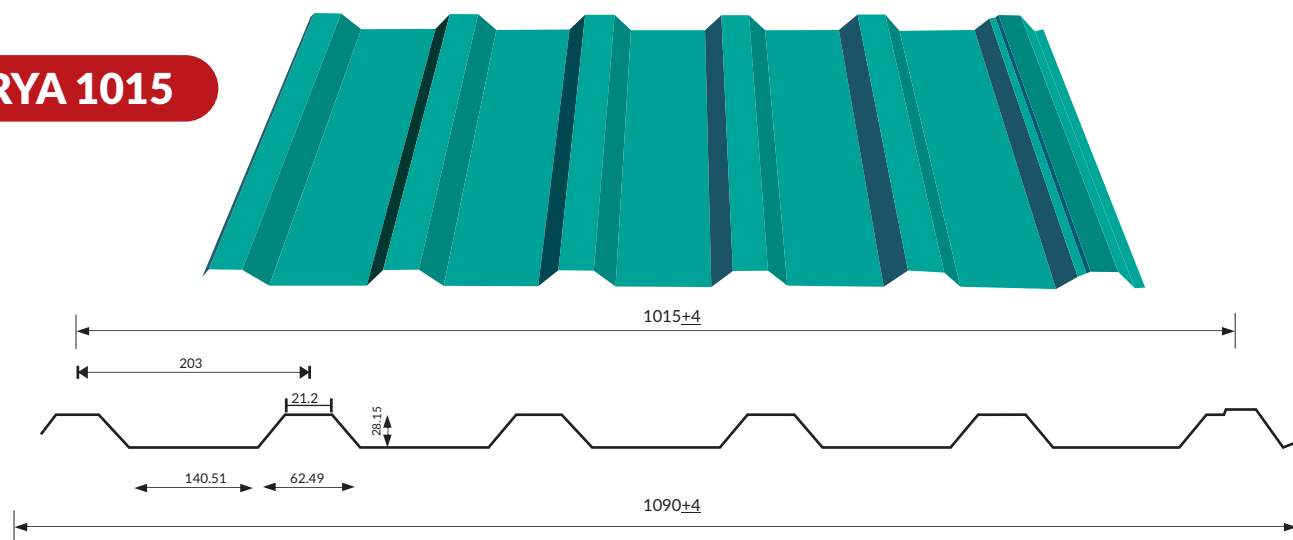
Surya Roof Cladding Systems

With high precision Roll forming and Component forming machines, you can be assure about the quality & reliability of PEB Surya Infra Steel Pvt. Ltd. metal roofing solutions. PEB Surya Infra Steel Pvt. Ltd. roofing sheets are available in pre-painted galvanized / galvalume iron these roofing sheets are available in a range of superior and aesthetic colors for Roofing and wall Cladding. These Roofing Sheets have excellent corrosion and weather resistance there by ensuring low maintenance and long durability of the roofing system.

Surya Wall Cladding Systems

Surya Infra Steel PEB use high tensile steel as base material with a coating of high. quality alloy of AL & Zn. Technical Specifications of Aluminium-Zinc-Alloy Coated steel or only zinc coated steel.

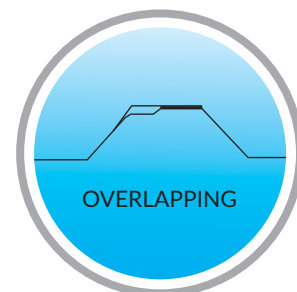
SURYA 1015



APPLICATION

Surya 1000 Trapezoidal Profiles are used for widely diverse applications. Due to Large range of geometric designs, they offer variety of architectural possibility. Surya1000 Trapezoidal Profiles are supplied not only in different section and thickness but also various lengths and required dimensions. This profile is suitable for Roof and Wall Panels.

Surya 1000 Trapezoidal Profile is for industry or trade, Stadium, Industrial factories, Cold Storage, Ware House, Airport Hanger, Railway station, Bus Stop, Under construction Building Boundaries & Architectural installation etc.



MATERIAL SPECIFICATIONS

PRE PAINTED GALVANISED IRON (PPGI)

- Material Confirm to : IS 277, IS 513 & IS 14246
- Coating On : Hot Dip Galvanised Iron
- Thickness : Standard Thickness of 0.50mm TCT
- Zn Coating (GSM) : Zn 120
- Paint Systems : Regular Modified Polyester Paint (RMP) Optional (SMP, SDP & PVdF)
- Mpa : 245 Mpa
- Primer Service Coat : 5 microns Epoxy /
- Top Coat (Exposed Surface) : 15 to 17 microns
- Bottom Coat : 5 to 7 microns

GALVALUME MILL FINISH (BARE GALVALUME)

- Material Confirm to : AS 1397
- Coating On : Cold Rolled Steel
- Thickness : Standard Thickness of 0.47/0.50 mm TCT
- AL-Zn Coating (GSM) : AZ 150 / AZ 70
- MPa : 245 / 350 / 550 Mpa

PRE PAINTED GALVALUME STEEL SHEETS (PPGL)

- Material Confirm to : AS 1397
- Coating On : Galvalume
- Thickness : Standard Thickness of 0.50mm TCT
- AL-Zn Coating (GSM) : AZ 150 / AZ 70
- Paint Systems : Regular Modified Polyester Paint (RMP) Optional (SMP, SDP & PVdF)
- Mpa : 245 / 350 / 550 Mpa
- Primer Service Coat : 5 microns Epoxy /
- Top Coat (Exposed Surface) : 18 to 20 microns
- Bottom Coat : 8 to 10 microns

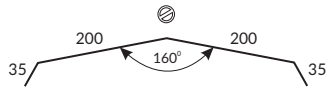
AVAILABLE LENGTH

- Supplied in maximum length up to 12 mtrs.

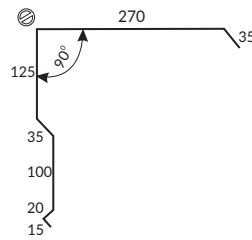
SURYA 1000 : Is also available in Aluminium Mill Finish / Colour Coated.

Thickness Range : 0.47mm/0.50mm / 0.55mm / 0.60mm / 0.71mm / 1.20mm

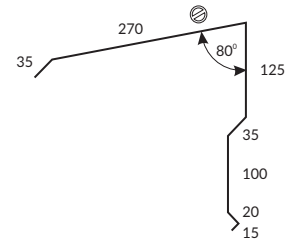
PLAIN ACCESSORIES



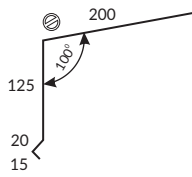
Ridge Flashing



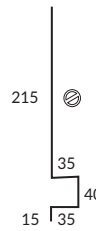
Barge Flashing



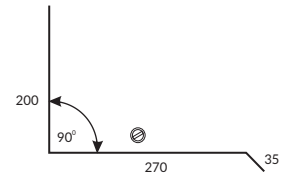
Single Ridge Flashing



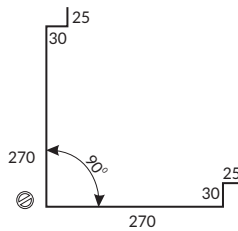
Gutter Flashing



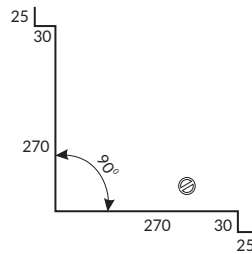
Drip Flashing



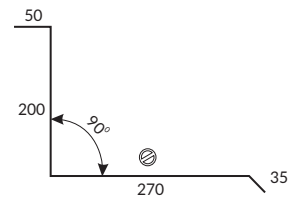
Apron Flashing



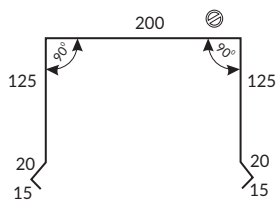
Comer Flashing (External)



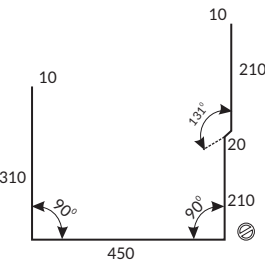
Comer Flashing (Internal)



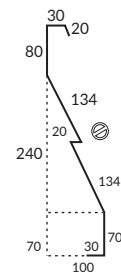
Wall Flashing



Cap Flashing




Gutter



Louvers





Polycarbonate Sheets




Multiwall Polycarbonate Sheets



Turbo Ventilators



Air Babble Insulation




Glasswool Insulation



Rockwool Insulation




PVC Louvers




PPGI / PPGL Louvers



UPVC Sheets



Sandwich PUF Pannel





Curve Sheets

ACCESSORIES

SURYA DECK

Surya Deck a type of Steel Decking profile - one of its kind in india- as per with international standards of steel design and stength, This decking can be used as a composite floor system or as a permanent work form. it binds with concrete slab and together forms a part of the floor structure. the interlocking between the concrete and the floor deck occur by a system of embossment and ribs that are built into floor Structure. the interlocking between the concrete slab. This fast and simple installation using high strength product, gives immediate access to a working platform of permanent from and positive reinforcement.



ADVANTAGES OF SURYA DECK

light weight - Reduces weight of concrete floor by almost 50%

Economical - dose not require additional Support, reduces use of concrete, reduces slab thickness, savings in reinforcement steel.

Time Saving - Easy and rapid installation: no major reinforcement required.

Multi-Faceted - Flooring, Roofing or cladding temperory or permanent shuttering, working platform during construction.

Multi-use - widely used in multiple-storey buildings, malls, markets, storage facilities mezzanines, bridges, walkways, platforms, warehouse, industrial sheds, control rooms.

Aesthetic Appeal - Offers internal polished look, available in very of colors, no need for internal plastepring of roofs.

OUR WORKING COMPANIES



GODREJ CONSUMER PRODUCTS LTD- AMBARNATH, MUMBAI



**BHARATI HOSPITAL,
KATRAJ, PUNE.**



AERO CANS INDIA PVT. LTD., SATARA



**YAPP INDIA AUTOMOTIVE SYSTEM
PVT. LTD., CHAKAN, PUNE**



**EPIROC MINING INDIA LTD,
UDAYPUR, RAJASTHAN**



**RADIANT INDUS CHEM PVT. LTD.,
AURANGABAD**



**PRAXAIR INDIA PVT. LTD.,
MURBAD, MUMBAI**



**B N PROFILE PVT. LTD.,
PIRANGUT, PUNE**



GOLDFIELD HOSPITALITY PVT. LTD., DAPOLI



TAURAL INDIA PVT. LTD., CHAKAN

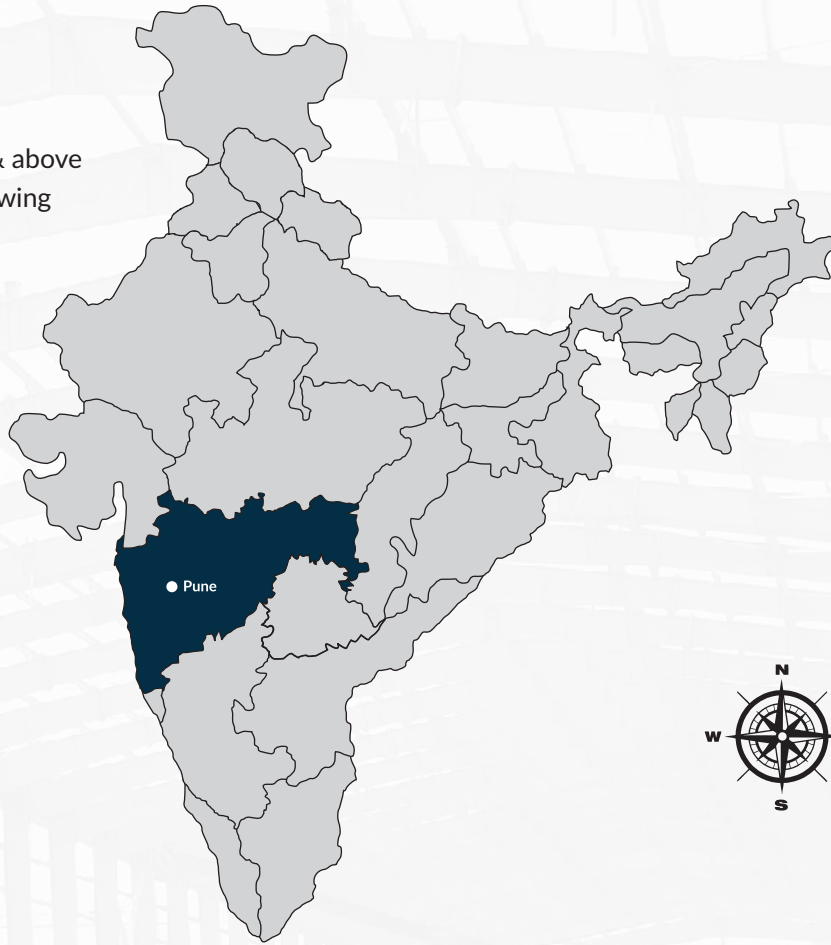


OUR VALUABLE CLIENTS



PEB Surya Infra Steel Pvt. Ltd. Advantage

- Faster Quotation
- Speedy Delivery
- Sheds from 10000 sq.ft. & above
- With foundation RCC drawing
- Building Erection
- Turnkey Project



PEB SURYA INFRA STEEL PVT. LTD.

Address : Block No. M414, Mega Center, Behind Noble Hospital, Pune - Solapur Road,
Hadapsar, Pune - 411028, Maharashtra, INDIA

E-mail: suryainfrasteel1000@gmail.com, admin@suryainfrasteel.com | **Website:** www.suryainfrasteel.com

Mobile : +91 9421776643, +91 8805581097