



The Strength of
INNOVATION



Mfg. of : Sheet Metal Machinery



PBR Series NC Hydraulic Press Brakes Machine

Width : 1500 to 6000 mm
Capacity : 20 Tons to 400 Tons

SALIENT FEATURES

- Mono Block Welded Steel Frame ultra tested-2062 steel plates rigid to provide accurate bending.
- All pivots have been hardened of ground pin bushes of five piece guide slide lubricated by central hand pump.
- Repetitive accuracy is within ± 0.5 mm.
- Ram travel parallelism without sensitive & complex servo hydraulics.
- Most reliable hydraulic components & sealing for international reputed design for 350 bar against operating pressure of 150 bar maximum.
- Three cycles operation inch, Single cycle & Auto for greater operator convenience.
- Three speed operation reduces ideal travel time which improves productivity.
- Bending force easily adjustable from front for forgue tools of bending soft material.
- Movable operator console is provided with switches for cycle selection, ram up-down travel, emergency stop & motor on/off.
- Manual backstop with micro adjustable swing stop facilitate reverse bend.
- Electrical panels & components are provided as per international reputed brands.
- Precisely designed of manufacture cylinders provided unlimited trouble-free life. Seals can be changed quickly without dismantaling the ram or need of crane.

Technical Specification

Model	Tonage	Table Length	Bending Capacity (In MS, UTS 45kg/mm ²)		Table Width mm	Clear Pass mm	Ram Stroke mm	Open Height mm	Throat Depth mm	Speed Approach Pressing Return	Power HP	Packing Dia. mm (LxWxH)
PBR215	20	1500	1.6x1500	2x1250	150	1050	100	250	100	35-9-35	2	1700x1050x1900
PBR320	30	2000	2x2000	3x1250	150	1550	100	250	200	30-7-30	3	2200x1150x1900
PBR425	40	2500	2x2500	3x1500	150	2050	100	250	200	40-8-40	3	2700x1150x1900
PBR515	50	1500	4x1500	5x1250	200	1050	100	250	200	35-7-35	5	1700x1050x1900
PBR520	50	2000	3x2000	4x1500	200	1550	100	250	200	35-7-35	5	2200x1050x1900
PBR525	50	2500	2.5x2500	3x2000	200	2050	100	250	200	35-7-35	5	2700x1050x1900
PBR625	65	2500	3x2500	4x2000	200	2050	150	330	200	30-5-30	5	2700x1200x2000
PBR630	65	3050	2.5x3000	3x2500	200	2550	150	330	200	30-5-30	5	3350x1200x2000
PBR825	80	2500	4x2500	5x2000	200	2050	150	330	200	38-6-45	7.5	2700x1550x2300
PBR830	80	3050	3x3000	4x2500	200	2550	150	330	200	38-6-45	7.5	3350x1550x2300
PBR1025	100	2500	5x2500	6x2000	200	2050	150	330	200	38-6-45	7.5	2700x1550x2300
PBR1030	100	3050	4x3000	5x2500	200	2550	150	330	200	38-6-45	7.5	3350x1550x2300
PBR1040	100	4050	3x4000	4x3000	200	3250	150	330	200	38-6-45	7.5	4250x1650x2300
PBR1225	125	2500	6x2500	8x2000	250	2150	150	350	300	38-5-40	10	2750x1650x2500
PBR1230	125	3050	5x3000	6x2500	250	2650	150	350	300	38-5-40	10	3350x1650x2500
PBR1240	125	4050	4x4000	5x3000	250	3250	150	350	300	38-5-40	10	4200x1650x2500
PBR1625	160	2500	8x2500	10x2000	230	2150	150	350	300	35-6-40	15	2750x1800x2600
PBR1630	160	3050	6x3000	8x2500	230	2650	150	350	300	35-6-40	15	3350x1800x2600
PBR2025	200	2500	10x2500	12x2000	230	2050	200	400	300	35-7-35	20	2850x2050x2750
PBR2030	200	3050	8x3000	10x2500	230	2550	200	400	300	35-7-35	20	3350x2050x2750
PBR2040	200	4050	6x4000	8x3000	230	4100	200	400	300	35-7-35	20	4350x2050x2750
PBR2530	250	3050	10x3000	12x2500	300	2550	200	400	300	35-6-40	25	3350x2100x2800
PBR3030	300	3050	12x3000	15x2500	300	2550	200	400	300	30-6-35	30	3350x2150x2900
PBR4030	400	3050	16x3000	20x2500	300	2550	250	500	350	30-5-35	40	3350x2200x3000

OPTIONAL ACCESSORIES

- Motorized back gauge with DRO.
- Extra Finger for standard Back gauge.
- Automatic Lubrication System.
- Extra Depth of throat.
- NC Back gauge with ball screw (Delta or Xinje).
- Colour Touch Screen 7".


STANDARD FEATURES & ACCESSORIES

- Main drive standard make motor.
- Electrical control panel with three speed inch, Single cycle, Auto mode of operation.
- Two front sheet supports.
- Manual back gauge with micro-adjustment swing stoppers.
- Pair of lifting chains.
- Fine stroke adjustment rod with limit switches.
- One suitable 5-way die and blade. (Segmented or full length, EN-9 not covered under warranty).
- Movable console with emergency device.
- Manual centralized lubrication system with hand pump.
- Bending chart.

HVR Series NC Hydraulic Shearing Machine

Width : 1500 to 6000 mm

Capacity : 3 mm to 20 mm



SALIENT FEATURES

- Mono Block Welded Steel rigid to deflection tensile movement of high tensile.
- Ease of accurate gap adjustment of blades for bur-free cuts.
- Polymide surfaced Hydraulic Hold down cylinders to prevent sliding of the plates during cutting operation.
- Motorized back gauge.
- Electronically adjustment RAKE ANGLE as per material of thickness for twist free cuts.
- Synchronized Beam guided system for constant gap between blades.
- Extra capacity to cut Hard-thicker plate than nominal capacity.
- Blades produced from High Alloying Steel with functional four sides.
- Adjustable Cutting & Clamping force for quality cutting & power saving.
- Rapid cutting of short pieces by electrical stroke adjustment system.

STANDARD FEATURES & ACCESSORIES

- Moving beam Synchronized by differential cylinders.
- Hardened rollers guide beam for constant blade gap.
- Blade gap easily adjustable by calibrated levers.
- Rake angle adjustable to suit thickness and material.
- Activation from consol and movable foot switch.
- Sheet clamped Hydraulically before cut starts.
- Stroke length - position can be set for short jobs.
- Beam returns on releasing foot switch for smaller cuts.
- Cutting area illuminated for clear view of ends.
- First two hold downs spaced closer at both ends.
- Squaring arm 1000mm at left with hardened liners.
- Squaring arm 600mm at right helps distribute wear.
- Front gauging by stopper-scale on squaring arm.
- Hardened rods on table for safe easier feeding.
- Two front supports for supporting longer plates.
- Front operated motorized back gauge.
- Compact, Low maintenance of silent Hydraulic system.
- Digital stroke - counter.

HVR 315, HVR 320, HVR 325, HVR 330 have sheet supports, manual backgauge & left squaring arm of 600mm length.

OPTIONAL ACCESSORIES

- Hydraulic rear sheet support.
- NC backgauge with ballscrew (Delta or Xinje).
- Colour Touch Screen 7".

Technical Specification

Model	Shearing Length (mm)	Nominal Rake Angle in MS	Maximum Rake Angle in MS	Nominal Rake Angle in SS	Maximum Rake Angle in SS	Rake Angle	Strokes/Min. at Min. & Max. Rake Angle	Hold Downs	Power HP	Packing Dia. mm (LxWxH)
HVR225	2500	2	3.15	1	1.6	1°	22-10	13	3	2900x1600x1500
HVR230	3000	2	3.15	1	1.6	1°	18-8	15	3	3400x1600x1500
HVR315	1500	3.15	4	2	3	1°15'	24-10	8	5	2250x1850x2050
HVR325	2500	3.15	4	2	3	1°15'	28-13	13	5	3200x1850x1950
HVR330	3000	3.15	4	2	3	1°15'	24-9	15	5	3700x1850x1950
HVR340	3000	3.15	4	2	3	1°15'	24-9	20	7.5	4750x1950x2050
HVR415	1500	4	6	3	4	1°37'	24-10	8	5	2250x1850x2050
HVR420	2000	4	6	3	4	1°37'	24-10	11	7.5	2750x1850x2050
HVR425	2500	4	6	3	4	1°37'	22-8	13	7.5	3300x2250x2400
HVR430	3000	4	6	3	4	1°37'	22-8	15	10	3700x2250x2400
HVR440	4000	4	6	3	4	1°45'	18-6	20	10	4500x2250x2400
HVR615	1500	6	8	4	6	1°45'	24-8	8	10	2250x1900x2100
HVR620	2000	6	8	4	6	1°45'	22-7	11	10	2750x1900x2100
HVR625	2500	6	8	4	6	1°45'	28-8	13	15	3300x2250x2500
HVR630	3000	6	8	4	6	1°45'	24-6	15	15	3800x2250x2500
HVR640	4000	6	8	4	6	2°	24-6	20	20	4800x2250x2500
HVR815	1500	8	10	6	8	2°	22-10	8	15	2250x2050x2200
HVR820	2000	8	10	6	8	2°	18-8	11	15	2750x2050x2200
HVR825	2500	8	10	6	8	2°	24-8	13	20	3300x2350x2600
HVR830	3000	8	10	6	8	2°	20-6	15	20	3800x2350x2600
HVR840	4000	8	10	6	8	2°	20-8	20	25	4800x2350x2600
HVR1015	1500	10	13	8	10	2°	20-10	8	15	2250x2050x2300
HVR1020	2000	10	13	8	10	2°	18-0	11	15	2750x2050x2300
HVR1025	2500	10	13	8	10	2°	24-8	13	20	3300x2500x2800
HVR1030	3000	10	13	8	10	2°	20-6	15	20	3800x2500x2800
HVR1040	4000	10	13	8	10	2°	18-6	20	30	4800x2500x2800
HVR1320	2000	13	16	10	13	2°	13-5	11	20	2750x2200x2500
HVR1325	2500	13	16	10	13	2°	15-10	13	25	3350x2600x2800
HVR1330	3000	13	16	10	13	2°	12-6	15	25	3800x2600x2800
HVR1340	4000	13	16	10	13	2°	10-4	20	30	4850x2200x2800
HVR1625	2500	16	20	13	16	2°	15-8	13	30	3500x2600x2900
HVR1630	3000	16	20	13	16	2°	12-6	16	30	4000x2600x2900
HVR1640	4000	16	20	13	16	2°	10-4	20	30	5100x2750x2900
HVR2025	2500	20	25	16	20	2°	15-8	13	40	3500x2750x3000
HVR2030	3000	20	25	16	20	2°	12-6	16	40	4000x2750x3000

Right to change specification, Features, Accessories without notices reserved.



Hydraulic C Type Press

Capacity : 15 ton to 200 ton

Application : Punching - Forming - Straightening
- Stamping - Embossing - Cutting

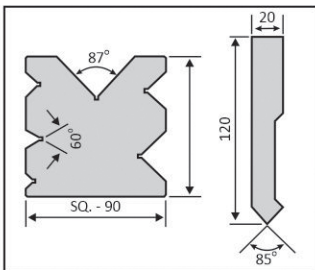


Hydraulic H Type Press

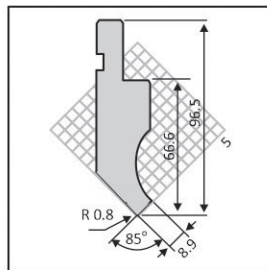
Capacity : 20 ton to 500 ton

Application : Punching - Forming - Straightening
- Stamping - Embossing - Cutting

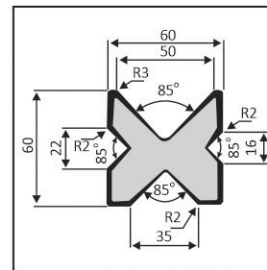
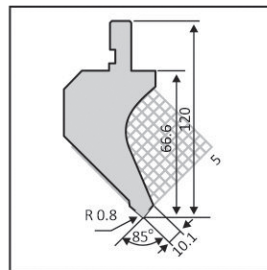
Tool Profile



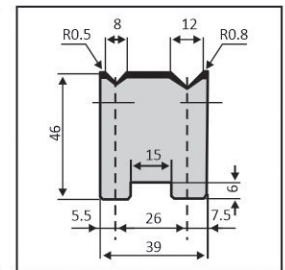
Standard Punch



Goose Neck Punch



4 "V" Die



2 "V" Die