



Chatterjee Infra Pvt. Ltd.
Excellence at its best



Chatterjee Infra Pvt. Ltd.

REALIZING A **SMARTER FUTURE**

FOR **MANUFACTURING** PRODUCTS

Plot No. 283, Manjusar GIDC, Near Bombardier Circle, Savli, Dist: Vadodara - 391 775

PRODUCTS RANGE WITH DESCRIPTION

SCAFFOLDING STEEL PLANK




The Scaffold Steel plank is an important part of the scaffolding. It is used as a walkway steel plank in the scaffolding system for construction safety.

The use of steel scaffold plank avoids the disadvantage of heavy water absorption and extreme slippery caused by rain on wooden scaffold planks.

The scaffold steel plank is connected with CO2 arc welding to against cracking and deformation, which to provide corrosion and rust resistance. It is lightweight and high strength, easy to erect, and highly reusable.

The scaffold steel plank is made up of Q195-Q235 steel as raw material and is widely used in all kinds of scaffolding systems.

STANDARD WIDTH	STANDARD HEIGHT	STANDARD LENGTH	SHEET THICKNESS	SURFACE FINISH
200 MM	38 MM	1000 MM to 3000 MM	1.4 MM	Painted Galvanised
230 MM			1.6 MM	
250 MM	MATERIAL OF CONSTRUCTION		1.8 MM	
280 MM	Mild Steel IS 2062 : E250		2.0 MM	
300 MM	Pre Galvanised IS 277			



ANTISKID PLANKS AUTO LOCK HOOK



ANTISKID PLANKS WITHOUT HOOK



MS BOX PIPE PLANKS / JALI / KHAPEDA



WALKWAY PLANKS

FAITH SCAFFOLDING SERVICES PVT.LTD. is a leading manufacturer, supplier and exporter of different types of Scaffolding Walkway Planks & solar walkway planks.

We are Providing Walkway Planks with Auto Lock Hook, with fix hooks, Planks without hooks & solar walkway planks.

We can customize Walkway Planks as per the customer requirements.

TOE BOARD/GUARD



ACRO PLATE WALL FORM

Acro plates are mainly manufactured by the heavy raw material such as sheet above 2.5 mm thick and angles size of 45x45x5 mm. FSPL Provides Acro plate in Standard as well as in Customised Sizes as per Clients' Requirements.



Acro Plate Wall Form

Size in MM	Weight
1250 x 200	14.30 kg
1250 x 230	15.25 kg
1250 x 300	19.00 kg
1250 x 350	22.00 kg
1250 x 400	24.00 kg
1250 x 450	25.25 kg
1250 x 500	27.00 kg
1250 x 600	34.00 kg
1250 x 750	40.00 kg

SHUTTERING PLATES

We are Manufacturer and supplier of Shuttering Plates. These Products are one of the core elements which are used for supporting building construction slabs, canopies, beams, lintels for RCC construction work. These plates provide a much needed alternative for wooden plates, as they are manufactured using non corrosive and durable materials.



WELDED SHUTTERING PLATE

SIZE IN FT.	~WEIGHT
3.0 x 0.9	08.00 kg
3.0 x 1.0	10.00 kg
3.0 x 1.3	11.00 kg
3.0 x 1.6	12.00 kg
3.0 x 2.0	16.00 kg

RIVETTED SHUTTERING

SIZE IN FT.	~WEIGHT
3.0 x 0.9	06.00 kg
3.0 x 1.0	07.00 kg
3.0 x 1.3	08.00 kg
3.0 x 1.6	10.00 kg
3.0 x 2.0	12.50 kg

GI SHUTTREING RUNNER


we are leading manufacturer & exporter of GI shuttering Runner that is widely used in slab as support. Available in different standard sizes like 50x50,75x50. We can customize as per client's requirement.




PRODUCTS RANGE WITH DESCRIPTION

CABLE TRAY & ACCESSORIES

Cable tray wiring systems offer significant advantages over conduit pipe and other wiring systems. Cable tray is more cost efficient, more reliable, more adaptable to changing needs and easier to maintain. In addition, its design does not contribute to potential safety problems associated with other wiring systems.



PRODUCTS RANGE WITH DESCRIPTION



GRATING

A grating is any regularly spaced collection of essentially identical, parallel elongated elements. Gratings usually consist of a single set of elongated elements, but can consist of two sets, in which case the second set is usually perpendicular to the first as (illustrated).

1. When the two sets are perpendicular this is also known as wikt: grid (as in grid paper) or a mesh.

LOAD CAPACITY

Medium Duty

THICKNESS

6-10 MM

MATERIAL

Mild Steel & Galvanized

SIZE

Customized

USAGE

Industrial



PRODUCTS RANGE WITH DESCRIPTION



FOUNDATION BOLT

Foundation Bolts are long threaded bolts, straight or bent in different styles, used for anchoring steel profiles and plates to concrete. Foundation bolts are coupled with hex nuts and plate washers to secure the joint. Foundation bolts are often used in bent profile such as J and L.

PRODUCT DETAIL	SIZE	GRADE	DIMENSION	CHEMICAL & MECHANICAL	FINISH
FOUNDATION BOLT (L TYPE & J -TYPE) & MORE	METRIC: M 6, M8 , M10 M12, M14, M16, M18, M20, M22, M24, M27, M30, M33 M36, M39, M42, M45, M48, M52	IS 2062 GR.A	AS PER DRG	IS 2062 GR.A	HOT DIP GALVANISED : IS 1367 PT 13 IS: 4759 BS EN: 1461, ASTM A153 ASTM A123



PRODUCTS RANGE WITH DESCRIPTION

FENCING WIRE

Barbed wire is one of the most widely used products for fencing purposes. Its application for security purposes ranging from not just residential homes but also industrial plots and agricultural farms. Its characterized by a double twisted wire with barbed wire placed at proportionate intervals. The reason for its wide popularity is because it's easy-to-use and is highly economical. The barbed wire manufactured is the best in class and as per IS: 278 standards with the sharpest barb and highest wire quality resulting in peace of mind to the end consumer.

Material	Wire Diameter	Surface Treatment
Iron	2.5-3 mm	Galvanized
Barb Distance	Barb Length	Length / Kg
3-5 inches	13-20 mm	25
Roll Weight	Wire Gauge	Colour
30 kg	12-14 Gauge	Silver, Red
Usage / Application	Coating	Length per Bundle
Boundary Wall , Agriculture , Residential	20-100 GSM	500 - 600 Running Feet







GET IN TOUCH WITH US

Plot No.283, Manjusar GIDC, Near Bombardier Circle, Savali, Dist: Vadodara - 391775

Email : info@chatterjeeinfra.com | cipl.brd@gmail.com

Mob : 7778001026 | 7778001507 Website : www.chatterjeeinfra.com