



Hand Held Portable UFM



Non Metallic Brief Case

Product Description

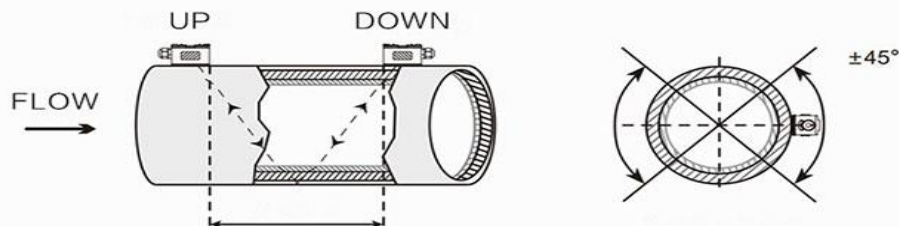
The **Hand Held Potable Clamp On Ultrasonic Flow Meter** is designed to measure the fluid velocity of liquid within a closed conduit. The transducers are a non-contacting, clamp-on type, which will provide benefits of non-fouling operation and easy installation.

The Ultrasonic clamp on flowmeter utilizes two transducers that function as both ultrasonic transmitters and receivers. The transducers are clamped on the outside of a closed pipe at a specific distance from each other. The transducers can be mounted in **V-method** where the sound transverses the pipe twice, or **W-method** where the sound transverses the pipe four times, or in **Z-method** where the transducers are mounted on opposite sides of the pipe and the sound crosses the pipe once. This selection of the mounting method depends on pipe and liquid characteristics. The ultrasonic flow meter operates by alternately transmitting and receiving a frequency modulated burst of sound energy between the two transducers and measuring the transit time that it takes for sound to travel between the two transducers. The difference in the transit time measured is directly and exactly related to the velocity of the liquid in the pipe.

SENSOR INSTALLATION

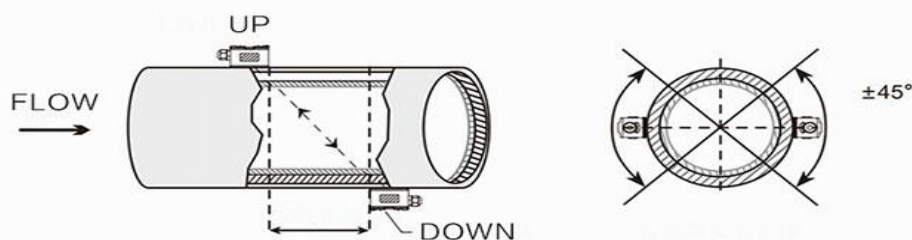
"V" INSTALLATION:

"V" method installation is a more standard installation method, easy to use and accurate measurement. When installed, it is suitable if the two sensors are horizontal in alignment with the center line and the pipeline axis, DN15mm–DN400mm.



"Z" METHOD INSTALLATION:

the installation of "Z" method is the most common method, which is characterized by the direct transmission of ultrasonic waves in the pipeline, no reflection (known as a single path), the Signal Attenuation Loss is minimal, DN100mm–DN6000mm.



Specifications

Range	DN 15 to DN 6000
Sensors Range	A) DN 15 to DN 100; B) DN 50 to DN 700; C) DN 300 to DN 6000
Accuracy	±1% of reading at rates>0.6 ft/s
Sensor Cable	5 mtr.
Display format	LCD with backlight,4x16 letters
Totalizer	Three 7-digit totalizers for net, positive, and negative flows respectively
Pipe Material	All metals, most plastics
Liquid Types	Virtually all clean liquids and liquids with minor solids (<10,000ppm)
Repeatability	0.2%
Response time	0-999seconds, user-configurable
Power supply	Ni-H Built-in batteries. 100V-240VAC for the charger
Rate Units	Meter, Feet, Cubic Meter, Liter, Cubic Feet, user-configurable
Communication Interface	RS 232 C
Temperature Range	Standard -30 to 90 °C; High Temperature -30 to 160 °C

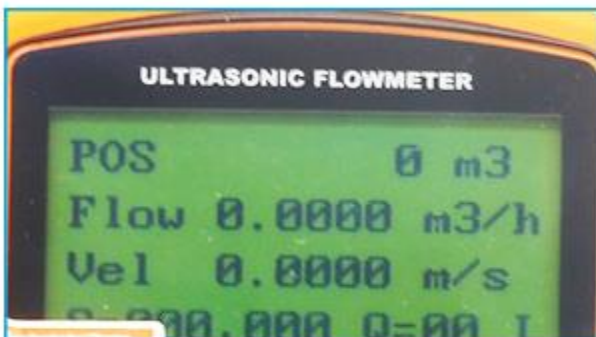
DETAIL DISPLAY



Standard air plug-in joint: quick installation and dismounting, corresponding to the connection color connection.



Silicone protective sleeve: use silicone protective sleeve, 360 ° full protection, anti-fall anti shock.





.LCD backlight display: including instantaneous, cumulative traffic, percentage of flow, alarm information, reading meter reading convenient and intuitive.



Suitable for all kinds of pipes: ordinary iron pipes, aluminum-copper pipes, PVC pipes, etc. Choosing appropriate sensors can be applied to different pipes.

ADJUSTABLE SENSORS

category	Picture display	Specifications	Model	Measurement of pipe diameter	temperature range
Standard		Standard Small model	S1	DN15–DN100	-30–90°C
		standard medium model	M1	DN50–DN700	-30–90°C
High-temperature		high temperature small model	S2	DN15–DN100	-30–160°C
		high temperature medium model	M2	DN50–DN700	-30–160°C
		high temperature large model	L2	DN300–DN6000	-30–160°C

Model Selection

NPUFM	Sensor Range / Temperature Range
	S1 – DN 15 to DN 100 / -30 °C to 90 °C
	M1 – DN 50 to DN 700 / -30 °C to 90 °C
	L1 – DN 300 to DN 6000 / -30 °C to 90 °C
	S2 – DN 15 to DN 100 / -30 °C to 160 °C
	M2 – DN 50 to DN 700 / -30 °C to 160 °C
	L2 – DN 300 to DN 6000 / -30 °C to 160 °C

STANDARD ACCESSORIES



Box case × 1



5m Cable × 2



Fixed rope × 2



Charger × 1



RS-232C cable × 1



tape measure × 1



Nectar Engineers

Regd. Address : JG1/27, Ground Floor, Vikaspuri, New Delhi – 110 018 India
Contact No. : +91 98107 69928
Email : nectarmktgdelhi@gmail.com; nectarsales5@gmail.com
GSTIN No. : 07AELPK4087L1ZY