

**OUR OTHER PRODUCTS**



**RACER**  
 Quality wins the race every time every place  
**RACER VALVES PRIVATE LIMITED**  
 (AN ISO 9001 : 2015 COMPANY)

**ANGEL ENGINEERING CO.**  
 Shop No - 14, Anandnagar, GIDC Makarpura,  
 Vadodara - 390010 (Guj., India) | Mo.: +91 973 772 5816, 635 553 7637  
**AN ISO 9001 : 2015 COMPANY**



D&P BY: BRENDAZ | 78780 96880 | 94260 82233



“STEP INTO A **NEW ERA** OF INDUSTRY WHERE **QUALITY MEETS GROWTH**”




**RACER**  
 RACER VALVES PRIVATE LIMITED  
 AN ISO 9001 : 2015 COMPANY






**IC Ball Valves,  
Single Piece Design,  
Screwed Ends**

**Design:** Single Piece  
**Size range:** 1/4" - 4"  
**MOC:** IC CF8 / CF8M  
**Ends:** Screwed Ends BSP (F) / NPT (F) / Socket Weld Ends



**IC Ball Valves,  
Single Piece Design,  
Flange Ends**

**Design:** Piece  
**Size range:** 1" - 4"  
**MOC:** IC CF8 / CF8M  
**Ends:** Flange Ends ASA 150#




**IC Ball Valves,  
Two Piece Design,  
Flange Ends**

**Design:** Two Piece  
**Size range:** 1/2" - 6"  
**MOC:** IC CF8 / CF8M  
**Ends:** Flange Ends ASA 150#



**IC Ball Valves,  
Three Piece Design,  
Screwed Ends**

**Design:** Three Piece  
**Size range:** 1/2" - 3"  
**MOC:** IC CF8 / CF8M  
**Ends:** Screwed Ends BSP (F) / NPT (F) / Socket Weld Ends



**IC Ball Valves,  
Three Piece Design,  
Flange Ends**

**Design:** Three Piece  
**Size range:** 1/2" - 12"  
**MOC:** IC CF8 / CF8M  
**Ends:** Flange Ends ASA 150# / ASA 300# / Table 'E' & Table 'F'




**IC Sight Glasses,  
[Full View & Double Window Type]**

**Design:** Full View Type and Double Window Type  
**Size range:** 1/2" - 6" (In Full View Type) & 1" - 4" (In Double Window Type)  
**MOC:** IC CF8 / CF8M  
**Ends:** Flange Ends ASA 150#



**IC Y Strainers, Screwed Ends & Flange Ends**

**Design:** Y Type Design  
**Size range:** 1/2" - 2" [In Screwed Ends] & 1" - 6" [In Flange Ends]  
**MOC:** IC CF8 / CF8M  
**Ends:** Screwed Ends BSP (F) / NPT (F) / Socket Weld Ends & Flange Ends ASA 150#



**IC Disc Check Valve - DCV (NRV)**

**Design:** Spring Loaded Design, Wafer Type  
**Size range:** 1/2" - 8"  
**MOC:** IC CF8 / CF8M  
**Ends:** Mount Between Two Flanges



**IC Steam Trap  
Screwed Ends**

**Design:** TD Type, Thermodynamics  
**Size range:** 1/2" - 1"  
**MOC:** IC 410  
**Ends:** Screwed Ends BSP (F) / Socket Weld Ends



**IC Gate Valves & Globe Valves  
Flange Ends**

**Design:** Bolted Bonnet  
**Size range:** 1" - 4"  
**MOC:** IC CF8 / CF8M  
**Ends:** Flange Ends ASA 150#



**Ball Valve Single Piece Design,  
Screwed Ends & Flange Ends**

**Design:** Single Piece  
**Size range:** 1/4" - 4" (In Screwed Ends) & 1/2" - 4" (In Flange Ends)  
**MOC:** CI / MS / SS (Bar-stock)  
**Ends:** Screwed Ends BSP (F) / NPT (F) / Socket Weld Ends & Flange Ends ASA 150#



**Ball Valve Three Piece Design,  
Screwed Ends & Flange Ends**

**Design:** Three Piece (Also available in Two Piece Design)  
**Size range:** 1/2" - 4" (In Screwed Ends) & 1/2" - 12" (In Flange Ends)  
**MOC:** CI / MS / SS (Bar-stock)  
**Ends:** Screwed Ends BSP (F) / NPT (F) / Socket Weld Ends & Flange Ends ASA 150# / ASA 300# / Table 'E' / Table 'F' Drill



**Forged Steel Ball Valve Three Piece Design,  
Screwed Ends**

**Design:** Three Piece  
**Size range:** 1/2" - 2" (In Screwed Ends)  
**MOC:** Forged Carbon Steel  
**MOC Internals:** SS  
**MOC Seat:** PTFE  
**Ends:** Screwed Ends BSP (F) / NPT (F) / Socket Weld Ends



**Butterfly Valves**

**Design:** Wafer type & Lug Type  
**Size range:** 1" - 28"  
**MOC Body:** C.I. / C.S. / S.S.  
**MOC Disc:** CI / CF8 / CF8M  
**MOC Seat:** Nitrile / EPDM (Neoprene) / Silicon / Viton on request  
**Ends:** Suitable to mount between Two Flanges



**Non Return Valves - Wafer Type**

**Design:** Wafer type  
**Size range:** 1.5" - 24"  
**MOC Body:** M.S. / C.I. / S.S.  
**MOC Disc:** MS / CS / SS / CF8 / CF8M  
**MOC Seat:** Nitrile / EPDM (Neoprene) / Silicon / Viton on request  
**Ends:** Suitable to mount between Two Flanges



**Needle Valve**

**Design:** Round Body & Square Body  
**Size range:** 1/4" - 2"  
**MOC Body & Internals:** SS 202 / SS 304 / SS 316  
**MOC Seat:** Metal  
**Ends:** Screwed Ends BSP (F) / NPT (F).




**Gauge Glass Cock Set**

**Design:** Only Cock Set  
**Size range:** 1/2", 3/4" & 1"  
**MOC Body & Internals:** SS 202 / SS 304 / SS 316  
**MOC Seat:** Metal  
**Ends:** Screwed Ends BSP (F) / NPT (F) & Flange Ends to Table 'E' / ASA 150#



**Three Way Ball Valve,  
Screwed Ends & Flange Ends**

**Design:** Three Way Type with T port L port Design  
**Size range:** 1/2" - 4" (In Screwed Ends) & 1/2" - 12" (In Flange Ends)  
**MOC Body:** M.S. & S.S.  
**MOC Internals:** SS  
**MOC Seat:** PTFE  
**Ends:** Screwed Ends BSP (F) / NPT (F) / Socket Weld Ends & Flange Ends ASA 150#



**Gate Valves & Globe Valves,  
Screwed Ends & Flange Ends**

**Design:** Bolted Bonnet  
**Size range:** 1.5" - 18"  
**MOC Body:** C.S. / S.S. / F.S. / C.I.  
**MOC Disc:** CS / SS 410  
**MOC Seat:** Graphite  
**Ends:** Screwed Ends BSP (F) / NPT (F) / Socket Weld Ends & Flange Ends ASA 150# / ASA 300#



**Non Return Valves -  
Swing Check Type & Lift Up Type**

**Design:** Bolted Bonnet  
**Size range:** 1.5" - 12"  
**MOC Body:** C.I. / C.S. / S.S.  
**MOC Disc:** CI / CS / SS 410  
**MOC Seat:** Graphite  
**Ends:** Screwed Ends BSP (F) / NPT (F) / Socket Weld Ends & Flange Ends ASA 150# / ASA 300#



**Y & T type Strainers**

**Design:** Y Type and T/Basket/Bucket Type (Pot Type also available)  
**Size range:** 1/2" - 4" (In Screwed Ends) & 1/2" - 12" (In Flange Ends)  
**MOC Body & Internals:** CI / CS / MS Fabricates / SS Casting & Fabricated  
**MOC Screen:** SS 304  
**Ends:** Screwed Ends BSP (F) / NPT (F) & Flange Ends to Table 'E' / ASA 150#

**Flush Bottom Ball Valve**



**Flush Bottom Angle (Y) Type**



**I.C. Ball Valves Tri Clover End(tc)**

**I.C. Gate Valves Screw End**

**I.C. Globe Valves Screw End**

**I.C. Three Way Ball Valves  
Screw End**