

KKRU'ZZ®

SWITCHES & ACCESSORIES



KKRU'ZZ®

SWITCHES & ACCESSORIES



IS:3854 IS:1293

Mktd. By :
ADITYA INDUSTRIES

Terms & Conditions

1. Prices may change without further notice & only discount will change not the whole list regarding the state of prices of raw material.
2. Sales Tax as applicable at the time of despatch will be charged extra.
3. Goods are despatched by us on purchaser's risk. All claim for loss, damage or shortage will be filed by the purchaser's direct with the carrier.
4. Ask for Trade Discount.
5. Disputes, if any are subject to Delhi Jurisdiction only.



DEALER / DISTRIBUTOR

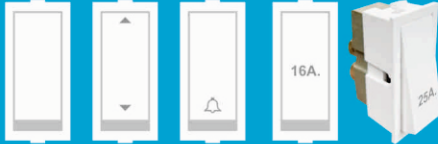
Your *Safety* Our *Priority*

Product Catalogue August 2022



CODE DESCRIPTION MODULE M.R.P. ₹ PER PC. PKG.

SWITCHES MAGIC (DOLLY)



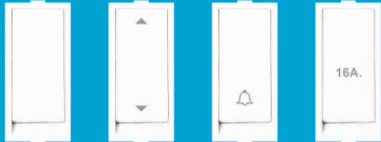
MW-401	6 Amp. 1 Way Switch	1	20
MW-402	6 A. 2 Way Switch	1	20
MW-403	6 Amp. Bell Push Switch	1	20
MW-404	16 Amp. 1 Way Switch	1	20
MW-405	25 Amp. Switch Porcelain Back	1	20

SWITCHES ROCKS (ROCKER)




MW-411	6 A. 1 Way Switch	1	20
MW-412	6 A. 2 Way Switch	1	20
MW-413	6 Amp. Bell Push Switch	1	20
MW-414	16 A. 1 Way Switch	1	20

SWITCHES FLAT



MW-421	6 A. 1 Way Switch	1	20
MW-422	6 A. 2 Way Switch	1	20
MW-423	6 A. Bell Push	1	20
MW-424	16 A. 1 Way Switch	1	20

SWITCHES ATOM



MW-425	6 A. 1 Way Switch	1	20
MW-426	6 A. 2 Way Switch	1	20
MW-427	6 Amp. Bell Push Switch	1	20
MW-428	16 A. 1 Way Switch	1	20

SWITCHES SILVER



MW-431	6 A. 1 Way Switch	1	20
MW-432	6 A. 2 Way Switch	1	20
MW-433	16 Amp. 1 Way Switch	1	20

INDICATOR




MW-441	Indicator MAGIC	1	20
MW-442	Indicator BOSS	1	20
MW-443	Indicator ROUND	1	20
MW-444	Indicator ATOM	1	20

SUPPORTING MODULES



MW-451	T.V. Socket	1	20
MW-452	Telephone Jack (2-Line)	1	20
MW-453	USB Mobile Socket (2.4 Amp.)	1	10
MW-454	Blank Plate	1	200



CODE	DESCRIPTION	MODULE	M.R.P. ₹ PER PC.	PKG.
2 MODULE SWITCHES				
MW-459	16 Amp. 1 Way Switch With Ind.	2		10
MW-460	6 Amp. Bell Push With Water Protection	2		10

D.P. SWITCH / KEY TAG

MW-465	40 Amp. D.P. Switch Porcelain Tuff	2		10
MW-466	32 Amp. D.P. Switch With Key Tag	2		05
MW-467	10 Amp. Kit Kat Fuse	1		20

SOCKETS

MW-471	2 Pin Socket English Pin	1		20
MW-472	5 Pin Socket Without Shutter (V.I.P.)	2		20
MW-473	5 Pin Socket Porcelain Tuff	2		20
MW-474	13A. International Socket	2		20

16A. SOCKETS

MW-481	6&16A. 6 Pin Socket Without Shutter V.I.P.	2		10
MW-482	6&16A. Twin Socket Porcelain Tuff	2		10
MW-483	6&16A. Twin Socket With Shutter Champ	2		10

FAN REGULATOR

MW-491	4 Step Regulator Glory	1		20
MW-492	5 Step Regulator Glory	2		10
MW-493	4 Step Regulator Silver Line	1		20
MW-494	5 Step Regulator Silver Line	2		10

STARTER / MCB

MW-501	25/32 Amp. Motor Starter	2		10
MW-502	MCB SP (6A.-32A.)	1		20
MW-503	MCB DP (25A.-32A.)	2		10

HOME SAFE / AC BOX

MW-504	Home Safe			05
MW-505	25A. AC Box With Metal Enclosure	4		01



CODE DESCRIPTION MODULE M.R.P. ₹ PER.PC. PKG.

SWITCHES MAGIC (DOLLY)

MG-501	6 Amp. 1 Way Switch	1	20
MG-502	6 A. 2 Way Switch	1	20
MG-503	6 Amp. Bell Push Switch	1	20
MG-504	16 Amp. 1 Way Switch	1	20
MG-505	25 Amp. Switch Porcelain Back	1	20

SWITCHES FLAT

MG-511	6 A. 1 Way Switch	1	20
MG-512	6 A. 2 Way Switch	1	20
MG-513	6 A. Bell Push	1	20
MG-514	16 A. 1 Way Switch	1	20

SWITCHES ROCKER

MG-521	6 A. 1 Way Switch	1	20
MG-522	6 A. 2 Way Switch	1	20
MG-523	6 A. Bell Push	1	20
MG-524	16 A. 1 Way Switch	1	20

SUPPORTING MODULES

051	Indicator MAGIC	1	20
061	T.V. Socket	1	20
063	USB Mobile Socket (2.4 Amp.)	1	10
064	Blank Plate		200

SOCKETS


085	2 Pin Socket English Pin	1	20
086	5 Pin Socket Without Shutter (V.I.P.)	2	20
087	5 Pin Socket Porcelain Tuff	2	20
088	6&16A. 6 Pin Socket Without Shutter		10
089	6&16A. Twin Socket Porcelain Tuff		10

FAN REGULATOR

101	4 Step Regulator Glory	1	20
102	5 Step Regulator Glory	2	10
103	6 Amp. Bell Push With Water Protection		10

STARTER / MCB

115	25/32 Amp. Motor Starter	2	10
116	MCB SP (6A.-32A.)	1	20
117	MCB DP (25A.-32A.)	2	10



Classy
COVER PLATES
WITH INDICATOR

Look **elegant** and
makes you look **awesome**

CODE DESCRIPTION MODULE M.R.P. ₹ PER PC. PKG.

BLACK LINE

152	2 M	3"x3"	10
153	3 M	4"x3"	10
154	4 M	5"x3"	10
155	7 M (6+1)	8"x3"	10
156	8 M (H)	10"x3"	10
157	8 M (S)	5"x5"	10
158	14 M (12+2)	8"x6"	9
159	21 M (18+3)	9"x8"	5

SILVER LINE

152	2 M	3"x3"	10
153	3 M	4"x3"	10
154	4 M	5"x3"	10
155	7 M (6+1)	8"x3"	10
156	8 M (H)	10"x3"	10
157	8 M (S)	5"x5"	10
158	14 M (12+2)	8"x6"	9
159	21 M (18+3)	9"x8"	5

TEAK WOOD

152	2 M	3"x3"	10
153	3 M	4"x3"	10
154	4 M	5"x3"	10
155	7 M (6+1)	8"x3"	10
156	8 M (H)	10"x3"	10
157	8 M (S)	5"x5"	10
158	14 M (12+2)	8"x6"	9
159	21 M (18+3)	9"x8"	5

SILK WOOD

152	2 M	3"x3"	10
153	3 M	4"x3"	10
154	4 M	5"x3"	10
155	7 M (6+1)	8"x3"	10
156	8 M (H)	10"x3"	10
157	8 M (S)	5"x5"	10
158	14 M (12+2)	8"x6"	9
159	21 M (18+3)	9"x8"	5

ASH GREY

152	2 M	3"x3"	10
153	3 M	4"x3"	10
154	4 M	5"x3"	10
155	7 M (6+1)	8"x3"	10
156	8 M (H)	10"x3"	10
157	8 M (S)	5"x5"	10
158	14 M (12+2)	8"x6"	9
159	21 M (18+3)	9"x8"	5

ICE BLUE

152	2 M	3"x3"	10
153	3 M	4"x3"	10
154	4 M	5"x3"	10
155	7 M (6+1)	8"x3"	10
156	8 M (H)	10"x3"	10
157	8 M (S)	5"x5"	10
158	14 M (12+2)	8"x6"	9
159	21 M (18+3)	9"x8"	5

ROSY PINK

152	2 M	3"x3"	10
153	3 M	4"x3"	10
154	4 M	5"x3"	10
155	7 M (6+1)	8"x3"	10
156	8 M (H)	10"x3"	10
157	8 M (S)	5"x5"	10
158	14 M (12+2)	8"x6"	9
159	21 M (18+3)	9"x8"	5

CHERRY BLOSSOM

152	2 M	3"x3"	10
153	3 M	4"x3"	10
154	4 M	5"x3"	10
155	7 M (6+1)	8"x3"	10
156	8 M (H)	10"x3"	10
157	8 M (S)	5"x5"	10
158	14 M (12+2)	8"x6"	9
159	21 M (18+3)	9"x8"	5

COVER PLATES



MAGIC



ORA BLACK LINE



ORA SILVER LINE



DECOR

COVER PLATES MAGIC

151	1 M	3"x3"	10
152	2 M	3"x3"	10
153	3 M	4"x3"	10
154	4 M	5"x3"	10
155	6 M	8"x3"	10
156	8 M (H)	10"x3"	10
157	8 M (S)	5"x5"	10
158	12 M	8"x6"	10
159	18 M	9"x8"	8

COVER PLATES ORA BLACK LINE

171	1 M	3"x3"	35.00	10
172	2 M	3"x3"	35.00	10
173	3 M	4"x3"	45.00	10
174	4 M	5"x3"	50.00	10
175	6 M	8"x3"	70.00	10
176	8 M (H)	10"x3"	85.00	10
177	8 M (S)	5"x5"	85.00	10
178	12 M	8"x6"	110.00	10
179	18 M	9"x8"	220.00	8

COVER PLATES ORA SILVER LINE

191	1 M	3"x3"	10
192	2 M	3"x3"	10
193	3 M	4"x3"	10
194	4 M	5"x3"	10
195	6 M	8"x3"	10
196	8 M (H)	10"x3"	10
197	8 M (S)	5"x5"	10
198	12 M	8"x6"	10
199	18 M	9"x8"	8

CONVENTIONAL PLATES DECOR

301	1 Module	4"x4"	10
302	2 Module	4"x4"	10
303	3 Module	4"x4"	10
304	4 Module	4"x5"	10
305	6 Module	7"x4"	10
306	8 Module (H)	9"x4"	10
307	10 Module	12"x4"	10
308	12 Module (H)	8"x6"	10
309	12 Module (V)	6"x8"	10
310	18 Module (H)	10"x8"	10
311	18 Module (V)	8"x10"	10



PUNCH SERIES

CODE DESCRIPTION MODULE M.R.P. ₹ PER PC. PKG.

SWITCHES

CW-201	6 A. 1 Way Switch	1	20
CW-202	6 A. 2 Way Switch	1	20
CW-203	6 Amp. Bell Push Switch	1	20
CW-204	16 A. 1 Way Switch	1	20
CW-205	Indicator	1	20

SOCKETS

CW-211	2 Pin Socket	1	20
CW-212	5 Pin Socket V.I.P.	2	20
CW-213	5 Pin Socket Porcelain Tuff	2	10
CW-214	6&16A. Twin Socket With Shutter	2	10

SUPPORTING MODULES

CW-220	T. V. Socket	1	20
CW-221	Telephone Jack	1	20
CW-222	Blank Plate	1	75

FAN REGULATOR

CW-231	4 Step Regulator	1	20
CW-232	5 Step Regulator	2	10

2 MODULE SWITCHES



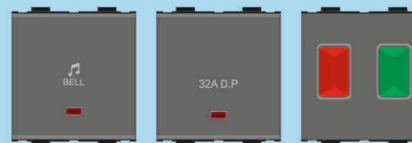
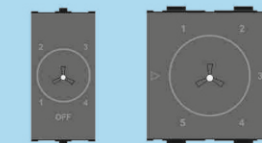


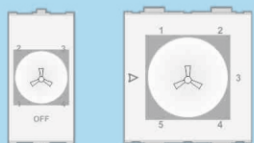
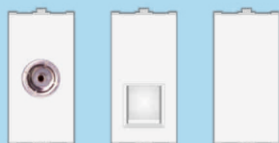

CW-241	6 Amp. Bell Push With Indicator	2	10
CW-242	32 A. D.P. Switch With Indicator	2	10
CW-243	25/32 Amp. Motor Starter	2	10

STARTER / MCB

CW-249	2.5 Amp. USB Socket	2	10
CW-250	MCB SP (6A.-32A.)	1	20
CW-251	MCB DP (25A.-32A.)	2	10

COVER PLATES

CW-261	1 M	3"x3"	10
CW-262	2 M	3"x3"	10
CW-263	3 M	4"x3"	10
CW-264	4 M	5"x3"	10
CW-265	6 M	8"x3"	10
CW-266	8 M (H)	10"x3"	10
CW-267	8 M (S)	5"x5"	10
CW-268	12 M	8"x6"	10
CW-269	18 M	9"x8"	5



CODE DESCRIPTION MODULE M.R.P. ₹ PER PC. PKG.

SWITCHES

CG-301	6 A. 1 Way Switch	1	20
CG-302	6 A. 2 Way Switch	1	20
CG-303	6 Amp. Bell Push Switch	1	20
CG-304	16 A. 1 Way Switch	1	20
CG-305	Indicator	1	20

SOCKETS

CG-311	2 Pin Socket	1	20
CG-312	5 Pin Socket V.I.P.	2	20
CG-313	5 Pin Socket Porcelain Tuff	2	10
CG-314	6&16A. Twin Socket With Shutter	2	10

SUPPORTING MODULES

CG-320	T. V. Socket	1	20
CG-321	Telephone Jack	1	20
CG-322	Blank Plate	1	75

FAN REGULATOR

CG-331	4 Step Regulator	1	20
CG-332	5 Step Regulator	2	10

2 MODULE SWITCHES

CG-341	6 Amp. Bell Push With Indicator	2	10
CG-342	32 A. D.P. Switch With Indicator	2	10
CG-343	25/32 Amp. Motor Starter	2	10

STARTER / MCB

CG-349	2.5 Amp. USB Socket	2	10
CG-350	MCB SP (6A.-32A.)	1	20
CG-351	MCB DP (25A.-32A.)	2	10

COVER PLATES

CW-361	1 M	3"x3"	10
CW-362	2 M	3"x3"	10
CW-363	3 M	4"x3"	10
CW-364	4 M	5"x3"	10
CW-365	6 M	8"x3"	10
CW-366	8 M (H)	10"x3"	10
CW-367	8 M (S)	5"x5"	10
CW-368	12 M	8"x6"	10
CW-369	18 M	9"x8"	5