

# HOW TO ORDER



Our aim is to make ordering as quick, easy and convenient as possible. Our products are available via a comprehensive network of stockists throughout the UK, Ireland and the rest of the world.

Our Distributors hold stock of fast-moving items. If they do not have the specific item that you require, they can order it from us and we will deliver it promptly.

**Finding your local Stockist is quick and easy, either visit [www.sealey.co.uk](http://www.sealey.co.uk) or call us on the number shown below.**



**+91 9380647428**

**+91 8073843541**



**[info@vandita-technovations.in](mailto:info@vandita-technovations.in)**



**[www.vandita-technovations.in](http://www.vandita-technovations.in)**

**Our call centre is open between 8.30am to 5.30pm Monday to Friday.** Calls are immediately passed to the first available operator without any complicated routing process. Our experienced, professional and friendly advisors can provide instant stock availability, pricing and technical information.

Our authorised stockists can order direct from us via telephone, email, fax or online using our B2B (Business to Business) website. Here, you can place your order at a time that suits you and view instant stock availability and pricing.

## HUGE STOCKS & FAST DESPATCH

We hold over £30million worth of stock. Modern, computer controlled warehousing enables, on average, 99.8% of our entire product range to be despatched straightaway.

Some items in our Catalogue are very heavy and extra assistance is recommended at the delivery point to help unload. Look out for this logo on products affected.



<b>1</b>	<b>HAND TOOLS</b>	<b>14-264</b>
<b>2</b>	<b>JACKING &amp; LIFTING</b>	<b>265-324</b>
<b>3</b>	<b>MOTORCYCLE TOOLS</b>	<b>325-353</b>
<b>4</b>	<b>BATTERY CHARGERS</b>	<b>354-377</b>
<b>5</b>	<b>VEHICLE SERVICE TOOLS</b>	<b>378-629</b>
<b>6</b>	<b>LUBRICATION</b>	<b>630-677</b>
<b>7</b>	<b>BODYSHOP</b>	<b>678-729</b>
<b>8</b>	<b>AIR POWER TOOLS</b>	<b>730-764</b>
<b>9</b>	<b>COMPRESSORS</b>	<b>765-796</b>
<b>10</b>	<b>WELDING &amp; CUTTING</b>	<b>797-819</b>
<b>11</b>	<b>ELECTRIC POWER TOOLS</b>	<b>820-857</b>
<b>12</b>	<b>POWER TOOL ACCESSORIES</b>	<b>858-912</b>
<b>13</b>	<b>LIGHTING &amp; POWER</b>	<b>913-953</b>
<b>14</b>	<b>STORAGE &amp; WORKSTATIONS</b>	<b>954-1073</b>
<b>15</b>	<b>HEATING &amp; COOLING</b>	<b>1074-1095</b>
<b>16</b>	<b>JANITORIAL, MATERIAL HANDLING &amp; LEISURE</b>	<b>1096-1176</b>
<b>17</b>	<b>MACHINE SHOP</b>	<b>1177-1236</b>
<b>18</b>	<b>SAFETY PRODUCTS</b>	<b>1237-1264</b>
<b>19</b>	<b>CONSUMABLES</b>	<b>1265-1331</b>
<b>INDEX - MODEL NO.</b>		<b>1332-1362</b>
<b>INDEX - DESCRIPTIVE</b>		<b>1363-1370</b>

# STORAGE & WORKSTATIONS

## SECTION 14

*back to*  
**SECTION LIST**



### **Cabinets**

*1005 - 1007*

### **Cargo Cases**

*1073*

### **Floor Tiles**

*1042*

### **Key Cabinets**

*1066 - 1067*

### **Modular Storage - American Pro®**

*1008 - 1010*

### **Modular Storage - Premier™**

*1024 - 1029*

### **Modular Storage - Superline Pro®**

*1011 - 1023*

### **Padlocks**

*1062 - 1065*

### **Parts & Wall Storage**

*1045 - 1053*

### **Power Tool Storage Racks**

*1043*

### **Premier Tool Chest Accessories**

*989*

### **Racking Systems**

*1036 - 1040*

### **Safes & Cash Boxes**

*1067 - 1069*

### **Storage Hooks**

*1044*

### **Tool Bags**

*1060 - 1061*

### **Tool Chest Accessories**

*992 - 995*

# SECTION 12

*back to*  
**SECTION LIST**

**Tool Chests - American Pro®**  
956 - 960

**Tool Chests - Premier™**  
978 - 989

**Tool Chests - Superline Pro®**  
961 - 977

**Toolboxes & Cases**  
1054 - 1059

**Truck & Site Boxes**  
1070 - 1072

**Wheel Trolleys**  
1041

**Workbenches**  
1000 - 1004

**Workshop Trolleys**  
996 - 1000

**Workstations - Mobile**  
990 - 991

**Workstations - Premier Industrial™**  
1030 - 1035

## OUR BRANDS *EXPLAINED*



**Our entry range featuring:**

- ✓ Ball bearing drawer slides.
- ✓ High gloss triple baked enamel finish.
- ✓ Tumbler type security locks.
- ✓ Heavy-duty castors.



**Our professional range featuring:**

- ✓ Heavy-duty ball bearing drawer slides.
  - ✓ Full height rear-locking mechanism.
  - ✓ Aluminium pull handles.
  - ✓ Heavy-duty wheels.
- Black Edition models additionally include soft close drawers, power strips (selected models only) and black chrome wheels.

**Premier™**

**Our Premier quality professional range featuring:**

- ✓ Self-locking lift & latch drawer mechanism.
- ✓ Heavy-duty ball bearing drawer slides.
- ✓ Full range of tool trays available.
- ✓ Rollcabs feature heavy-duty worktable.

**Premier INDUSTRIAL™**

**Our top-of-the-range industrial quality cabinets, workbenches and accessories featuring:**

- ✓ Heavy-duty ball bearing drawer slides.
- ✓ Heavy gauge steel with powder coating for rust and solvent protection.
- ✓ Cabinets feature partitioned drawers with high load bearing capacity.
- ✓ Self-locking drawer mechanism with high quality lock and coded keys.





### American Pro® Tool Chests

Manufactured with double skin side walls for extra strength and finished in smooth, hi-gloss, triple baked enamel. Resists scratches, oil, dirt and most solvents. Drawers run on 25mm ball bearing slides and drawer faces have full length pulls with chrome style trim. All chests, except AP2200BB series Rollcabs, are supplied with tumbler type security locks complete with two numbered keys and drop down carry handles. For mobility around the workshop, even when fully laden, the cabinets additionally feature hard compound rubber castors, two fixed and two locking.



**F** 9 Drawer Topchest with Ball Bearing Slides - Black  
Model No. AP2509B

Specification:	Width:	Depth:	Height:
Overall Size:	600mm	260mm	380mm
Small Split Drawer (x6):	150mm	220mm	35mm
Small Drawer (x2):	510mm	220mm	35mm
Medium Drawer (x1):	510mm	220mm	80mm

**G** 5 Drawer Rollcab with Ball Bearing Slides - Black  
Model No. AP2505B

Specification:	Width:	Depth:	Height:
Overall Size:	620mm	330mm	770mm
Medium Drawer (x5):	510mm	270mm	100mm



**A** 6 Drawer Topchest with Ball Bearing Slides - Red  
Model No. AP2201BB

Specification:	Width:	Depth:	Height:
Overall Size:	600mm	260mm	340mm
Small Split Drawer (x3):	150mm	220mm	35mm
Small Drawer (x2):	510mm	220mm	35mm
Medium Drawer (x1):	510mm	220mm	80mm

**B** 3 Drawer Mid-Box with Ball Bearing Slides - Red  
Model No. AP22309BB

Specification:	Width:	Depth:	Height:
Overall Size:	605mm	260mm	250mm
Small Drawer (x2):	510mm	220mm	50mm
Medium Drawer (x1):	510mm	220mm	65mm

**C** 5 Drawer Rollcab with Ball Bearing Slides - Red  
Model No. AP22505BB

Specification:	Width:	Depth:	Height:
Overall Size:	620mm	330mm	770mm
Large Drawer (x5):	510mm	270mm	100mm



**D** 9 Drawer Topchest with Ball Bearing Slides - Red  
Model No. AP22509BB

Specification:	Width:	Depth:	Height:
Overall Size:	600mm	260mm	380mm
Small Split Drawer (x6):	150mm	220mm	35mm
Small Drawer (x2):	510mm	220mm	35mm
Medium Drawer (x1):	510mm	220mm	80mm

**E** 7 Drawer Rollcab with Ball Bearing Slides - Red  
Model No. AP22507BB

Specification:	Width:	Depth:	Height:
Overall Size:	620mm	330mm	685mm
Small Drawer (x2):	510mm	270mm	45mm
Medium Drawer (x5):	510mm	270mm	100mm

Please note that for security reasons we are only able to supply complete lock assembly and key sets as replacements for our toolboxes and site boxes (where applicable) and not individual replacement keys. We therefore recommend getting additional keys cut if deemed necessary.




**A - C 6 Drawer Topchest & Rollcab Combinations with Ball Bearing Slides**

 Model No. **SEE BELOW**

The economical way to buy American PRO® Ball Bearing quality tool chests. Supplied packed one inside the other. This mid-size combo has smooth 25mm ball bearing slides and all the features of the professional chests, except that the rollcab is not lockable and the castors are Ø75mm. These boxes are not interchangeable with the rest of the American PRO® Ball Bearing Range.

Specification:	Width:	Depth:	Height:
<b>4 Drawer Topchest</b>			
Overall Size:	600mm	260mm	340mm
Small Drawer (x3):	510mm	225mm	35mm
Medium Drawer (x1):	510mm	225mm	85mm
<b>2 Drawer Rollcab</b>			
Overall Size:	615mm	295mm	700mm
Medium Drawer (x2):	515mm	275mm	65mm
Cupboard (x1):	610mm	275mm	375mm
Model No:			Colour:
<b>A</b> AP2200BBHV			Green
<b>B</b> AP2200BBCP			Purple
<b>C</b> AP2200BB			Red



Features 2 door cabinet.


**D - F 3 Drawer Mid-Boxes with Ball Bearing Slides**

 Model No. **SEE BELOW**

Additional storage to be used with the rest of the American PRO® range. Features smooth 25mm ball bearing drawer slides and cylinder lock for additional security. Supplied with two keys.

Specification:	Width:	Depth:	Height:
<b>Overall Size:</b>	605mm	260mm	250mm
Small Drawer (x2):	510mm	220mm	50mm
Medium Drawer (x1):	510mm	220mm	65mm
Model No:			Colour:
<b>D</b> AP22309BBHV			Green
<b>E</b> AP22309BBCP			Purple
<b>F</b> AP22309BB			Red



**Portable Tool Chest with 90pc Tool Kit**  
See page 60 for full details of our tool kit, Model No. S01055, containing a range of frequently used hand tools, all with a Lifetime Guarantee\*.





### A - C American PRO® Tool Chests

Model No. SEE BELOW

Manufactured with double skin side walls for extra strength and finished in smooth, hi-gloss, triple baked enamel. Resists scratches, oil, dirt and most solvents. Drawers run on 25mm ball bearing slides for strength and drawer faces have full length pulls with chrome style trim. All chests are supplied with tumbler type security locks and two numbered keys and have drop down carry handles. For mobility around the workshop, even when fully laden, the rollcab features hard compound rubber wheels, two fixed and two locking castors. All drawers have been specifically sized to accommodate our range of Siegen tool trays.

#### A 5 Drawer Topchest with Ball Bearing Slides - Black

Model No. AP3505TB

Specification:	Width:	Depth:	Height:
Overall Size:	600mm	305mm	470mm
Overall Size inc. Handle:	625mm	305mm	470mm
Medium Drawer (x5):	510mm	270mm	65mm

#### B 3 Drawer Mid-Box with Ball Bearing Slides - Black

Model No. AP3503TB

Specification:	Width:	Depth:	Height:
Overall Size:	605mm	310mm	275mm
Medium Drawer (x3):	510mm	270mm	65mm

#### C 8 Drawer Rollcab with Ball Bearing Slides - Black

Model No. AP3508TB

Specification:	Width:	Depth:	Height:
Overall Size:	615mm	330mm	885mm
Overall Size inc. Handle:	680mm	330mm	885mm
Medium Drawer (x5):	510mm	270mm	65mm
Large Drawer (x3):	510mm	270mm	100mm



### Siegen Tool Trays

For our full range of Siegen Tool Trays designed to fit A - C see pages 25 to 27.



#### D 16 Drawer Tool Chest Combination with Ball Bearing Slides & 420pc Tool Kit

Model No. AP35TBCOMBO

This modular tool kit includes:

Model No:	Description:
AP3503TB	3 Drawer Mid-Box with Ball Bearing Slides - Black
AP3505TB	5 Drawer Topchest with Ball Bearing Slides - Black
AP3508TB	8 Drawer Rollcab with Ball Bearing Slides - Black
S01120	62pc 3/8" Sq Drive Socket Set with Tool Tray
S01124	20pc Combination & Deep Offset Spanner Set with Tool Tray
S01125	30pc Specialised Spanner Set with Tool Tray
S01126	192pc Specialised Bits & Folding Hex Keys with Tool Tray
S01127	20pc Screwdriver Set with Tool Tray
S01129	9pc Pliers Set with Tool Tray
S01130	10pc Adjustable Wrench & Pliers Set with Tool Tray
S01131	23pc Pry Bar, Hammer & Punch Set with Tool Tray
S01133	28pc Cutting & Drilling Set with Tool Tray
S01134	26pc T-Handle & Hex Key Set with Tool Tray





## A - C American PRO® Tool Chests

Manufactured from double skin side walls for extra strength and finished in a smooth, hi-gloss triple baked enamel. Resists scratches, oil, dirt and most solvents. Topchests and mid-boxes feature 35mm ball bearing slides and recessed carry handles. Rollcabs feature 45mm ball bearing slides, side handle and four castors (two fixed and two locking) for mobility around the workshop, even when fully laden. Each drawer face has full length pulls with chrome style trims. All chests are supplied with tumbler type security locks and two numbered keys.



### A 5 Drawer Topchests with Ball Bearing Slides

Model No. SEE BELOW

Specification:	Width:	Depth:	Height:
Overall Size:	660mm	305mm	430mm
Small Drawer (x4):	565mm	270mm	45mm
Medium Drawer (x1):	565mm	270mm	70mm
Model No:			Colour:
AP225			Red
AP225B			Black

### B 3 Drawer Mid-Boxes with Ball Bearing Slides

Model No. SEE BELOW

Specification:	Width:	Depth:	Height:
Overall Size:	670mm	315mm	255mm
Small Drawer (x2):	565mm	270mm	45mm
Medium Drawer (x1):	565mm	270mm	70mm
Model No:			Colour:
AP223			Red
AP223B			Black

### C 6 Drawer Rollcabs with Ball Bearing Slides

Model No. SEE BELOW

Specification:	Width:	Depth:	Height:
Overall Size:	680mm	460mm	950mm
Small Drawer (x1):	565mm	405mm	70mm
Medium Drawer (x4):	565mm	405mm	90mm
Large Drawer (x1):	565mm	405mm	145mm
Model No:			Colour:
AP226			Red
AP226B			Black

### D - E 13 Drawer Topchest & Rollcab Combinations with Ball Bearing Slides

Model No. SEE BELOW

The economical way to buy American PRO® Ball Bearing quality tool chests. Supplied packed one inside the other. This combo has smooth 25mm ball bearing slides and all the features of the professional chests except that the swivel castors are Ø100mm. Features locks on both the topchest and rollcab, with removable steel bar on the rollcab and integral bars on the topchest. Supplied with two keys for each lock.

Specification:	Width:	Depth:	Height:
<b>9 Drawer Topchest</b>			
Overall Size:	600mm	260mm	380mm
<b>Small Split</b>			
Drawer (x6):	150mm	220mm	35mm
Small Drawer (x2):	510mm	220mm	35mm
Medium Drawer (x1):	510mm	220mm	80mm
<b>4 Drawer Rollcab</b>			
Overall Size:	615mm	330mm	935mm
Small Drawer (x2):	515mm	305mm	45mm
Medium Drawer (x2):	515mm	305mm	80mm
Cupboard (x1):	610mm	295mm	425mm
Model No:			Colour:
D AP2251388			Red
E AP2513B			Black







**A** 3 Drawer Portable Tool Chests with Ball Bearing Slides & 93pc Tool Kit  
Model No. AP9243BBCOMBO

American PRO® 3 Drawer Portable Tool Chest Model No. AP9243BB (see page 1059 for full details) with 93pc Tool Kit.



**C** 9 Drawer Topchest with Ball Bearing Slides & 205pc Tool Kit  
Model No. AP22509BBCOMB

American PRO® 9 Drawer Topchest Model No. AP22509BB (see page 956 for full details) with 205pc Tool Kit.



**E** 6 Drawer Topchest & Rollcab Combinations with Ball Bearing Slides & 128pc Tool Kit  
Model No. AP2200BBCOMBO

American PRO® 6 Drawer Topchest & Rollcab Combination Model No. AP2200BB (see page 957 for full details) with 128pc Tool Kit.



**B** 6 Drawer Topchest with Ball Bearing Slides & 98pc Tool Kit  
Model No. AP2201BBCOMBO

American PRO® 6 Drawer Topchest Model No. AP2201BB (see page 956 for full details) with 98pc Tool Kit.



**D** 5 Drawer Topchest with Ball Bearing Slides & 230pc Tool Kit  
Model No. AP225COMBO

American PRO® 5 Drawer Topchest Model No. AP225 (see page 959 for full details) with 230pc Tool Kit.



**F** 14 Drawer Topchest & Rollcab Combination with Ball Bearing Slides & 239pc Tool Kit  
Model No. AP2250BBCOMBO

American PRO® 9 Drawer Topchest Model No. AP2250BB, 5 Drawer Rollcab Model No. AP22505BB (see page 956 for full details) with 239pc Tool Kit.



**A 5 Drawer**


Also available  
in **BLACK**  
Model No.  
AP33059BCOMBO

**A 5 Drawer Topchests with Ball Bearing Slides & 140pc Tool Kit**  
 Model No. **AP33059COMBO**

Superline PRO® 5 Drawer Topchest Model No. AP33059 (see page 963 for full details) with 140pc Tool Kit.

**B 10 Drawer**


Also available  
in **BLACK**  
Model No.  
AP33109BCOMBO

**B 10 Drawer Topchests with Ball Bearing Slides & 140pc Tool Kit**  
 Model No. **AP33109COMBO**

Superline PRO® 10 Drawer Topchest Model No. AP33109 (see page 964 for full details) with 140pc Tool Kit.

**C**


Also available  
in **BLACK**  
Model No.  
APCOMBOBBTK56

**10 Drawer  
Combination**

**Ball Bearing  
Drawer Slides**

**Superline  
PRO**

**C 10 Drawer Topchest & Rollcab Combinations with Ball Bearing Slides & 147pc Tool Kit**  
 Model No. **APCOMBOBBTK55**

Superline PRO® 5 Drawer Topchest Model No. AP33059 (see page 963 for full details), 5 Drawer Rollcab Model No. AP33459 (see page 965 for full details) with 147pc Tool Kit.

**D**


Also available  
in **BLACK**  
Model No.  
APCOMBOBBTK58

**15 Drawer  
Combination**

**Ball Bearing  
Drawer Slides**

**Superline  
PRO**

**D 15 Drawer Topchest & Rollcab Combinations with Ball Bearing Slides & 147pc Tool Kit**  
 Model No. **APCOMBOBBTK57**

Superline PRO® 8 Drawer Topchest Model No. AP33089 (see page 963 for full details), 7 Drawer Rollcab Model No. AP33479 (see page 965 for full details) with 147pc Tool Kit.





### Superline PRO® Tool Chests

- ✓ All heavy gauged steel construction and manufactured with steel inner walls for extra strength and durability.
- ✓ Heavy-duty 45mm ball bearing drawer slides provide superior performance and carry heavier loads.
- ✓ Full height rear locking mechanism, locks full-length drawers in multiple locations.
- ✓ Added security provided by tumbler locks, supplied with two folding keys.
- ✓ Rust and solvent resistant powder coated finish.
- ✓ Rollcabs fitted with four extra-heavy-duty Ø125mm PU/PP alloy style wheels, two castors with large toe locks and two fixed wheels.
- ✓ All Topchests feature heavy-duty side handles.
- ✓ All Rollcabs feature a high polished chrome handle for comfort and control when manoeuvring.
- ✓ Rollcabs and Hang-On Chests (not locker) are supplied with a 10mm thick top mat to protect surface from scratching.
- ✓ Throughout the range, each drawer features stylish aluminium drawer pulls and non-slip liners.



Rollcabs fitted with large side handle to ease movement around the workshop.



Heavy-duty carry handles on all Topchests.



All Superline PRO® models are available in either red or black.



All Rollcabs and Hang-On Chests fitted with heavy-duty rubber top mat.

Tool Chest Style	
	Topchests
	Mid-Boxes
	Rollcabs
	Hang-Ons



Heavy-duty 45mm ball bearing drawer slides across the range.



Stylish drawer pulls on all Topchests, Mid-Boxes, Rollcabs & Hang-Ons.



Rollcabs fitted with four PU/PP wheels, two castors with toe locks & two fixed.



All drawers throughout the range include non-slip liners.

Superline PRO® Compatibility Chart - See pages 970 to 973 for Extra-Wide Models.

Model No.*	AP33059	AP33069	AP33089	AP33109	AP33339	AP33459	AP33479	AP33589
AP33059	✗	✗	✗	✗	✓	✓	✓	✗
AP33069	✗	✗	✗	✗	✓	✓	✓	✗
AP33089	✗	✗	✗	✗	✓	✓	✓	✗
AP33109	✗	✗	✗	✗	✓	✓	✓	✗
AP33339	✓	✓	✓	✓	✗	✓	✓	✗
AP33459	✓	✓	✓	✓	✓	✗	✗	✗
AP33479	✓	✓	✓	✓	✓	✗	✗	✓
AP33589	✗	✗	✗	✗	✗	✗	✓	✗

\*Model No's shown above are for the red version. If you prefer black just add a 'B' to the end of the Model No. when ordering.



**A - B 6 Drawer Topchests with Ball Bearing Slides**

Model No. SEE BELOW

Specification:	Width:	Depth:	Height:
Overall Size:	660mm	315mm	375mm
Small Split Drawer (x3):	165mm	270mm	45mm
Small Drawer (x2):	560mm	270mm	45mm
Medium Drawer (x1):	560mm	270mm	70mm
Model No:	Colour:		
A AP33069	Red		
B AP33069B	Black		


**C - D 5 Drawer Topchests with Ball Bearing Slides**

Model No. SEE BELOW

Specification:	Width:	Depth:	Height:
Overall Size:	660mm	315mm	425mm
Small Drawer (x4):	560mm	270mm	45mm
Medium Drawer (x1):	560mm	270mm	70mm
Model No:	Colour:		
C AP33059	Red		
D AP33059B	Black		


**E - F 8 Drawer Topchests with Ball Bearing Slides**

Model No. SEE BELOW

Specification:	Width:	Depth:	Height:
Overall Size:	660mm	315mm	430mm
Small Split Drawer (x4):	165mm	270mm	45mm
Large Split Drawer (x1):	165mm	270mm	100mm
Small Drawer (x2):	560mm	270mm	45mm
Medium Drawer (x1):	560mm	270mm	70mm
Model No:	Colour:		
E AP33089	Red		
F AP33089B	Black		


**G 15 SMD LED Rechargeable Magnetic Toolbox Light**  
 Model No. TBL450

Robust aluminium housing incorporating 15 SMD LEDs to illuminate the trays in a toolbox. With a width of 450mm the light is fitted with two sliding magnetic brackets which can rotate 180° to direct the light as required, whilst also giving the flexibility to attach the light to any ferrous metal, avoiding badges and logos. Features two light settings with an operating time of up to 12 hours. Powered by a rechargeable 3.7V 2.2Ah Lithium-ion battery and includes an LED charging indicator. Supplied with a 1m USB charging cable.


**SOCKET RETAINING RAILS**

We offer a comprehensive range of socket retaining rails and trays. See pages 62 to 65 for our full range.





### Superline PRO® Tool Chests

#### A - B 10 Drawer Topchests with Ball Bearing Slides

Model No. SEE BELOW

Specification:	Width:	Depth:	Height:
Overall Size:	680mm	315mm	485mm
Small Split Drawer (x6):	165mm	270mm	45mm
Small Drawer (x3):	560mm	270mm	45mm
Medium Drawer (x1):	560mm	270mm	70mm
Model No:	Colour:		
A AP33109	Red		
B AP33109B	Black		

#### C - D 3 Drawer Mid-Boxes with Ball Bearing Slides

Model No. SEE BELOW

Specification:	Width:	Depth:	Height:
Overall Size:	670mm	320mm	255mm
Small Drawer (x2):	560mm	270mm	45mm
Medium Drawer (x1):	560mm	270mm	70mm
C AP33339	Red		
D AP33339B	Black		

#### E - F 8 Drawer Hang-On Chests with Ball Bearing Slides

Model No. SEE BELOW

Specification:	Width:	Depth:	Height:
Overall Size:	405mm	465mm	850mm
Small Drawer (x6):	290mm	385mm	70mm
Medium Drawer (x1):	290mm	385mm	90mm
Large Drawer (x1):	290mm	385mm	155mm
E AP33589	Red		
F AP33589B	Black		

Tool Chest Style	
Topchests	
Mid-Boxes	
Rollcabs	
Hang-Ons	

#### MIX 'N' MATCH

Design your own bespoke Tool Chest combinations. See chart below to see which models are compatible.

Superline PRO® Compatibility Chart - See pages 970 to 973 for Extra-Wide Models.

Model No.*	AP33059	AP33069	AP33089	AP33109	AP33339	AP33459	AP33479	AP33589
AP33059	×	×	×	×	✓	✓	✓	×
AP33069	×	×	×	×	✓	✓	✓	×
AP33089	×	×	×	×	✓	✓	✓	×
AP33109	×	×	×	×	✓	✓	✓	×
AP33339	✓	✓	✓	✓	×	✓	✓	×
AP33459	✓	✓	✓	✓	✓	×	×	×
AP33479	✓	✓	✓	✓	✓	×	×	✓
AP33589	×	×	×	×	×	×	✓	×

\*Model No's shown above are for the red version. If you prefer black just add a 'B' to the end of the Model No. when ordering.





**A - B 5 Drawer Rollcabs with Ball Bearing Slides**

Model No. SEE BELOW

Specification:	Width:	Depth:	Height:
Overall Size:	685mm	465mm	850mm
Medium Drawer (x3):	560mm	385mm	70mm
Large Drawer (x2):	560mm	385mm	150mm
Model No:	Colour:		
A AP33459	Red		
B AP33458	Black		


**C - D 7 Drawer Rollcabs with Ball Bearing Slides**

Model No. SEE BELOW

Specification:	Width:	Depth:	Height:
Overall Size:	685mm	465mm	1005mm
Medium Drawer (x5):	560mm	385mm	70mm
Large Drawer (x2):	560mm	385mm	150mm
Model No:	Colour:		
C AP33479	Red		
D AP33478	Black		



Example Shown:	Model No:	Page No:
Topchest	AP33109	964
Mid-Chest	AP33339	964
Rollcab	AP33479	C

Please note that for security reasons we are only able to supply complete lock assembly and key sets as replacements for our toolboxes and site boxes (where applicable) and not individual replacement keys.


**7 Drawer**

**E - F Side Cabinets for Long Handle Tools**

Model No. SEE BELOW

Lockable storage units for long tools, such as pry bars, long reach screwdrivers and breaker bars. Hangs on side of rollcab and can be fastened securely to side for added security. A range of different diameter support holes provide great versatility of storage options. Supplied with lock and two keys.

Model No:	Overall Size (W x D x H):	Support Hole Diameter x Quantity:	Colour:
E APLHT	410 x 90 x 270mm	Ø25mm (x6), Ø17mm (x4), Ø15mm (x16)	Red
F APLHTB	410 x 90 x 270mm	Ø25mm (x6), Ø17mm (x4), Ø15mm (x16)	Black







### Superline PRO® Tool Chests

- ✓ All Tool Chests on these two pages are designed to take our modular tool trays (see pages 16 to 27 for full details).
- ✓ All heavy gauged steel construction and manufactured with steel inner walls for extra strength and durability.
- ✓ Heavy-duty 45mm ball bearing drawer slides provide superior performance and carry heavier loads.
- ✓ Full height rear locking mechanism, locks full-length drawers in multiple locations.
- ✓ Added security provided by tumbler locks, supplied with two folding keys.
- ✓ Rust and solvent resistant powder coated finish.
- ✓ Rollcabs fitted with four extra-heavy-duty Ø125mm rubber wheels, two castors with large toe locks and two fixed wheels.
- ✓ All Topchests feature heavy-duty side handles.
- ✓ All Rollcabs feature a high polished chrome handle for comfort and control when manoeuvring.
- ✓ Rollcabs and Hang-on Chests (not Locker) are supplied with a 10mm thick top mat to protect surface from scratching.
- ✓ Throughout the range each drawer features stylish aluminium drawer pulls and non-slip liners.

### A - D 5 Drawer Topchests with Ball Bearing Slides

Model No. SEE BELOW

Specification:	Width:	Depth:	Height:
Overall Size:	660mm	435mm	490mm
Medium Drawer (x5):	535mm	400mm	60mm
Model No:	Colour:		
A AP26059T	Red		
B AP26059TB	Black		
C AP26059TO	Orange		
D AP26059TC	Blue		

### E - H 2 Drawer Mid-Boxes with Ball Bearing Slides

Model No. SEE BELOW

Specification:	Width:	Depth:	Height:
Overall Size:	670mm	440mm	210mm
Medium Drawer (x2):	535mm	400mm	60mm
Model No:	Colour:		
E AP26029T	Red		
F AP26029TB	Black		
G AP26029TO	Orange		
H AP26029TC	Blue		

### I - L 7 Drawer Rollcabs with Ball Bearing Slides

Model No. SEE BELOW

Specification:	Width:	Depth:	Height:
Overall Size:	685mm	465mm	1005mm
Medium Drawer (x5):	535mm	400mm	60mm
Large Drawer (x2):	535mm	400mm	165mm
Model No:	Colour:		
I AP26479T	Red		
J AP26479TB	Black		
K AP26479TO	Orange		
L AP26479TC	Blue		



Heavy-duty 45mm ball bearing drawer slides provide superior performance and carry heavier loads.



### M Toolbox Graphics Packs

Model No. SEE BELOW

Toolbox graphics pack compatible with Model No. AP26479T range of Rollcabs. Fully resistant to water and oil. Two adhesive strips on the back of each piece make these easy to apply.

Model No:	Design:
1 APTBG05	Union Jack
2 APTBG04	Ireland
3 APTBG03	Wales
4 APTBG02	Scotland
5 APTBG01	England

### M NEW

Personalise your rollcab. Choose your flag design, see next page for illustrations.







For our full range of Tool Chest Trays see pages 16 to 27.



For our full range of Patriot Jacks, see page 273



## A 14 Drawer Tool Chest Combinations with 1179pc Premier Tool Kit

Model No. **SEE BELOW**

This modular tool kit offers a comprehensive range of Premier tools that are organised and easily accessible. There are three spare drawers allowing you to store other tools not included in the trays. For Tool Chest details see pages 966 to 967. Includes Tool Tray Model No's TBT01, TBT02, TBT03, TBT04, TBT05, TBT06, TBT07, TBT08, TBT09, TBT11, TBT12, TBT13, TBT14, TBT15, TBT16, TBT17, TBT18, TBT19, TBT23, TBT24, TBT26, TBT29, TBT30, TBT31, TBT32, TBTB (x2).

For full details of tool tray contents please see pages 16 to 21.



### Choose Your Colour

Colour:	Model No:
Black	SPTCOMBO2
Red	SPTCOMBO1
Orange	SPTCOMBO1
Blue	SPTCOMBO1



**A 14 Drawer Tool Chest Combinations with 446pc Premier Platinum Series Tool Kit**
**Model No. SEE BELOW**

This modular tool kit offers a comprehensive range of Premier Platinum tools that are organised and easily accessible. There are seven spare drawers allowing you to store other tools not included in the trays. For Tool Chest details see pages 966 to 967. Includes Tool Tray Model No's TBTP02, TBTP03, TBTP04, TBTP05, TBTP06UK, TBTP07 and TBTP11. For full details of tool tray contents and other optional trays in this series please see pages 22 to 24.


**Model No. TBTP02**

**Model No. TBTP03**

**Model No. TBTP04**

**Model No. TBTP05**

**Model No. TBTP06UK**

**Model No. TBTP07**

**Model No. TBTP11**
**LIFETIME  
GUARANTEE\***

All tools included in these kits are covered by the Sealey no-quibble warranty\*. For full details of the content included in each tray, please see pages 22 to 24. There are also some additional trays in this series that can be found on the same pages.

**Choose Your Colour**

Colour:	Model No:
Red	TBTPCOMBO1
Black	TBTPCOMBO2
Orange	TBTPCOMBO4
Blue	TBTPCOMBO5





## Superline PRO® Tool Chests

- ✓ All heavy gauged steel construction and manufactured with steel inner walls for extra strength and durability.
- ✓ Heavy-duty 45mm ball bearing drawer slides provide superior performance and carry heavier loads.
- ✓ Full height rear locking mechanism, locks full-length drawers in multiple locations.
- ✓ Added security provided by tumbler locks, supplied with two folding keys.
- ✓ Rust and solvent resistant powder coated finish.
- ✓ Rollcabs fitted with four extra heavy-duty Ø125mm rubber wheels, two castors with large toe locks and two fixed wheels.
- ✓ All Topchests feature heavy-duty side handles.
- ✓ All Rollcabs feature a high polished chrome handle for comfort and control when manoeuvring.
- ✓ Rollcabs and Hang-On Chests (not Locker) are supplied with a 10mm thick top mat to protect top surface from scratching.
- ✓ Throughout the range each drawer features stylish aluminium drawer pulls and non-slip liners.



AP41110,  
AP41119,  
AP41120  
shown with  
AP33589  
Hang-On  
Chest.



AP41110B,  
AP41119B,  
AP41120B  
shown with  
AP33519B  
Hang-On  
Locker.

### A 10 Drawer Topchest with Ball Bearing Slides - Red Model No. AP41110

Specification:	Width:	Depth:	Height:
Overall Size:	1025mm	435mm	495mm
Small Drawer (x3):	560mm	385mm	45mm
Medium Drawer (x1):	560mm	385mm	70mm
Large Drawer (x1):	560mm	385mm	100mm
Small 1/2 Drawer (x3):	290mm	385mm	45mm
Medium 1/2 Drawer (x1):	290mm	385mm	70mm
Large 1/2 Drawer (x1):	290mm	385mm	100mm

### B 10 Drawer Topchest with Ball Bearing Slides - Black Model No. AP41110B

Specification:	Width:	Depth:	Height:
Overall Size:	1025mm	435mm	495mm
Small Drawer (x3):	560mm	385mm	45mm
Medium Drawer (x1):	560mm	385mm	70mm
Large Drawer (x1):	560mm	385mm	100mm
Small 1/2 Drawer (x3):	290mm	385mm	45mm
Medium 1/2 Drawer (x1):	290mm	385mm	70mm
Large 1/2 Drawer (x1):	290mm	385mm	100mm



1025mm Extra-Wide



10 Drawer



### C 14 Drawer Topchest with Ball Bearing Slides - Red Model No. AP41149

Specification:	Width:	Depth:	Height:
Overall Size:	1025mm	435mm	490mm
Small Split Drawer (x6):	160mm	385mm	45mm
Small Drawer (x3):	560mm	385mm	45mm
Medium Drawer (x1):	560mm	385mm	70mm
Small 1/2 Drawer (x2):	290mm	385mm	45mm
Large 1/2 Drawer (x1):	290mm	385mm	100mm
Large 1/2 Drawer (x1):	290mm	385mm	120mm

### D 14 Drawer Topchest with Ball Bearing Slides - Black Model No. AP41149B

Specification:	Width:	Depth:	Height:
Overall Size:	1025mm	435mm	490mm
Small Split Drawer (x6):	160mm	385mm	45mm
Small Drawer (x3):	560mm	385mm	45mm
Medium Drawer (x1):	560mm	385mm	70mm
Small 1/2 Drawer (x2):	290mm	385mm	45mm
Large 1/2 Drawer (x1):	290mm	385mm	100mm
Large 1/2 Drawer (x1):	290mm	385mm	120mm



1025mm Extra-Wide



14 Drawer





**A**

**1 Drawer**

1030mm Extra-Wide

**Ball Bearing Drawer Slides**

**B**

**1 Drawer Mid-Box with Ball Bearing Slides - Black**

Model No. **AP41119B**

Specification:	Width:	Depth:	Height:
Overall Size:	1030mm	440mm	170mm
Large Drawer (x1):	925mm	385mm	90mm

Specification:	Width:	Depth:	Height:
Overall Size:	1030mm	440mm	170mm
Large Drawer (x1):	925mm	385mm	90mm

**C**

**12 Drawer**

1050mm Extra-Wide

**75+ KG HEAVY ITEM**

**Ball Bearing Drawer Slides**

**HEAVY DUTY**

**D**

**12 Drawer Rollcab with Ball Bearing Slides - Black**

Model No. **AP41120B**

Specification:	Width:	Depth:	Height:
Overall Size:	1050mm	465mm	1005mm
Large Drawer (x1):	920mm	385mm	105mm
Medium Drawer (x7):	560mm	385mm	70mm
Medium 1/2 Drawer (x2):	290mm	385mm	70mm
Large 1/2 Drawer (x1):	290mm	385mm	145mm
X-Large 1/2 Drawer (x1):	290mm	385mm	225mm

Specification:	Width:	Depth:	Height:
Overall Size:	1050mm	465mm	1005mm
Large Drawer (x1):	920mm	385mm	105mm
Medium Drawer (x7):	560mm	385mm	70mm
Medium 1/2 Drawer (x2):	290mm	385mm	70mm
Large 1/2 Drawer (x1):	290mm	385mm	145mm
X-Large 1/2 Drawer (x1):	290mm	385mm	225mm

**E**

**16 Drawer**

1050mm Extra-Wide

**75+ KG HEAVY ITEM**

**Ball Bearing Drawer Slides**

**HEAVY DUTY**

**F**

**16 Drawer Rollcab with Ball Bearing Slides - Black**

Model No. **AP41169B**

Specification:	Width:	Depth:	Height:
Overall Size:	1050mm	465mm	1005mm
Medium Drawer (x7):	560mm	385mm	70mm
Large Drawer (x1):	560mm	385mm	150mm
Medium 1/2 Drawer (x7):	290mm	385mm	70mm
Large 1/2 Drawer (x1):	290mm	385mm	150mm

Specification:	Width:	Depth:	Height:
Overall Size:	1050mm	465mm	1005mm
Medium Drawer (x7):	560mm	385mm	70mm
Large Drawer (x1):	560mm	385mm	150mm
Medium 1/2 Drawer (x7):	290mm	385mm	70mm
Large 1/2 Drawer (x1):	290mm	385mm	150mm





## Superline PRO® Tool Chests

- ✓ All Tool Chests on this page are designed to take our modular tool trays (see pages 16 to 27 for full details).
- ✓ All heavy gauged steel construction and manufactured with steel inner walls for extra strength and durability.
- ✓ Heavy-duty 45mm ball bearing drawer slides provide superior performance and carry heavier loads.
- ✓ Full height rear locking mechanism, locks full-length drawers in multiple locations.
- ✓ Added security provided by tumbler locks, supplied with two folding keys.
- ✓ Rust and solvent resistant powder coated finish.
- ✓ Rollcabs fitted with four extra-heavy-duty Ø125mm rubber wheels, two castors with large toe locks and two fixed wheels.
- ✓ All Topchests feature heavy-duty side handles.
- ✓ All Rollcabs feature a high polished chrome handle for comfort and control when manoeuvring.
- ✓ Rollcabs and Hang-On Chests (not Locker) are supplied with a 10mm thick top mat to protect surface from scratching.
- ✓ Throughout the range, each drawer features stylish aluminium drawer pulls and non-slip liners.



1265mm Super-Extra-Wide

10 Drawer

**A** 10 Drawer Topchest with Ball Bearing Slides - Red  
Model No. AP5210T

Specification:	Width:	Depth:	Height:
Overall Size:	1265mm	435mm	490mm
Medium Drawer (x10):	535mm	400mm	60mm



13 Drawer

1290mm Super-Extra-Wide

**C** 13 Drawer Rollcab with Ball Bearing Slides - Red  
Model No. AP5213T

Specification:	Width:	Depth:	Height:
Overall Size:	1290mm	465mm	1005mm
Large Drawer (x1):	1140mm	400mm	120mm
Medium 1/2 Drawer (x10):	535mm	400mm	60mm
Large 1/2 Drawer (x2):	535mm	400mm	165mm



B

B

10 Drawer

D

13 Drawer

1290mm Super-Extra-Wide

**B** 10 Drawer Topchest with Ball Bearing Slides - Black  
Model No. AP5210TB

Specification:	Width:	Depth:	Height:
Overall Size:	1265mm	435mm	490mm
Medium Drawer (x10):	535mm	400mm	60mm



D

**D** 13 Drawer Rollcab with Ball Bearing Slides - Black  
Model No. AP5213TB

Specification:	Width:	Depth:	Height:
Overall Size:	1290mm	465mm	1005mm
Large Drawer (x1):	1140mm	400mm	120mm
Medium 1/2 Drawer (x10):	535mm	400mm	60mm
Large 1/2 Drawer (x2):	535mm	400mm	165mm





### Superline PRO® Tool Chests

- ✓ All heavy gauged steel construction and manufactured with steel inner walls for extra strength and durability.
- ✓ Heavy-duty 45mm ball bearing drawer slides provide superior performance and carry heavier loads.
- ✓ Full height rear locking mechanism, locks full-length drawers in multiple locations.
- ✓ Added security provided by tumbler locks, supplied with two folding keys.
- ✓ Rust and solvent resistant powder coated finish.
- ✓ Standard and wide Rollcabs fitted with four Ø125mm rubber wheels, two castors with large toe locks and two fixed wheels.
- ✓ The 66" Rollcabs are fitted with six Ø125mm rubber wheels, two fixed and four castors, two of which are lockable.
- ✓ All Topchests feature heavy-duty side handles.
- ✓ All Rollcabs feature a high polished chrome handle for comfort and control when manoeuvring.
- ✓ Rollcabs and Hang-On Chests (not Locker) are supplied with a 10mm thick top mat to protect surface from scratching.
- ✓ Throughout the range each drawer features stylish aluminium drawer pulls and non-slip liners.

#### A 10 Drawer Topchest with Ball Bearing Slides - Red Model No. AP6610

Specification:	Width:	Depth:	Height:
Overall Size:	1655mm	435mm	495mm
Small Drawer (x4):	1200mm	405mm	50mm
Full Width Large Drawer (x1):	1200mm	405mm	130mm
Small 1/2 Drawer (x4):	325mm	405mm	50mm
Large 1/2 Drawer (x1):	325mm	405mm	130mm

#### B 1 Drawer Mid-Box with Ball Bearing Slides - Red Model No. AP6601

Specification:	Width:	Depth:	Height:
Overall Size:	1665mm	440mm	170mm
Full Width Large Drawer (x1):	1570mm	405mm	105mm

#### C 12 Drawer Rollcab with Ball Bearing Slides - Red Model No. AP6612

Specification:	Width:	Depth:	Height:
Overall Size:	1680mm	465mm	1005mm
Large Drawer (x1):	1570mm	405mm	105mm
Small Drawer (x5):	1200mm	405mm	50mm
Large Drawer (x1):	1200mm	405mm	130mm
Small 1/2 Drawer (x4):	325mm	405mm	50mm
X-Large 1/2 Drawer (x1):	325mm	405mm	235mm


**A**
**10 Drawer**
**B**
**1 Drawer**
**C**
**12 Drawer**

**1680mm Super-Extra-Wide**
**D**

**E**


#### D - E Hang-On Lockers Model No. SEE BELOW

Specification:	Width:	Depth:	Height:
Overall Size:	390mm	460mm	1325mm
Medium Drawer (x1):	285mm	390mm	60mm
Model No:			Colour:
D AP33519			Red
E AP33519B			Black





### Superline PRO® Tool Chests

- ✓ All heavy gauged steel construction and manufactured with steel inner walls for extra strength and durability.
- ✓ Heavy-duty 45mm ball bearing drawer slides provide superior performance and carry heavier loads.
- ✓ Full height rear locking mechanism, locks full-length drawers in multiple locations.
- ✓ Added security provided by tumbler locks, supplied with two folding keys.
- ✓ Rust and solvent resistant powder coated finish.
- ✓ Standard and wide rollcabs fitted with four Ø125mm rubber wheels, two castors with large toe locks and two fixed wheels.
- ✓ The 66" rollcabs are fitted with six Ø125mm rubber wheels, two fixed and four castors, two of which are lockable.
- ✓ All Topchests feature heavy-duty side handles.
- ✓ All Rollcabs feature handles for comfort and control when manoeuvring.
- ✓ Rollcabs and Hang-on Chests (not Locker) are supplied with a 10mm thick top mat to protect surface from scratching.
- ✓ Throughout the range each drawer features stylish aluminium drawer pulls and non-slip liners.



### A 4 Drawer Topchest with Ball Bearing Slides Model No. AP3401

Constructed from heavy gauged steel with steel inner walls for extra strength and durability. Heavy-duty 45mm ball bearing drawer slide provide superior performance and carry heavier loads. Rust and solvent resistant powder coat paint finish. All drawers supplied with 2mm EVA drawer liner. One drawer safety system to prevent accidental tipping of the topchest. Clamshell style lid construction for improved access and storage. Fitted with cylinder locks and supplied with two keys.

Specification:	Width:	Depth:	Height
Overall Size:	663mm	431mm	447mm
Medium Drawer (x3):	520mm	372mm	70mm
Medium Drawer (x1):	520mm	372mm	90mm



Features stainless steel top with storage compartments.



### B-C Rollcabs with Ball Bearing Slides Model No. SEE BELOW

Constructed from heavy gauged steel with steel inner walls for extra strength and durability. Heavy-duty 45mm ball bearing slides provide superior performance and carry heavier loads. Fitted with Ø125mm castors with black chrome hubcaps, two swivel locking castors and two fixed. Rollcab design features perforated side panels for hanging tools and accessories. Rust and solvent resistant powder coat finish. All drawers supplied with 2mm EVA drawer liner. Top and corners coated with plastic to avoid damage when moving around the workshop or garage. One drawer safety system to prevent accidental tipping of the rollcab. Plastic top fitted with stainless steel insert. Supplied with two keys.

### B Rollcab with Ball Bearing Slides Model No. AP3407

Specification:	Width:	Depth:	Height
Overall Size:	702mm	477mm	993mm
Medium Drawer (x6):	558mm	393mm	70mm
X-Large Drawer (x1):	558mm	393mm	201mm



### C Rollcab with Ball Bearing Slides Model No. AP3406

Specification:	Width:	Depth:	Height
Overall Size:	702mm	477mm	993mm
Medium Drawer (x4):	558mm	393mm	70mm
Large Drawer (x1):	558mm	393mm	149mm
X-Large Drawer (x1):	558mm	393mm	201mm





### Superline PRO® Black Edition Tool Chests

- ✓ All heavy gauged steel construction and manufactured with steel inner walls for extra strength and durability.
- ✓ Heavy-duty 45mm ball bearing drawer slides provide superior performance, suitable for heavier loads.
- ✓ Full height rear locking mechanism, locks smooth running soft close drawers in place.
- ✓ Rust and solvent resistant black crinkle effect finish.
- ✓ Rollcabs are fitted with four Ø125mm PP wheels with black chrome effect alloys, two castors with quick release anti-rotation toe locks and two fixed wheels, plus a side handle for manoeuvrability.
- ✓ Clamshell style topchests feature robust side handles and are supplied with a power strip (4 x 230V, 2 x 5V 2.4A USB sockets) which can be installed on either side.
- ✓ Topchests also feature an independent drawer that can be locked separately to other drawers, allowing belongings/valuables to be kept safe whilst other drawers are in use.
- ✓ Throughout the Superline PRO® Black Edition range, each drawer features stylish black anodized heavy-duty drawer pulls and pre-cut non-slip liners.
- ✓ Supplied with two folding keys.



Rust and solvent resistant black crinkle effect finish.

#### **A** 4 Drawer 660mm Topchest with Soft Close Drawers & Power Strip Model No. AP2704BE

Specification:	Width:	Depth:	Height:
Overall Size:	660mm	450mm	635mm
Medium 1/2 Drawer (x2):	265mm	400mm	60mm
Medium Drawer (x1):	565mm	400mm	60mm
Large Drawer (x1):	565mm	400mm	100mm
Clam Shell Top:	595mm	415mm	260mm

#### **B** 5 Drawer 680mm Rollcab with Soft Close Drawers Model No. AP2705BE

Specification:	Width:	Depth:	Height:
Overall Size inc. Handle:	760mm	460mm	985mm
Medium Drawer (x1):	565mm	390mm	60mm
Medium Drawer (x1):	565mm	390mm	80mm
Large Drawer (x2):	565mm	390mm	135mm
X-Large Drawer (x1):	565mm	390mm	250mm

#### **C** 9 Drawer 690mm Tower Cabinet with Soft Close Drawers & Power Strip Model No. AP2709BE

Clamshell compartment has been specifically design to be the perfect working height for diagnostic and data analysis screens. Each drawer features stylish black anodized heavy-duty drawer pulls and pre-cut non slip liners. Supplied with two folding keys.

Specification:	Width:	Depth:	Height:
Overall Size:	690mm	460mm	1395mm
Medium Drawer (x8):	565mm	390mm	60mm
Large Drawer (x1):	565mm	390mm	170mm



Supplied with a power strip (4 x 230V, 2 x 5V 2.4A USB sockets), which can be installed on either side.



Heavy-duty 45mm ball bearing drawer slides provide superior performance, suitable for heavier loads.



Ø125mm PP wheels with black chrome effect alloys, two castors with quick release anti-rotation toe locks and two fixed wheels.



#### Power Tool Storage Racks

See page 1043 for our range of wall mounting power tool storage racks.





**A** 6 Drawer 910mm Topchest with Soft Close Drawers & Power Strip  
Model No. **AP3607BE**

Specification:	Width:	Depth:	Height:
Overall Size:	910mm	450mm	632mm
Medium 1/2 Drawer (x4):	376mm	400mm	70mm
Large 1/2 Drawer (x2):	376mm	400mm	115mm

**B** 6 Drawer 915mm Rollcab with Soft Close Drawers  
Model No. **AP3606BE**

Specification:	Width:	Depth:	Height:
Overall Size inc. Handle:	1001mm	458mm	980mm
Small Drawer (x2):	796mm	410mm	45mm
Medium Drawer (x1):	796mm	410mm	73mm
Large Drawer (x1):	796mm	410mm	96mm
X-Large Drawer (x1):	796mm	410mm	146mm
XX-Large Drawer (x1):	796mm	410mm	222mm

**E - F** Toolbox Hutches with Power Strip  
Model No. **SEE BELOW**

Supplied with a power strip (4 x 230V, 2 x 5V 2.4A USB sockets) which can be installed on either side. Perforated back panel for hook storage. Steel barrel lock supplied with two keys. 2mm EVA hutch liner.

Model No:	Specification (W x D x H):
<b>E</b> AP36HBE	910 x 450 x 635mm
<b>F</b> AP41HBE	1030 x 450 x 630mm

**C** 6 Drawer 1030mm Topchest with Soft Close Drawers & Power Strip  
Model No. **AP4106BE**

Specification:	Width:	Depth:	Height:
Overall Size:	1030mm	450mm	585mm
Medium 1/2 Drawer (x3):	350mm	400mm	70mm
Medium Drawer (x3):	520mm	400mm	70mm
Clam Shell Top:	960mm	415mm	260mm

**D** 11 Drawer 1040mm Rollcab with Soft Close Drawers  
Model No. **AP4111BE**

Specification:	Width:	Depth:	Height:
Overall Size inc. Handle:	1122mm	458mm	1079mm
Medium Drawer (x1):	925mm	400mm	85mm
Medium 1/2 Drawer (x3):	340mm	400mm	70mm
Large 1/2 Drawer (x1):	340mm	400mm	150mm
X-Large 1/2 Drawer (x1):	340mm	400mm	220mm
Medium Drawer (x3):	520mm	400mm	70mm
Large Drawer (x1):	520mm	400mm	150mm
X-Large Drawer (x1):	520mm	400mm	220mm







Power tool charging drawer fitted with 2 x 230V sockets & 2 x 5V 2.4A USB sockets.



Stainless steel 'flip-top' providing a work surface and additional storage.



Each drawer features stylish black anodized heavy-duty drawer pulls plus pre-cut non-slip liners.



Ø125mm PP wheels with black chrome effect alloys.

**A 1120mm Mobile Tool Cabinet with Power Tool Charging Drawer**  
**Model No. AP4206BE**

Each drawer features stylish black anodized heavy-duty drawer pulls plus pre-cut non-slip liners. Power tool charging drawer fitted with 2 x 230V sockets & 2 x 5V 2.4A USB sockets. Stainless steel 'flip-top' split providing a work surface and additional storage. Two cylinder locks allow drawers and power tool charging drawer to be locked separately.

Specification:	Width:	Depth:	Height:
<b>Overall Size:</b>	1120mm	584mm	990mm
<b>Top Compartment:</b>	959mm	446mm	79mm
<b>Small Drawer (x3):</b>	553mm	488mm	49mm
<b>Medium Drawer (x2):</b>	553mm	488mm	90mm
<b>Large Drawer (x1):</b>	553mm	488mm	214mm
<b>Power Tool Charging Drawer/Storage Area:</b>	488mm	335mm	643mm



**B NEW**



10 Drawer



**B 1600mm Mobile Tool Cabinet with Power Tool Charging Drawer**  
**Model No. AP6310BE**

Each drawer features stylish black anodized heavy-duty drawer pulls plus pre-cut non-slip liners. Power tool charging drawer fitted with 2 x 230V sockets & 2 x 5V 2.4A USB sockets. Stainless steel 'flip-top' split equally into 2-sections providing a work surface and additional storage. Two cylinder locks allow drawers and power tool charging drawer to be locked separately.

Specification:	Width:	Depth:	Height:
<b>Overall Size:</b>	1600mm	584mm	990mm
<b>Top Compartment (Small):</b>	720mm	200mm	70mm
<b>Top Compartment (Large):</b>	720mm	280mm	70mm
<b>Small Drawer (x4):</b>	326mm	482mm	49mm
<b>Medium Drawer (x3):</b>	641mm	482mm	70mm
<b>Medium 2/3 Drawer (x1):</b>	1036mm	482mm	70mm
<b>Large Drawer (x1):</b>	326mm	482mm	206mm
<b>X-Large Drawer (x1):</b>	641mm	482mm	206mm
<b>Power Tool Charging Drawer/Storage Area:</b>	485mm	335mm	525mm







Premier Tool Chests

- ✓ Heavy-duty welded steel construction for strength and durability.
- ✓ Choice of finish, textured powder coat or anti-fingerprint stainless steel, both solvent and rust resistant.
- ✓ Ball bearing drawer slides provide superior performance and carry heavier loads, double sets on large drawers.
- ✓ All drawers have full width sand blasted aluminium 'Lift & Latch' drawer pulls, making access easy, while preventing inadvertent opening when box is being moved.
- ✓ Heavy-duty Ø125mm Mag style castors, two swivel with toe brakes and two fixed on rollcabs.
- ✓ Heavy-duty exterior handles on chest and cabinets.
- ✓ Non-slip drawer liners supplied for all drawers.
- ✓ Topchests feature gas struts on lids for easy opening.
- ✓ Rollcabs (except for stainless steel versions) supplied with 12mm PVC coated MDF worktop for use as a workbench when not used with a topchest.
- ✓ Integral locking system locks all drawers in each unit with the turn of a key.
- ✓ All supplied with two keys.
- ✓ Manufactured to the highest levels to withstand the toughest of workshop/garage conditions.



Non-slip drawer liners supplied for all drawers.



Heavy-duty gas struts on Topchest lid for easy opening.

Tool Chest Style	
	Topchests
	Mid-boxes
	Rollcabs
	Hang-Ons



Aluminium 'Lift & Latch' drawer pulls prevent inadvertent opening when box is being moved.



Heavy-duty side handles on chest and cabinet (cabinet side handle shown).



Heavy-duty ball bearing drawer slides on all drawers, double slides on deep drawers.



Heavy-duty Ø125mm Mag style castors. Two Swivel with toe brakes and two fixed.

Premier® Range Compatibility Chart - See pages 981 to 982 for Extra-Wide and Super-Extra-Wide Models.								
Model No.	PTB66004	PTB66004SS	PTB91508	PTB67506	PTB67506SS	PTB93006	PTB39003	PTB40506
PTB66004	✗	✗	✗	✓	✓	✗	✗	✗
PTB66004SS	✗	✗	✗	✓	✓	✗	✗	✗
PTB91508	✗	✗	✗	✗	✗	✓	✗	✗
PTB67506	✓	✓	✗	✗	✗	✗	✗	✓
PTB67506SS	✓	✓	✗	✗	✗	✗	✗	✓
PTB93006	✗	✗	✓	✗	✗	✗	✓	✓
PTB39003	✗	✗	✗	✗	✗	✓	✗	✗
PTB40506	✗	✗	✗	✓	✓	✓	✗	✗





**A - D Premier Tool Chests**  
Model No. [SEE BELOW](#)

- ✓ Heavy-duty welded steel construction for strength and durability.
- ✓ Choice of finish, textured powder coat or anti-fingerprint stainless steel, both solvent and rust resistant.
- ✓ Ball bearing drawer slides provide superior performance and carry heavier loads, double sets on large drawers.
- ✓ All drawers have full width sand blasted aluminium 'Lift & Latch' drawer pulls, making access easy, while preventing inadvertent opening when box is being moved.
- ✓ Heavy-duty Ø125mm Mag style castors, two swivel with toe brakes and two fixed on rollcabs.
- ✓ Heavy-duty exterior handles on chest and cabinets.
- ✓ Non-slip drawer liners supplied for all drawers.
- ✓ Topchests feature gas struts on lids for easy opening.
- ✓ Integral locking system locks all drawers in each unit with the turn of a key.
- ✓ All supplied with two keys.



**A 4 Drawer 660mm Heavy-Duty Topchest**  
Model No. [PTB66004](#)

Specification:	Width:	Depth:	Height:
Overall Size:	660mm	450mm	565mm
Medium Drawer (x3):	570mm	385mm	60mm
Large Drawer (x1):	570mm	385mm	135mm

**B 6 Drawer 675mm Heavy-Duty Rollcab**  
Model No. [PTB67506](#)

Specification:	Width:	Depth:	Height:
Overall Size:	675mm	460mm	1050mm
Medium Drawer (x3):	570mm	385mm	60mm
Large Drawer (x2):	570mm	385mm	135mm
X-Large Drawer (x1):	570mm	385mm	210mm

**C 4 Drawer 675mm Stainless Steel Heavy-Duty Topchest**  
Model No. [PTB66004SS](#)

Specification:	Width:	Depth:	Height:
Overall Size:	675mm	460mm	565mm
Medium Drawer (x3):	560mm	385mm	60mm
Large Drawer (x1):	560mm	385mm	135mm

**D 6 Drawer 675mm Stainless Steel Heavy-Duty Rollcab**  
Model No. [PTB67506SS](#)

Specification:	Width:	Depth:	Height:
Overall Size:	675mm	460mm	1030mm
Medium Drawer (x3):	560mm	385mm	60mm
Large Drawer (x2):	560mm	385mm	135mm
X-Large Drawer (x1):	560mm	385mm	210mm





**A - B Locker/Hang-on Chest**  
Model No. **SEE BELOW**

	<b>A</b>	<b>B</b>
Model No:	PTB39003	PTB40506
Type:	Locker	Hang-On Chest
Drawers:	3	6
Overall Size (W x D x H):	390 x 460 x 1390mm	405 x 460 x 885mm



**C 8 Drawer 915mm Heavy-Duty Topchest**  
Model No. **PTB91508**

Specification:	Width:	Depth:	Height:
Overall Size:	915mm	450mm	565mm
Medium 1/2 Drawer (x6):	385mm	385mm	60mm
Medium Drawer (x2):	825mm	385mm	60mm

**D 6 Drawer 930mm Heavy-Duty Rollcab**  
Model No. **PTB93006**

Specification:	Width:	Depth:	Height:
Overall Size:	930mm	460mm	1050mm
Medium Drawer (x3):	825mm	385mm	60mm
Large Drawer (x2):	825mm	385mm	135mm
X-Large Drawer (x1):	825mm	385mm	210mm



Non-slip drawer liners supplied for all drawers.



Topchests feature gas struts on lids for easy opening.



Heavy-duty Ø125mm Mag style castors. Two Swivel with toe brakes and two fixed.

## A - D Premier Tool Chests

Model No. SEE BELOW

- ✓ Heavy-duty welded steel construction for strength and durability.
- ✓ Choice of finish, textured powder coat or anti-fingerprint stainless steel, both solvent and rust resistant.
- ✓ Ball bearing drawer slides provide superior performance and carry heavier loads, double sets on large drawers.
- ✓ All drawers have full width sand blasted aluminium 'Lift & Latch' drawer pulls, making access easy, while preventing inadvertent opening when box is being moved.
- ✓ Heavy-duty Ø125mm Mag style castors, two swivel with toe brakes and two fixed on rollcabs.
- ✓ Heavy-duty exterior handles on chest and cabinets.
- ✓ Non-slip drawer liners supplied for all drawers.
- ✓ Topchests feature gas struts on lids for easy opening.
- ✓ Integral locking system locks all drawers in each unit with the turn of a key.
- ✓ All supplied with two keys.
- ✓ Manufactured to the highest levels to withstand the toughest of workshop/garage conditions.

### A 8 Drawer 1040mm Heavy-Duty Topchest

Model No. PTB104008

Specification:	Width:	Depth:	Height:
Overall Size:	1040mm	450mm	570mm
Medium Drawer (x3):	595mm	385mm	60mm
Medium 1/2 Drawer (x3):	300mm	385mm	60mm
Large Drawer(x1):	595mm	385mm	135mm
Large 1/2 Drawer (x1):	300mm	385mm	135mm

### B 11 Drawer 1055mm Heavy-Duty Rollcab

Model No. PTB105511

Specification:	Width:	Depth:	Height:
Overall Size:	1055mm	460mm	1050mm
Full Width Large			
Drawer (x1):	950mm	385mm	135mm
Medium Drawer (x3):	595mm	385mm	60mm
Medium 1/2 Drawer (x3):	295mm	385mm	60mm
Large Drawer (x1):	595mm	385mm	135mm
Large 1/2 Drawer (x1):	295mm	385mm	135mm
X-Large Drawer (x1):	595mm	385mm	210mm
X-Large 1/2 Drawer (x1):	295mm	385mm	210mm

### C 8 Drawer 1055mm Stainless Steel Heavy-Duty Topchest

Model No. PTB104008SS

Specification:	Width:	Depth:	Height:
Overall Size:	1055mm	450mm	565mm
Medium Drawer (x3):	585mm	385mm	60mm
Medium 1/2 Drawer (x3):	290mm	385mm	60mm
Large Drawer(x1):	585mm	385mm	135mm
Large 1/2 Drawer (x1):	290mm	385mm	135mm

### D 11 Drawer 1055mm Stainless Steel Heavy-Duty Rollcab

Model No. PTB105511SS

Specification:	Width:	Depth:	Height:
Overall Size:	1055mm	460mm	1030mm
Full Width Large			
Drawer (x1):	945mm	385mm	135mm
Medium Drawer (x3):	585mm	385mm	60mm
Medium 1/2 Drawer (x4):	285mm	385mm	60mm
Large Drawer (x1):	585mm	385mm	135mm
Large 1/2 Drawer (x1):	285mm	385mm	135mm
X-Large Drawer (x1):	585mm	385mm	210mm
X-Large 1/2 Drawer (x1):	285mm	385mm	210mm

A

8 Drawer

B

11 Drawer



Premier™

HEAVY DUTY

Ball bearing Drawer Slides

FULLY EXTENDABLE DRAWERS

Lift & Latch™ DRAWER PULLS

75+ KG HEAVY ITEM

1055mm Extra-Wide

C

8 Drawer



Premier™

HEAVY DUTY

Ball bearing Drawer Slides

FULLY EXTENDABLE DRAWERS

STAINLESS STEEL

ANTI-FINGERPRINT

Lift & Latch™ DRAWER PULLS

75+ KG HEAVY ITEM

1055mm Extra-Wide

D

11 Drawer



## A 7 Drawer 1415mm Heavy-Duty Topchest

Model No. **PTB141507**

Specification:	Width:	Depth:	Height:
Overall Size:	1415mm	450mm	565mm
Medium Drawer (x3):	695mm	385mm	58mm
Medium 1/2 Drawer (x2):	615mm	385mm	58mm
Large Drawer (x1):	695mm	385mm	135mm
X-Large 1/2 Drawer (x1):	615mm	385mm	210mm

## B 11 Drawer 1430mm Heavy-Duty Rollcab

Model No. **PTB143011**

Specification:	Width:	Depth:	Height:
Overall Size:	1430mm	460mm	1050mm
Full Width Large Drawer (x1):	1345mm	385mm	130mm
Medium Drawer (x3):	695mm	385mm	58mm
Medium 1/2 Drawer (x3):	615mm	385mm	58mm
Large Drawer (x1):	695mm	385mm	135mm
Large 1/2 Drawer (x1):	615mm	385mm	135mm
X-Large Drawer (x1):	695mm	385mm	210mm
X-Large 1/2 Drawer (x1):	615mm	385mm	210mm

## C 10 Drawer 1830mm Heavy-Duty Topchest

Model No. **PTB181510**

Specification:	Width:	Depth:	Height:
Overall Size:	1830mm	500mm	565mm
Medium 1/2 Drawer (x2):	395mm	425mm	58mm
Large 1/2 Drawer (x4):	395mm	425mm	135mm
Medium Drawer (x3):	825mm	425mm	58mm
Large Drawer (x1):	825mm	425mm	135mm

## D 15 Drawer 1845mm Heavy-Duty Rollcab

Model No. **PTB183015**

Specification:	Width:	Depth:	Height:
Overall Size:	1845mm	510mm	1125mm
Medium 1/2 Drawer (x2):	395mm	425mm	58mm
Large 1/2 Drawer (x4):	395mm	425mm	135mm
X-Large 1/2 Drawer (x2):	395mm	425mm	285mm
Medium Drawer (x1):	820mm	425mm	58mm
Large Drawer(x3):	820mm	425mm	135mm
Medium Drawer (x2):	1280mm	425mm	58mm
Large Drawer (x1):	1280mm	425mm	135mm



Heavy-duty gas struts on topchest lid for easy opening.



Heavy-duty side handles on rollcabs for manoeuvrability.



Aluminium 'Lift & Latch' drawer pulls prevent inadvertent opening when box is being moved.



Heavy-duty Ø125mm Mag style castors. Four Swivel with toe brakes and two fixed.

**A**

7 Drawer



**NEW**

**Premier™**

**HEAVY DUTY**

**Ball Bearing Drawer Slides**

**FULLY EXTENDABLE DRAWERS**

**Lift & Latch™ DRAWER PULLS**

**75+ KG HEAVY ITEM**

1430mm Super-Extra-Wide

**C**

10 Drawer



**Premier™**

**HEAVY DUTY**

**Ball Bearing Drawer Slides**

**FULLY EXTENDABLE DRAWERS**

**Lift & Latch™ DRAWER PULLS**

**75+ KG HEAVY ITEM**

**D**

15 Drawer



**Premier™**

**HEAVY DUTY**

**Ball Bearing Drawer Slides**

**FULLY EXTENDABLE DRAWERS**

**Lift & Latch™ DRAWER PULLS**

**75+ KG HEAVY ITEM**

1845mm Super-Extra-Wide



**A** 10 Drawer & 2 Wall Cupboard Stainless Steel Mobile Tool Cabinet with Backboard  
Model No. **AP5520SS**

Overall Size (W x D x H):	1475 x 505 x 1860mm
Wall Cabinet (x2) (W x D x H):	645 x 300 x 410mm



**C** 3-Level Stainless Steel Workshop Trolley  
Model No. **CX410SS**

Grade 304 stainless steel workshop trolley with three 30kg capacity shelves. Shelves have 30mm walls around the sides and back with an opening at the front - ideal for quickly getting to tools or fixings without obstruction. Fitted with a side handle and four swivel castor wheels for ease of mobility around the workplace. Supplied flat packed.

Overall Size (W x D x H):	810 x 458 x 862mm
Shelf Size (W x D x H):	715 x 450 x 30mm
Capacity:	30kg/level*
	*Evenly distributed

**A - B** Mobile Stainless Steel Tool Cabinets  
Model No. **SEE BELOW**

Anti-fingerprint stainless steel construction with a 38mm thick wooden worktop. 45kg Capacity drawers with aluminium pull handles and non-slip liners. Four large castor wheels, two fixed and two swivel that include brakes. Model No. AP5520SS additionally includes a pegboard back panel - ideal for hanging tools - and two cupboards with gas strut doors, for added storage. All tool cabinets come with a heavy-duty side handle for comfort and control when manoeuvring. All supplied with locks and keys, some simple assembly required.

Drawer Specification:	Width:	Depth:	Height:
Medium 1/2 Drawer (x3):	375mm	395mm	65mm
Large 1/2 Drawer (x1):	375mm	395mm	140mm
X-Large 1/2 Drawer (x1):	375mm	395mm	220mm
Medium Drawer (x3):	855mm	395mm	65mm
Large Drawer (x1):	855mm	395mm	140mm
X-Large Drawer (x1):	855mm	395mm	220mm



**B** 10 Drawer & Cupboard Stainless Steel Mobile Tool Cabinet  
Model No. **AP7210SS**

Overall Size (W x D x H):	1990 x 490 x 950mm
Cupboard (x1) (W x D x H):	400 x 465 x 685mm



**D** 4 Drawer Stainless Steel Mobile Tool Cabinet  
Model No. **AP4804SS**

Anti-fingerprint stainless steel construction. Supplied with a 25mm thick wooden worktop. Four drawers with 45kg capacity each. Each drawer features aluminium pull handles and non-slip liners. Side storage cupboard with shelf and peg board inlay. Four large castor wheels, two fixed and two swivel that include brakes. Cabinet supplied with a heavy-duty side handle for comfort and control when manoeuvring. Supplied with a lock and two keys. Some simple assembly required.

Specification:	Width:	Depth:	Height:
Overall Size:	1220mm	460mm	950mm
Small Drawer (x1):	690mm	399mm	60mm
Medium Drawer (x2):	690mm	399mm	140mm
Large Drawer (x1):	690mm	399mm	220mm
Cupboard:	440mm	440mm	680mm



## A - I Retro Tool Chests

Model No. [SEE BELOW](#)

- ✓ Choice of three stylish colour combinations.
- ✓ Retro styled tool chests with modern day functionality.
- ✓ Feature ball bearing drawer slides with 45kg load capacity and 'Lift & Latch' drawer pulls preventing inadvertent opening.
- ✓ Retro theme is continued with chrome plated top lid stays and chrome side handles.
- ✓ Drawers and top lid are fitted with drawer liners and lock on one key turn.
- ✓ Rollcabs feature stylish heavy-duty castors, two with brakes.



Non-slip drawer liners supplied for all drawers.



Ball bearing drawer slides and 'Lift & Latch' drawer pulls prevent inadvertent opening.



Heavy-duty chrome side handle on Rollcabs.



Heavy-duty chrome side handle on Topchests.



Rollcabs feature stylish heavy-duty castors, two with brakes.

### A - C 4 Drawer Retro Style Topchests

Model No. [SEE BELOW](#)

Specification:	Width:	Depth:	Height:
<b>Overall Size:</b>	700mm	450mm	495mm
<b>Medium Drawer (x4):</b>	570mm	400mm	60mm
<b>Clam Shell Top:</b>	590mm	430mm	80mm*
*(Restricted)			

Model No:	Colour:
<b>A</b> AP28104	Cream
<b>B</b> AP28104BWS	Blue with White Stripes
<b>C</b> AP28104BR	Black with Red Drawer Pulls

### D - F 2 Drawer Retro Style Mid-Boxes

Model No. [SEE BELOW](#)

Specification:	Width:	Depth:	Height:
<b>Overall Size:</b>	710mm	460mm	270mm
<b>Medium Drawer (x2):</b>	570mm	400mm	60mm
<b>Model No:</b>	<b>Colour:</b>		
<b>D</b> AP28102	Cream		
<b>E</b> AP28102BWS	Blue with White Stripes		
<b>F</b> AP28102BR	Black with Red Drawer Pulls		

### G - I 4 Drawer Retro Style Rollcabs

Model No. [SEE BELOW](#)

Specification:	Width:	Depth:	Height:
<b>Overall Size:</b>	730mm	460mm	825mm
<b>Large Drawer (x1):</b>	570mm	400mm	105mm
<b>X-Large Drawer (x3):</b>	570mm	400mm	135mm
<b>Model No:</b>	<b>Colour:</b>		
<b>G</b> AP28204	Cream		
<b>H</b> AP28204BWS	Blue with White Stripes		
<b>I</b> AP28204BR	Black with Red Drawer Pulls		

**Premier™**



**A - C 4 Drawer Wide Retro Style Topchests**

Model No. [SEE BELOW](#)

Specification:	Width:	Depth:	Height:
Overall Size:	1080mm	450mm	495mm
Medium Drawer (x4):	945mm	400mm	60mm
Clam Shell Top:	960mm	430mm	80mm*

\*(Restricted)

Model No:	Colour:
<b>A</b> AP41104	Cream
<b>B</b> AP41104BWS	Blue with White Stripes
<b>C</b> AP41104BR	Black with Red Drawer Pulls

**D - F 6 Drawer Wide Retro Style Rollcabs**

Model No. [SEE BELOW](#)

Specification:	Width:	Depth:	Height:
Overall Size:	1100mm	460mm	1040mm
Medium Drawer (x3):	945mm	400mm	60mm
Large Drawer (x2):	945mm	400mm	135mm
X-Large Drawer (x1):	945mm	400mm	210mm

Model No:	Colour:
<b>D</b> AP41206	Cream
<b>E</b> AP41206BWS	Blue with White Stripes
<b>F</b> AP41206BR	Black with Red Drawer Pulls

Please note that for security reasons we are only able to supply complete lock assembly and key sets as replacements for our toolboxes and site boxes (where applicable) and not individual replacement keys. We therefore recommend getting additional keys cut if deemed necessary.



**A**

**4 Drawer**



**D**

**6 Drawer**

**B**

**4 Drawer**



**C**

**4 Drawer**



**E**

**6 Drawer**

**F**


**6 Drawer**



'Lift & Latch' drawer pulls prevent inadvertent opening.



Heavy-duty castors, two with brakes.



Supplied with two keys for each unit.



# Premier™

## Premier Topchests & Rollcabs

- ✓ Heavy gauge steel with double wall construction for extra strength and durability.
- ✓ Ball bearing drawer slides provide superior performance and carry heavier loads.
- ✓ Each drawer fitted with a catch to prevent unexpected opening, when being transported around the workshop.
- ✓ Added security provided by side mounted cylinder locks, supplied with two keys.
- ✓ Unique design incorporates perforated side panels for hanging tools and accessories.
- ✓ Ideally suited for the Premier range of Modular Tool Trays (see pages 16 to 27 for full details).
- ✓ Fitted with anti-shock protection on all four corners to prevent accidental damage.
- ✓ Rust and solvent resistant powder coated finish.
- ✓ Recessed handles permit Topchests to be slotted into work environments where space is tight.
- ✓ Rollcabs feature rubber grip side handles for comfort and ease when manoeuvring with tough composite top for fitting and securing Topchest or can be used as a workstation.
- ✓ Each Rollcab includes two Ø125mm castors with large toe locks and two fixed wheels.



All Topchests and Rollcabs are suitable for our Premier range of modular tool trays, see pages 16 to 27 for more details.



**A** 6 Drawer Topchest with Ball Bearing Slides  
Model No. AP2403

Specification:	Width:	Depth:	Height:
Overall Size:	690mm	465mm	535mm
Medium Drawer (x6):	535mm	400mm	60mm



**B** 6 Drawer Rollcab with Ball Bearing Slides  
Model No. AP2406

Specification:	Width:	Depth:	Height:
Overall Size:	765mm	465mm	960mm
Medium Drawer (x3):	535mm	400mm	60mm
Large Drawer (x2):	535mm	400mm	130mm
X-Large Drawer (x1):	535mm	400mm	195mm



**C** 8 Drawer Rollcab with Ball Bearing Slides  
Model No. AP2408

Specification:	Width:	Depth:	Height:
Overall Size:	765mm	465mm	960mm
Medium Drawer (x6):	535mm	400mm	60mm
Large Drawer (x2):	535mm	400mm	130mm

# Premier™

## MODULAR TOOL TRAYS

The AP24 series tool chests are designed to accept the Premier and Premier Platinum tool trays. Make your own tool kit by selecting the models featured on pages 16-24. Alternatively choose a ready made combination featured on pages 987-988.



**A**



**6 Drawer**



**HEAVY DUTY**

**Ball bearing**  
Drawer Slides

### **A** Rollcab 6 Drawer with Ball-Bearing Slides with 298pc Tool Kit Model No. **AP2406TBC01**

Premier ball bearing six drawer Rollcab and Modular Tool Tray combination, carefully hand picked by professionals, for professionals. Tools have been selected from our Premier Line range and are covered by a lifetime guarantee\*. For full details and specification of Model No. AP2406 Rollcab, see page 986, and for the Modular Tool Trays see pages 16 to 21. Includes Tool Tray Model No's TBT01, TBT02, TBT03, TBT07, TBT08, TBT09, TBT11, TBT14, TBT17, TBT19, TBT20, TBT21.

**B**

**HEAVY DUTY**

**Ball bearing**  
Drawer Slides



**8 Drawer**



**Premier**

**LIFETIME**  
GUARANTEE\*

### **B** 8 Drawer Rollcab with Ball Bearing Slides & 707pc Tool Kit Model No. **AP2408TTC08**

Premier ball bearing eight drawer Rollcab and Modular Tool Tray combination, carefully hand picked by professionals, for professionals. Tools have been selected from our Premier Line range and are covered by a lifetime guarantee\*. For full details and specification of Model No. AP2408 Rollcab, see page 986, and for the Modular Tool Trays see pages 16 to 21. Includes Tool Tray Model No's TBT01, TBT02, TBT03, TBT04, TBT07, TBT08, TBT09, TBT11, TBT13, TBT14, TBT16, TBT17, TBT18, TBT19, TBT20, TBT21, TBT23, TBT26.



## A 14 Drawer Tool Chest Combination with 1233pc Tool Kit

Model No. **APTTC02**

Premier Ball Bearing 6 Drawer Topchest, 8 Drawer Rollcab and Modular Tool Tray combination, carefully hand picked by professionals, for professionals. Tools have been selected from our Premier Line range and are covered by a lifetime guarantee\*. For full details and specification of Model No. AP2403 Topchest and Model No. AP2408 Rollcab see page 986. Includes Tool Tray Model No's: TBT01, TBT02, TBT03, TBT04, TBT05, TBT06, TBT07, TBT08, TBT09, TBT11, TBT12, TBT13, TBT14, TBT15, TBT16, TBT17, TBT18, TBT19, TBT23, TBT24, TBT25, TBT26, TBT27, TBT28, TBT29, TBT30, TBT31, TBT32, TBTB (x2). See pages 16 to 27 for full details.

**Premier™**



Extra Deep  
Topchest

**HEAVY  
DUTY**

**Ball  
Bearing**  
Drawer Slides

6 Drawer

8 Drawer



The Professional Tool kit shown here is amongst our most popular. For other options please contact our sales office or visit our website [www.sealey.co.uk](http://www.sealey.co.uk). Alternatively why not design your own bespoke kit? See pages 986 to 987 for details of the tool chests in our Premier Ball Bearing Range and pages 16 to 27 for details of our Modular Tool Tray inserts.





**A PerfoTool Storage Panel for AP24 Series Rollcabs**

**Model No. AP24ACC1**

PerfoTool storage panel can be fitted to all Rollcabs in our AP24 Series when a Topchest is not required, allowing Rollcab top to be used as a workbench. Reinforced poles slot into the rollcab securely, keeping the unit sturdy. Suitable for hanging some of the most frequently used tools, allowing easy selection. Supplied with an assortment of hanging hooks. Tools not included. N.B. Not suitable for use with AP2416 and AP2418 Mobile Workstations.

**Size (W x D x H):** 655 x 55 x 600mm



**AP24ACC1 with Rollcab, Model No. AP2408**

**F Drawer Dividers**

**Model No. SEE BELOW**

Drawer dividers suitable for medium and large drawers on the AP24 Series topchests, rollcabs and workstations. Designed to keep tools and parts in a neat and easily accessible order.

Model No:	Size (W x D x H):	Pack Qty:
AP24ACC6	3 x 395 x 58mm	1
AP24ACC7	3 x 395 x 120mm	1



**B Side Shelf & Roll Holder for AP24 Series Tool Chests**

**Model No. AP24ACC2**

Easy fix shelf with raised edge and paper roll holder. Ideal for small components, helping to prevent the loss of parts and keeping work area tidy. Roll holder underneath shelf for easy-access to paper when required. For paper roll see page 1324.

**Size (W x D x H):** 305 x 305 x 190mm




**D Can & Bottle Holder for AP24 Series Tool Chests**

**Model No. AP24ACC5**

Easy fix can and bottle holder for storing aerosols, maintenance spray and other frequently used products.

**Size (W x D x H):** 250 x 62 x 110mm



**C Document Holder for AP24 Series Tool Chests**

**Model No. AP24ACC3**

Easy fix document holder helps keep paperwork from getting lost or dirty and means it is always to hand when needed for the job. Suitable for all AP24 Series tool chests (except Model No's AP2401 and AP2401M).

**Size (W x D x H):** 255 x 65 x 265mm



**E Waste Bin for AP24 Series Tool Chests**

**Model No. AP24ACC4**

Easy fix waste bin, allowing work area to be kept clean and tidy. Simply lift off to empty. Suitable for all AP24 Series tool chests (except Model No's AP2401 and AP2401M).

**Size (W x D x H):** 300 x 180 x 300mm





## A - B Heavy-Duty Mobile Workstations

Model No. SEE BELOW

Heavy gauge steel with double wall construction for extra strength and durability. Fitted with oversized, heavy-duty Ø160mm wheels, two fixed and two locking castors. Ball bearing drawer slides provide superior performance and carry heavier loads. Each drawer is fitted with a catch to prevent unexpected opening when being transported around the workshop. Added security provided by side mounted cylinder lock. Model No. AP2418 is supplied with one lockable cupboard with internal shelving for added storage. Supplied with two keys for drawers and two keys for cupboards (where applicable). Unique design incorporates perforated side panels for hanging tools and accessories. Ideally suited for the Premier range of modular tool trays, see pages 16 to 27. Rust and solvent resistant powder coated finish. Fitted with anti-shock protection on all four corners to prevent accidental damage. Heavy-duty metal worktop makes these units a very durable workstation.



### A 8 Drawer Mobile Workstation with Ball Bearing Slides

Model No. AP2418

Specification:	Width:	Depth:	Height:
Overall Size:	1130mm	565mm	1000mm
Medium Drawer (x6):	535mm	400mm	60mm
Large Drawer (x2):	535mm	400mm	130mm



### B 16 Drawer Mobile Workstation with Ball Bearing Slides

Model No. AP24216

Specification:	Width:	Depth:	Height:
Overall Size:	1130mm	565mm	1000mm
Medium Drawer (x6):	535mm	400mm	60mm
Large Drawer (x2):	535mm	400mm	130mm
Medium 1/2 Drawer (x6):	270mm	400mm	60mm
Large 1/2 Drawer (x2):	270mm	400mm	130mm



### C - D 7 Drawer Push-To-Open Rollcabs

Model No. SEE BELOW

Constructed from heavy gauged steel with steel inner walls for extra strength and durability. Heavy-duty 45mm ball bearing drawer slides provide superior performance and carry heavier loads. Fitted with Ø125mm castors with black chrome hubcaps, two swivel locking castors and two fixed. New and innovative 'Push-To-Open' drawer system for easy opening, even when your hands are full. Rollcab design features perforated side panels for hanging tools and accessories. Rust and solvent resistant powder coat paint finish. All drawers supplied with 2mm EVA drawer liner. Top and corners coated with plastic to avoid damage when moving around the workshop or garage. Plastic top fitted with stainless steel insert. Fitted with cylinder locks and supplied with two keys.

Overall Size (W x D x H):	702 x 477 x 993mm
Model No:	Colour:
C APPD7G	Green
D APPD7O	Orange

Please note that for security reasons we are only able to supply complete lock assembly and key sets as replacements for our toolboxes and site boxes (where applicable) and not individual replacement keys.





**A 7 Drawer & Cupboard 920mm Mobile Workstation**  
Model No. **AP36MWS**

Heavy-duty mobile workstation with 7 drawers and cupboard. Drawers run on 45mm ball bearing slides with a weight capacity of 40kg per drawer. All drawers fitted with aluminium handles and 2.5mm EVA non-slip liners. Cupboard and drawers lock separately for safe storage. All panels made of perforated steel for hook storage. Supplied with two shelves to be mounted as required. Top of workstation lined with 10mm EVA mat. Four alloy style 5" castors, two fixed and two swivel with quick release brake. Steel handle at either end for easy mobility.

Specification:	Width:	Depth:	Height:
<b>Overall Size:</b>	1090mm	730mm	1025mm
<b>Small Drawer (x5):</b>	568mm	398mm	75mm
<b>Medium Drawer (x2):</b>	568mm	398mm	154mm
<b>Cupboard:</b>	600mm	255mm	470mm



4 Drawer



**B 10 Drawer 1140mm Mobile Workstation**  
Model No. **AP45MWS**

Heavy-duty mobile workstation with 10 drawers. Drawers run on 45mm ball bearing slides with a weight capacity of 40kg per drawer. All drawers fitted with aluminium handles and 2.5mm EVA non-slip liners. Two sets of drawers lock separately for safe storage. All panels made of perforated steel for hook storage. Supplied with two shelves to be mounted as required. Top of workstation lined with 10mm EVA mat. Four alloy style 5" castors, two fixed and two swivel with quick release brake. Steel handle at either end for easy mobility.

Specification:	Width:	Depth:	Height:
<b>Overall Size:</b>	1290mm	730mm	1025mm
<b>Small Drawer (x6):</b>	568mm	398mm	75mm
<b>Medium Drawer (x3):</b>	568mm	398mm	154mm
<b>Large Drawer (x1):</b>	568mm	398mm	233mm



B



**C 4 Drawer & Cupboard 1210mm Mobile Workstation**  
Model No. **AP47PWS**

Durable mobile workstation with four drawers and cupboard. Sheet metal drawers with structural foam fronts run on ball bearing drawer slides. Recessed side and rear panels allow for storage baskets to be fitted where necessary. Supplied with four storage baskets. Four heavy-duty 5" composite castors with rubber over mould, two fixed and two swivel with brake. Structural foam handle with tool storage for quick access to frequently used tools. Cupboard door fitted with barrel lock and supplied with two keys.

Specification (W x D x H):	
<b>Overall Size:</b>	1210 x 700 x 1000mm
<b>X-Large Drawer (x4):</b>	360 x 480 x 110mm
<b>Cupboard:</b>	440 x 490 x 610mm





### A 10 Spanner Capacity Magnetic Spanner Rack Model No. WR06

Durable composite spanner rack with strong magnetic backing. Ideal for tool chests or any ferrous surface. Holds up to ten spanners for easy identification.

Length:	235mm
Spanner Capacity:	10



### D Magnetic Screwdriver Holder Model No. APSDH


Magnetic screwdriver holder designed to be attached to any flat ferrous metal surface such as toolboxes and trolleys. Holds up to nine screwdrivers. Three powerful vinyl covered magnets protect toolbox surface from damage.



### G Magnetic Tool Storage Tray Model No. APTT310

Heavy gauge steel construction. Powerful cushioned magnets adhere to any ferrous surface. Ideal for use with toolboxes. Holds up to 3.5kg.

Tray Size (W x D x H):	310 x 115 x 30mm
------------------------	------------------



### B 2pc Magnetic Sharks Teeth Spanner Rack Model No. WR02

Durable composite sharks teeth spanner rack with magnetic strips, helps to maintain an organized topchest/rollcab. Ingenious design gives one straight edge enabling maximum drawer use, saving space.

Spanner Capacity:	20
Lengths:	385, 425mm




### E Magnetic Glove Dispenser Model No. APGD

Dispenser attaches to any ferrous surface and can also be wall mounted. Four small magnets hold the dispenser in place. Suitable for packs of 50/100 disposable gloves. Self-adjusting springs to hold different box sizes.

Maximum Box Size (W x D x H):	140 x 90 x 250mm
Overall Size (W x D x H):	146 x 95 x 254mm



Magnetic



### C Magnetic Spanner Rack Model No. WR03

Magnetic spanner rack with protective foam backing, ideal for tool chests or any ferrous surface. Can also be wall mounted.

Spanner Capacity:	12
Length:	190mm



### F Magnetic Impact Wrench Holder Model No. APMH

Ideal for holding 1/2" Sq Drive impact wrenches. Design of the holder also allows four sockets up to 1/2" Sq Drive to be stored so they are within easy reach. A hook at the base of the holder can be used for convenient storage of air hoses, torque wrenches, ratchet wrenches and other such accessories.

Capacity:	15kg
-----------	------

### H 2 Gun Magnetic Spray Gun Holder Model No. MSH02

Heavy-duty magnetic bracket with two large magnets, which will adhere to any ferrous surface. Composite covered magnets prevent scratching of surface. Suitable for storing up to two spray guns.

Size (W x H):	200 x 118mm
---------------	-------------



**A Collapsible Magnetic Parts Tray Set**  
Model No. **APCSTS**

Manufactured from oil resistant ABS + Silica gel with five small locating magnets. Ideal for storing nuts, bolts, screws, washers and sockets during disassembly/assembly. Attaches to any ferrous surface. Suitable for dismantlers, recovery vehicles and engine re-builders. Retracts flat for easy storage.

<b>Open Dimension (per tray):</b>	110 x 110 x 50mm
<b>Collapsed Dimensions (per tray):</b>	110 x 110 x 20mm



**B Magnetic Collector with 2 Magnets**  
Model No. **AK2312**

Stainless steel tray with Ø80mm magnets in non-marking cover. Ideal for storing nuts, bolts, screws, washers and sockets during disassembly/assembly. Attaches to any ferrous surface and even works upside-down.

<b>Tray Size:</b>	240 x 140mm
<b>Number of Magnets:</b>	2



**C 5pc Magnetic Bowl & Tool Holder Set**  
Model No. **S0773**

Stainless steel trays with Ø90mm magnets in non-marking composite cover. Ideal for storing nuts, bolts, screws, washers and sockets during disassembly/assembly. Attaches to any ferrous surface such as toolboxes and even works upside-down. Wall mounting magnetic tool holders are ideal for holding spanners, screwdrivers etc. Heavy-duty, 5-section magnetic pick-up tool with Ø12mm magnet.

<b>Contents:</b>	Magnetic Collection Trays; Ø150mm (1 Magnet), 240 x 140mm (2 Magnets), 460 x 25mm Magnetic Tool Holders (x2), 125-520mm Magnetic Pick-Up Tool
------------------	---



**D - E 440mm Laptop & Tablet Stands**  
Model No. **SEE BELOW**

Laptop and tablet stands suitable for use with our range of Superline PRO® and Premier Rollcabs (excluding AP24 range). Stand provides a stable and secure platform for laptops or tablets with a width of up to 440mm. The inside front edge of the platform includes an EVA foam lining for added grip and protection. Features adjustable height and angle allowing the user to select their desired setup. Folded lip on support panel, hooks onto the rollcab's side, supplied with four mounting screws for added stability. Support panel also features three mounting points, (front, middle and back) so that setup can be adjusted, even when fixed to a rollcab. Ideal for the automotive technician needing a laptop, tablet or notepad within easy reach and view in the workplace.

<b>Model No:</b>		<b>Colour:</b>	
<b>D APLTS</b>		<b>Red</b>	
<b>E APLTSB</b>		<b>Black</b>	
<b>Width:</b>	<b>Height Adjustment:</b>	<b>Platform Size (W x D):</b>	<b>Platform Angle:</b>
515mm	155mm	440 x 300mm	45°



**F - G Magnetic Cup/Can Holders**  
Model No. **SEE BELOW**

Magnetic durable plastic mug or aerosol can holder, designed to be attached to any flat ferrous metal surface such as toolboxes and trolleys. Four powerful magnets have a protective vinyl covering to prevent damage occurring to the surface they're mounted on.

<b>Model No:</b>	<b>Colour:</b>
<b>F APCH</b>	<b>Red</b>
<b>G APCHB</b>	<b>Black</b>





### A - D Flexible Tool Trays Non-Slip

Model No. **SEE BELOW**

Flexibility allows trays to adjust to the surface they are laid on. Unique anti-static rubber design grips tools whilst also protecting the paint finish of a car. Can be used as mobile tool storage around the garage or workshop or alternatively used for tidy in-tray storage in rollcabs and toolboxes. Oil and water resistant.

Model No:	Tray Size (W x D x H):
<b>A</b> APNST1	275 x 140 x 30mm
<b>B</b> APNST2	275 x 225 x 30mm
<b>C</b> APNST3	590 x 305 x 40mm
<b>D</b> APNST4	Contains one each of the above



### E - F 9pc Tool Storage Organizer Sets

Model No. **SEE BELOW**

A wide range of storage solutions to help maintain an organized toolbox or workstation. Securely holds spanners, sockets, screwdrivers, pliers and small parts for easy identification.

Model No:
TSK01
TSK01HV

Colour:
Red
Hi-Vis Green




### G 2845 x 450mm Non-Slip Liner

Model No. **AP/NSL**


Conceived initially for use as drawer liners for tool chests and rollcabs. Unique non-slip design offers a wide range of different uses. The liner is proofed against mildew, mould and moths. Use in the workshop, garage, home, car and boat where its non-slip properties make it indispensable.

Roll Size:	2845 x 450mm
Thickness:	4mm





**A** **NEW**




**A Easy Peel Shadow Foam®**  
Model No. **SEE BELOW**

Create your own tool tray inserts with this easy peel foam. Layered foam allows for depths to be set to suit the tool. Bright coloured foam underneath a black top highlights tools for a professional look. Can be cut to fit any tool tray or drawer. Made from 100% Polyethylene.

Model No:	Tray Size (W x D x H):	Colour:
SF30B	1200 x 550 x 30mm	Blue/Black
SF30BK	1200 x 550 x 30mm	Black/Black
SF30G	1200 x 550 x 30mm	Green/Black
SF30OR	1200 x 550 x 30mm	Orange/Black
SF30R	1200 x 550 x 30mm	Red/Black
SF50B	1200 x 550 x 50mm	Blue/Black
SF50BK	1200 x 550 x 50mm	Black/Black
SF50G	1200 x 550 x 50mm	Green/Black
SF50OR	1200 x 550 x 50mm	Orange/Black
SF50R	1200 x 550 x 50mm	Red/Black

- BLUE**
- BLACK**
- GREEN**
- ORANGE** 30mm
- RED** 50mm



**1** Cut the foam to the size of your drawer.

**2** Cut around your tool to the required depth.

**3** Pull out the foam and put in your tool.

**B** **NEW**

Magnetic

**C** **NEW**

Magnetic



**B C Magnetic Pegboards**  
Model No. **SEE BELOW**

Magnetic pegboards designed to be attached to any flat ferrous metal surface such as toolboxes and trolleys. Supplied with eighteen single hooks. Six powerful vinyl covered magnets give support to hold up to 6kg of weight.

Model No:	Overall Size (W x H):	Colour:
<b>B</b> APPB	450 x 230mm	<b>Red</b>
<b>C</b> APPBB	450 x 230mm	<b>Black</b>







**A** 3-Level Composite Workshop Trolley with Parts Storage  
Model No. CX313

Composite garage workshop trolley featuring aluminium corner posts with a 30kg capacity per shelf. Each shelf features three compartments with removable dividers, seven tool holder slots, four additional compartments for small fixings and two cup/can holders. These features allow for all of your tools and equipment to be on-hand and easily accessed. Quick and easy to assemble, with four swivel castors, two featuring brakes.

Overall Size (W x D x H):	570 x 455 x 895mm
Shelf Size (W x D x H):	495 x 280 x 70mm
Capacity:	30kg/Level



**B** 3-Level Composite Folding Workshop Trolley  
Model No. CX314

Folding composite garage workshop trolley with a 25kg capacity per shelf. Walls on all four sides to stop items from sliding off the trolley. Four large castors, two locking. Can also be used as a janitorial trolley. Folds up in seconds for easy storage when not in use.

Overall Size (W x D x H):	670 x 430 x 855mm
Capacity:	25kg/Level



**C** 3-Level Composite Workshop Trolley  
Model No. CX308

Composite garage workshop trolley with a 30kg capacity per shelf. Walls on only three sides of shelf allow easy-access when adding or removing items to and from trolley. Four large castors, two locking.

Overall Size (W x D x H):	800 x 410 x 930mm
Shelf Size (W x D):	620 x 410mm
Capacity:	30kg/Level



**D - E** 3-Level Composite Workshop Trolleys  
Model No. SEE BELOW

Composite garage workshop trolleys with a 40kg capacity per shelf. Walls on only three sides of each shelf allow easy-access when adding or removing items. Four large castors, two locking.

Model No:	<b>D</b> CX309	<b>E</b> CX310
Overall Size (W x D x H):	750 x 460 x 980mm	1140 x 513 x 960mm
Shelf Size (W x D):	625 x 420mm	866 x 500mm
Capacity:	40kg/Level	40kg/Level



**F** Storage Tray  
Model No. CX311

Strong and durable, ideal for everyday storage of workshop consumables such as brake and power steering fluid bottles. Keeps the working environment clean and tidy.

Overall Size (W x D x H):	575 x 430 x 180mm
---------------------------	-------------------

**G** Waste Disposal Bin  
Model No. CX312

Strong and lightweight waste bin, compatible with Model No's CX309 and CX310 Workshop Trolleys.

Overall Size (W x D x H):	385 x 260 x 435mm
---------------------------	-------------------


**A - B Workshop Trolleys**
**Model No. SEE BELOW**

Ideal for regularly used workshop items such as body repair kits, power tools and bulky equipment too big for a tool chest. Strong build quality and extra-large castors also make these an excellent dismantling trolley for smaller vehicle components.

	<b>A</b>	<b>B</b>
Model No:	CX105	CX108
Levels:	2	3
Overall Size (W x D x H):	840 x 405 x 810mm	840 x 405 x 810mm
Shelf Size (W x D x H):	790 x 400 x 80mm	790 x 400 x 80mm
Capacity:	50kg/Level	50kg/Level


**D - E Heavy-Duty Trolleys**
**Model No. SEE BELOW**

Garage or workshop trolleys with deep-walled shelves, which may be installed base down or base up to give either tool and component security or unobstructed access. Fitted with four wheels, two fixed and two locking castors.

	<b>D</b>	<b>E</b>
Model No:	CX102	CX103
Levels:	2	3
Size (W x D x H):	775 x 410 x 900mm	775 x 410 x 900mm
Capacity:	150kg (75kg/Level)	150kg (50kg/Level)


**F 2-Level Heavy-Duty Trolley with Lockable Drawer**  
**Model No. CX101D**

Garage or workshop trolley with an 80kg capacity per shelf. Deep-walled shelves, which may be installed base down or base up to give either tool and component security or unobstructed access. Full-width, lockable drawer with ball bearing slides. Fitted with four wheels, two fixed and two locking castors.

Size (W x D x H):	760 x 410 x 900mm
Drawer (x1) (W x D x H):	680 x 375 x 75mm
Capacity:	80kg/Level


**C 2-Level Heavy-Duty Trolley with Lockable Top**  
**Model No. CX104**

Garage or workshop trolley with an 80kg capacity per shelf. Upper shelf has liner and lockable top, lower shelf may be installed base down or base up, to give either tool and component security or unobstructed access. Fitted with four wheels, two fixed and two locking castors.

Size (W x D x H):	815 x 410 x 985mm
Capacity:	80kg/Level


**G 2-Level Heavy-Duty Trolley with Lockable Top & 2 Drawers**  
**Model No. CX1042D**

Garage or workshop trolley with an 80kg capacity per shelf. Upper shelf has liner and lockable top, lower shelf may be installed base down or base up to give either tool and component security or unobstructed access. Two lockable drawers with ball bearing slides and liners, give additional tool security. Fitted with four wheels, two fixed and two locking castors.

Size (W x D x H):	815 x 410 x 985mm
Drawer (x2) (W x D x H):	680 x 375 x 75mm
Capacity:	80kg/Level





**A 2-Level Composite Heavy-Duty Trolley**  
Model No. CX202

Heavy-duty garage and workshop trolley with a massive 113kg capacity per shelf. Manufactured from extra-strong impact resistant plastic. Ideal for a wide variety of applications. Features deep wall shelves and tool storage compartments built into the contoured handle. Fitted with four large rubber wheels, two fixed and two swivel castors.

Overall Size (W x D x H):	1000 x 440 x 850mm
Shelf Size (W x D x H):	790 x 435 x 110mm
Capacity:	113kg/Level



**B 3-Level Composite Heavy-Duty Trolley**  
Model No. CX203

Heavy-duty garage and workshop trolley with a huge 83kg capacity per shelf. Manufactured from extra-strong impact resistant plastic. Ideal for a wide variety of applications. Features deep wall shelves and tool storage compartments built into the contoured handle. Fitted with four large rubber wheels, two fixed and two swivel castors.

Overall Size (W x D x H):	1000 x 440 x 850mm
Shelf Size (W x D x H):	790 x 435 x 110mm
Capacity:	83kg/Level



**4 Drawer**

**Superline PRO**

**Ball Bearing  
Drawn Slides**

**C 4 Drawer & 2 Door Cupboard Tool Trolley**  
Model No. AP980MTHV

Workshop trolley with an overall weight capacity of 160kg. Top of the trolley is covered in tough composite with built-in storage for small parts. Folding side tray with 5kg weight capacity. Tool storage slots on the side for easy-access to more frequently used tools. Internal locking system allows drawers and cupboard to be locked separately for added security. Four drawers with liners and ball bearing slides, and a two door cupboard with magnetic doors. Drawers are made to fit all Sealey and Siegen tool trays, see pages 16 to 27. Four bottom corners are fitted with bumpers to help prevent damage when moving around the workshop. Fitted with four wheels, two fixed and two locking castors.

Overall Size (W x D x H):	890 x 470 x 835mm
Medium Drawer (x4):	535 x 405 x 67mm
Cupboard (x1):	560 x 440 x 370mm
Total Load Capacity:	160kg



**D - E Composite Heavy-Duty Trolleys**  
Model No. SEE BELOW

Heavy-duty garage and workshop trolleys. Manufactured from extra-strong impact resistant plastic. Ideal for a variety of applications. One-piece moulded shelves prevent spills transferring to lower levels. Fitted with four swivel castor wheels, two of which have brakes.

	<b>D</b>	<b>E</b>
Model No:	CX204	CX205
Levels:	2	3
Overall Size (W x D x H):	810 x 460 x 785mm	810 x 460 x 925mm
Shelf Size (W x D x H):	675 x 410 x 95mm	675 x 410 x 95mm
Capacity:	80kg/Level	60kg/Level







### A - B Heavy-Duty Workshop Trolleys - Hi-Vis Green

Model No. **SEE BELOW**

Ideal for regularly used workshop items such as body repair kits, power tools and bulky equipment too big for a traditional tool chest. Features 14 tool holes ideal for keeping small tools on hand. Strong build quality and heavy-duty 4" PU castors, two of which are locking, make these excellent dismantling trolleys for smaller vehicle components.

	<b>A</b>	<b>B</b>
Model No:	CX109HV	CX110HV
Levels:	2	3
Overall Size (W x D x H):	835 x 410 x 815mm	835 x 410 x 815mm
Shelf Size (W x D x H):	785 x 405 x 80mm	785 x 405 x 80mm
Total Load Capacity:	160kg (80kg/Level)	160kg (Evenly distributed)



### C 3-Level Industrial Workshop Trolley Model No. API2103

Industrial quality workshop trolley, ideal for use in any garage or workshop environment. Two deep-walled shelves give tool and component security. Adjustable legs on trolley allow the user to set at their desired height. Worktop is installed by placing the top shelf base up, creating a sturdy work surface. Optionally, install the top shelf base down to allow extra storage. Features four swivel castors, two of which have toe locks.

Overall Size (W x D x H):	750 x 445 x 940mm
Shelf Size (W x D x H):	640 x 405 x 45mm
Worktop Size (W x D x H):	750 x 445 x 30mm
Capacity:	100kg/Level



### D - F 2 Drawer Heavy-Duty Mobile Tool & Parts Trolleys with Lockable Top

Model No. **SEE RIGHT**

Garage or workshop trolleys with two shelves and a lockable gas sprung supported lid, which allows for items to be kept safe when not in use. Features two 40kg capacity drawers with ball bearing slides. The units feature an additional screwdriver holder, ideal for quick access whilst working. Two lower storage shelves with a 50kg capacity each, can be installed base down or base up to give either tool and component security or unobstructed access. Fitted with four heavy-duty 4" PU castors, two of which are locking.

Specification (W x D x H):	
Overall Size:	925 x 440 x 900mm
Shelf Size (x2):	760 x 435 x 60mm
Medium Drawer (x1):	560 x 400 x 65mm
Medium Drawer (x1):	560 x 400 x 85mm
Upper Tray Size:	585 x 435 x 75mm
Total Load Capacity:	150kg

Model No:	Colour:
D AP760M	Red
E AP760MHV	Hi-Vis Green
F AP760MO	Orange







### A - B Mobile Tool & Parts Trolleys

Model No. SEE BELOW

Heavy gauge steel construction with lockable sliding top on smooth ball bearing slides. Twin drawers with 35mm heavy-duty ball bearing slides, which are locked when top is closed. Side handle for comfort and control when manoeuvring. Fitted with four wheels, two fixed and two locking castors. Suitable for tools and parts. Some self-assembly required.

<b>A</b>	<b>AP705M</b>
Colour:	Red
Overall Size (W x D x H):	770 x 370 x 830mm
Total Load Capacity:	100kg
<b>B</b>	<b>AP705MB</b>
Colour:	Black
Overall Size (W x D x H):	770 x 370 x 830mm
Total Load Capacity:	100kg



### C Heavy-Duty Mobile Tool & Parts Trolley with 4 Drawers & Lockable Top

Model No. AP850MB

Garage and workshop trolley with an overall capacity of 260kg. Lined upper shelf features a perforated hand tool storage section on each side, further hand tool storage slots are situated externally on both sides of the trolley. Lined lower shelf is ideal for larger parts or tool storage. Four drawers with non-slip liners and ball bearing slides feature a rear locking mechanism which engages once the lockable top lid is closed, adding extra security. Fitted with a side handle and four swivel castors, two with brakes, to aid manoeuvrability.

Overall Size (W x D x H):	855 x 450 x 950mm
Total Load Capacity:	260kg



### D Mobile Engine Repair Workbench

Model No. AP1200MW

Sturdy steel construction with powder coated finish to prevent corrosion. Angled worktop to one drain point makes this ideal for working on engines, transmissions, gearboxes or hydraulic systems. All fluids drain into a removable polyethylene container. Features height adjustable bottom shelf ideal for parts and tool storage, a lockable draw and four swivel castors, two of which are locking.

Overall Size (W x D x H):	1200 x 640 x 872mm
Capacity:	250kg



### E 2-Level Mobile Workbench

Model No. AP1100M

Sturdy steel construction workbench with a capacity of 300kg. Two shelves that allow unobstructed access. Fitted with two fixed castors, two locking castors and a heavy-duty handle.

Size including Handle (W x D x H):	1180 x 700 x 830mm
Work Surface (W x D):	1100 x 700mm
Capacity:	300kg



**A 1.2m Workbench with Drawers**  
Model No. **AP12160**

Boltless design makes the unit easy to assemble, with minimal tools required. One large drawer with ball bearing slides, fitted with two handles. MDF Worktop measures 1210 x 605mm (W x D), and has a comfortable work height of 900mm. Fitted with anti-slip foot protectors.

<b>Overall Size (W x D x H):</b>	1210 x 605 x 900mm
<b>Worktop Size (W x D):</b>	1210 x 605mm
<b>Maximum Capacity:</b>	100kg (Evenly distributed)



**C 1.52m Woodworking Bench**  
Model No. **AP1520**

Made from birchwood with a varnished finish. Features tool well, shelf, tool drawer, front and end vices, four metal bench stops and four wooden board jacks.

<b>Overall Size (W x D x H):</b>	1520 x 620 x 850mm
<b>Worktop:</b>	1390 x 355mm
<b>Tool Well:</b>	1340 x 113mm
<b>Drawer:</b>	330 x 320 x 75mm
<b>Vice (x2):</b>	280mm Wide x 190mm Opening
<b>Weight:</b>	27kg



**B 1.2m Workbench with Drawers**  
Model No. **AP12600**

Boltless designed frame makes the unit easy to assemble, with minimal tools required. Pegboard rear panel with hooks for convenient tool storage. Two half drawers, with ball bearing slides, full size shelf below MDF worktop and 230mm shelf above pegboard. Fitted with anti-slip foot protectors.

<b>Size (W x D x H) Overall/Worktop:</b>	1215 x 610 x 1500/900mm
<b>Worktop Size (W x D):</b>	1205 x 600mm
<b>Maximum Capacity:</b>	100kg (Evenly distributed)



**D 1m Portable Folding Workbench**  
Model No. **FWB1000**

Powder coated steel folding workbench with wooden work surface. Built-in storage bar for easy storage and access to tools. Folds and unfolds in seconds for quick set up wherever required. Ergonomic composite handle and lightweight at only 14kg for ease of carrying. Worktop marked with 960mm measuring scale and 180° protractor. Supplied with slot in cross bar for added stability. Maximum weight capacity of 100kg.

<b>Folded Size (W x D x H):</b>	1000 x 600 x 100mm
<b>Unfolded Size (W x D x H):</b>	1000 x 600 x 745mm
<b>Capacity:</b>	100kg





**A Steel Workbenches with Wooden Top**  
Model No. [SEE BELOW](#)

Fully painted steel frame with wooden worktop and shelf. No nuts and bolts, means no tools required to assemble. Workbench clips together in minutes. Available in two sizes.

Model No:	Maximum Capacity:	Size (W x D x H):
AP1210	100kg	1210 x 610 x 900mm
AP1535	200kg	1535 x 620 x 920mm



**C 2m Steel Workbench with Drawer**  
Model No. [AP3020](#)

Manufactured throughout in 3mm steel plate for industrial durability and finished in red gloss to prevent corrosion. Supplied with single lockable drawer, which can be installed on the left or right of the workbench. Includes bottom shelf for additional storage.

Size (W x D x H):	2000 x 650 x 865mm
Maximum Capacity:	900kg



**E Adjustable-Height Mobile Workstation**  
Model No. [AP200](#)

Table is fully adjustable in height. Features four compartments, one large for main workpiece and three equal sized smaller sections for accessories. Rubber lining on the table helps prevent damage to the unit and workpiece. Suitable for use in workshops and warehouses. Supplied with four castor wheels.

Minimum Height:	890mm
Maximum Height:	1190mm
Table Size (W x D):	730 x 505mm
Capacity:	25kg

**F 3 Drawer Unit for AP10 & AP30 Series Benches**  
Model No. [AP3](#)

Optional unit for added drawer space on any of the AP10 and AP30 Series workbenches (shown above). Manufactured with steel plate for industrial durability and finished in red gloss to prevent corrosion. Lockable drawers, which can be installed on the left or right of the workbench.

Overall Size (W x D x H):	400 x 575 x 535mm
Drawer Size (W x D x H):	340 x 525 x 120mm



**B 1.8m Heavy-Duty Steel Workbench with 25mm MDF Top**  
Model No. [AP0618](#)

Thick 25mm MDF worktop, used for adding extra rigidity and durability. Powder coated steel frame for added corrosion resistance. Four adjustable feet for levelling on uneven ground.

Size (W x D x H):	1800 x 600 x 925mm
Maximum Capacity:	500kg



**D Steel Workbenches with Drawer**  
Model No. [SEE BELOW](#)

Supplied with a single, lockable drawer. Manufactured throughout from steel plate for industrial durability and finished in red gloss to prevent corrosion. Includes bottom shelf for additional storage.

Model No:	Maximum Capacity:	Size (W x D x H):
AP1010	600kg	1000 x 650 x 860mm
AP1015	1000kg	1500 x 650 x 860mm
AP1020	900kg	2000 x 650 x 860mm





1.37m  
Table Width

Ball  
Bearing  
Drawer Slides

HEAVY  
DUTY



1.37m  
Table Width

HEAVY  
DUTY

### A Heavy-Duty Workbench with 5 Drawers

Model No. AP2030BB

Powder coated steel panels with 40mm wood laminate top. Five drawers featuring ball bearing slides for smooth operation. Open shelving for storage of larger items. Supplied flat-packed.

Table Size (W x D):	1372 x 508mm
Working Height:	865mm
Capacity:	250kg

### B Heavy-Duty Workbench with Cupboard

Model No. AP2010

Powder coated steel panels with 40mm wood laminate top. Features lockable cupboard with 6-pin tumbler lock and two keys. Supplied flat-packed.

Table Size (W x D):	1372 x 508mm
Working Height:	865mm
Capacity:	250kg



1.2m  
Table Width

1.5m  
Table Width

1.8m  
Table Width

STAINLESS  
STEEL



2.1m  
Table Width

STAINLESS  
STEEL

### C-F Stainless Steel Workbenches

Model No. SEE BELOW

Galvanised steel frame with a 430 grade stainless steel worktop. Features an adjustable bottom shelf for added storage space. Maximum capacity of 145kg on Model No's AP1248SS & AP1560SS, and 170kg on Model No's AP1872SS & AP2184SS. Adjustable feet for levelling the workbench when placed on an uneven surface. Supplied flat-packed.

Model No:	Overall Size (W x D x H):	Bench Capacity:	Shelf Capacity:
C AP1248SS	1220 x 760 x 890mm	100kg	45kg
D AP1560SS	1530 x 760 x 890mm	100kg	45kg
E AP1872SS	1830 x 760 x 890mm	120kg	50kg
F AP2184SS	2135 x 760 x 890mm	120kg	50kg



Extension Leads  
& Cable Reels

See pages  
945 to 948  
for details.

Ball  
Bearing  
Drawer Slides

75+ KG  
HEAVY ITEM

### G Industrial Workstation with 4 Drawers

Model No. AP990

Lockable ball bearing slide drawers allow for paperwork, books, stationary, valuables or even tools to be stored safely and securely. Large flat work surface provides plenty of room to carry out day to day tasks. Four large and four small pigeon holes can be used for paperwork, stationary or as in and out trays, keeping the essentials on hand and in order. Lower shelf allows for items such as work wear to be stored and on hand. Supplied with two keys. Some assembly required.

Specification (W x D x H):	
Overall Size:	990 x 735 x 1430mm
Medium Drawer (x1):	330 x 500 x 140mm
Large Drawer (x1):	485 x 500 x 140mm
X-Large Drawer (x2):	330 x 500 x 310mm
Pigeon Hole Small (x4):	70 x 220 x 90mm
Pigeon Hole Large (x4):	300 x 220 x 90mm
Shelf (W x D):	585 x 380mm





**A - B Workbenches**  
Model No. SEE RIGHT

Heavy-duty powder coated metal frame with a 40mm MDF work surface. Two configurations available with a combination of lockable drawers and cupboards. Features adjustable feet, to help stability when placing on an uneven surface. Supplied flat packed with two keys.

**C - F Workbenches**  
Model No. SEE BELOW

Heavy-duty powder coated metal frame with a 40mm MDF work surface. Storage splits into 3-sections with a choice of cupboards, drawers and an open space with adjustable shelving. All cabinet drawers fitted with ball bearing slides and cupboards include a hanging pegboard on the inside of the door. Fully lockable and features adjustable feet which help stability when placing on an uneven surface. Supplied flat packed with two keys.

Overall Size (W x D x H):	1690 x 600 x 865mm		
Drawers (W x D x H):	415 x 415 x 160mm		
Capacity:	300kg		
Model No:	Drawers:	Cupboards:	Open Storage:
C AP1905A	2	2	2 Shelves
D AP1905B	3	1	1 Shelf
E AP1905C	3	2	n/a
F AP1905D	6	n/a	1 Shelf



Adjustable feet for stability.

Pegboard for additional storage.



Ball bearing slides for smooth operation.

Hard-wearing MDF worktop.



Overall Size (W x D x H):	1200 x 600 x 865mm		
Drawer:	415 x 415 x 160mm		
Capacity:	300kg		
Model No:	Drawers:	Cupboards:	
A AP1372A	2	2	
B AP1372B	3	1	





### A - C Floor Cabinets

Model No. **SEE BELOW**

Featuring two large doors, shelves and base storage. Added security provided by cylinder lock, supplied with two keys. All steel construction, stabilized by an inner cross member. Supplied flat packed to save freight cost, simple assembly required.

Model No:	Overall Size (W x D x H):	Shelves:
A SC01	900 x 400 x 1800mm	4
B SC02	915 x 460 x 1830mm	4 + Hanging Rail
C SC03	915 x 460 x 1060mm	2



### D - E Wall Mounting Tool Cabinets

Model No. **SEE BELOW**

Manufactured from heavy gauge steel with enamelled powder coated finish and two piano hinged lockable doors. Inside are assorted hooks and full width slide drawer(s).

Model No:	APW615	APW750
External Dimensions (W x D x H):	615 x 195 x 900mm	750 x 225 x 890mm
Drawer Dimensions (W x D x H):	(x1) 510 x 150 x 45mm	(x2) 625 x 165 x 50mm



### F 4 Shelf Extra-Wide Galvanized Steel Floor Cabinet

Model No. **GSC110385**

Floor standing galvanized steel cabinet with lockable double doors. Fitted with four adjustable shelves and base storage. Supplied with four keys. Ideal for factory, workshop or home use. Features two rear wiring grommets allowing power tool batteries and other devices to be charged whilst in storage. Floor cabinet is supplied flat packed and will need some simple assembly.

Overall Size (W x D x H):	1100 x 410 x 1830mm
Shelf Size:	1090 x 365 x 25mm
Shelves:	4



A - C Lockers  
Model No. SEE BELOW

A range of lockers suitable for a variety of commercial applications. Model No's SL1D & SL2D feature a hanging bar and small vanity mirror for each compartment. SL1D also has single shelf. Doors on all models are ventilated and fitted with cylinder locks. Supplied flat-packed to save freight cost.

Model No:	Doors:	Size (W x D x H):
A SL1D	1	380 x 450 x 1850mm
B SL2D	2	380 x 450 x 1850mm
C SL4D	4	380 x 450 x 1850mm



D - E Hazardous Substance Cabinets  
Model No. SEE BELOW

Sturdy metal construction with yellow powder coat. Supplied with a pack of appropriate warning labels. Single door, fitted with 2-point key lock and supplied with two keys. Features an adjustable, lipped shelf and liquid-tight base to retain spills. Smaller compact design for limited space. Illustrated with optional floor stand, for Model No's see below.

D Model No:	FSC06
Size (W x D x H):	350 x 300 x 705mm
Shelves:	1
E Model No:	FSC04
Size (W x D x H):	460 x 460 x 900mm
Shelves:	1

F - G Floor Stands for FSC06 & FSC04  
Model No. SEE BELOW

Sturdy metal stands to support Model No's FSC06 and FSC04.

F Model No:	FSC06ST
Size (W x D x H):	350 x 300 x 580mm
G Model No:	FSC04ST
Size (W x D x H):	460 x 460 x 580mm



H Hazardous Substance Cabinet  
Model No. FSC05

Sturdy metal construction with yellow powder coat. Supplied with a pack of appropriate warning labels. Two doors, fitted with 2-point key lock and supplied with two keys. Features an adjustable, lipped shelf and liquid-tight base to retain spills. Illustrated with optional floor stand, Model No. FSC05ST.

Size (W x D x H):	900 x 460 x 900mm
Shelves:	2

I Floor Stand for FSC05  
Model No. FSC05ST

Sturdy metal stand to support Model No. FSC05.

Size (W x D x H):	900 x 460 x 445mm
-------------------	-------------------



J Hazardous Substance Cabinet  
Model No. FSC03

Sturdy metal construction with yellow powder coat. Supplied with a pack of appropriate warning labels. Two doors, fitted with 2-point key lock and supplied with two keys. Features three adjustable, lipped shelves and liquid-tight base to retain spills. 155mm Raised, leak-proof door sill.

Size (W x D x H):	900 x 460 x 1800mm
Shelves:	3



**A - D Flammables Storage Cabinets**  
Model No. **SEE BELOW**

Sturdy metal construction with a yellow powder coated finish. Fitted with a 3-point key lock with recessed handle, supplied with two keys. Features an adjustable lipped shelf and a liquid-tight base to retain spills. Also benefits from two 2" BSP ventilation ports with caps that are equipped with a magnetic backing for convenient storage near the ports. Four adjustable feet allow for the cabinet to be set level on uneven ground. For the safe storage of flammables, acids, pesticides, paint and ink. Supplied with a pack of appropriate warning labels.

	<b>A</b>	<b>B</b>	<b>C</b>	<b>D</b>
Model No:	<b>FSC07</b>	<b>FSC08</b>	<b>FSC09</b>	<b>FSC10</b>
Size (W x D x H):	585 x 455 x 890mm	585 x 460 x 1120mm	1095 x 460 x 1120mm	1095 x 460 x 1655mm
Shelves:	1	1	1	2



Features two 2" BSP ventilation ports with caps that are equipped with a magnetic backing.



**E Stand for FSC09 & FSC10**  
Model No. **FSC11S**

Sturdy metal stand for use with Model No's FSC09 & FSC10. Allows for the cabinet to be raised from floor level. Design allows for stand to be used and moved easily with a pallet truck or forklift.

Overall Size (W x D x H):	1145 x 485 x 140mm
---------------------------	--------------------



**F Trolley for FSC09 & FSC10**  
Model No. **FSC11T**

Optional trolley for use with Model No's FSC09 & FSC10. Trolley allows cabinets to be moved around the workplace with ease, allowing for items to be on-hand as and when required. Features two locking castor wheels.

Overall Size (W x D x H):	1270 x 470 x 1045mm
---------------------------	---------------------



**G Airbag Cabinet**  
Model No. **AP95**

Mandatory safe storage for airbag and seat-belt pre-tensioner charges. This cabinet is made from 2mm thick sheet steel and is fitted with a quality slam type lock. Keeps charges safe from theft or tampering. Can be wall mounted.

Size (W x D x H):	457 x 307 x 614mm
-------------------	-------------------





## A - F Modular Cabinets

Model No. SEE BELOW

Modular storage system ideal for any garage or workshop. Can be easily adjusted and upgraded to suit specific needs. Purchase a simple base cabinet or create a custom storage system.

### Standard features include:

- ✓ Ball bearing drawer slides throughout.
- ✓ Base cabinets are supplied with a worktop as standard.
- ✓ Floor cabinets feature adjustable shelves.
- ✓ Each unit is supplied with a lock and two keys.
- ✓ Supplied flat packed and will require some simple assembly.

Item:	Model No:	Description:	Width:	Depth:	Height:
A	APMS81	2 Door Cabinet with Worktop	665mm	460mm	820mm
B	APMS82	3 Drawer Cabinet with Worktop	665mm	460mm	820mm
C	APMS83	2 Door Full Height Cabinet	665mm	460mm	1870mm
D	APMS84	4 Drawer Cabinet with Worktop	665mm	460mm	820mm
E	APMS85	2 Door Wall Cabinet	665mm	305mm	360mm
F	APMS80BP	Back Panel	665mm	10mm	685mm

## A - F



Order all units pictured above, Model No. APMS80COMBO1

### Package Contents:

#### A Modular 2 Door Cabinet with Worktop x 1

- Supplied with an adjustable shelf, worktop and perforated pegboards in each door.
- Features adjustable feet for levelling on uneven floors.
- Model No. APMS81

#### B Modular 3 Drawer Cabinet with Worktop x 1

- Three drawers fitted with ball bearing slides.
- Features adjustable feet for levelling on uneven floors.
- Model No. APMS82

#### C Modular 2 Door Full Height Cabinet x 2

- Full height double door floor cabinet.
- Features adjustable feet for levelling on uneven floors.
- Three adjustable shelves and perforated pegboards in each door.
- Model No. APMS83

#### D Modular 4 Drawer Cabinet with Worktop x 1

- Four drawers fitted with ball bearing slides.
- Features adjustable feet for levelling on uneven floors.
- Supplied with worktop and a lock with two keys.
- Model No. APMS84

#### E Modular 2 Door Wall Cabinet x 3

- Supplied with masonry fixings allowing the cabinet to be fixed securely to a wall.
- Features perforated pegboards on the inside of each door, ideal for tool storage.
- Model No. APMS85

#### F Modular Back Panel x 3

- Features hanging holes to suit our range of TTS clips for quick and easy access to your workshop tools, see page 1045 for details.
- Supplied with four masonry fixings allowing the panel to be mounted to a wall.
- Model No. APMS80BP



## A - F Modular Cabinets

**Model No. SEE BELOW**

Modular storage system ideal for any garage or workshop. Can be easily adjusted and upgraded to suit specific needs. Purchase a simple base cabinet or create a custom storage system.

Standard features include:

- ✓ Ball bearing drawer slides throughout.
- ✓ Base cabinets are supplied with a worktop as standard.
- ✓ Floor cabinets feature adjustable shelves.
- ✓ Each unit is supplied with a lock and two keys.
- ✓ Supplied flat-packed and will require some simple assembly.
- ✓ Two door floor and wall cabinets feature perforated pegboard panels on the inside of the doors.

### A 665mm Modular 2 Door Cabinet with Worktop

**Model No. APMS81**

Overall Size (W x D x H): 665 x 460 x 820mm

### B 665mm Modular 3 Drawer Cabinet with Worktop

**Model No. APMS82**

Specification (W x D x H):

Overall Size: 665 x 460 x 820mm

X-Large Drawer (x3): 570 x 370 x 215mm

### C 665mm Modular 2 Door Full Height Cabinet

**Model No. APMS83**

Overall Size (W x D x H): 665 x 460 x 1870mm

### D 665mm Modular 4 Drawer Cabinet with Worktop

**Model No. APMS84**

Specification (W x D x H):

Overall Size: 665 x 460 x 820mm

Large Drawer (x2): 570 x 370 x 100mm

X-Large Drawer (x2): 570 x 370 x 215mm

### E 665mm Modular 2 Door Wall Cabinet

**Model No. APMS85**

Overall Size (W x D x H): 665 x 305 x 360mm

### F 665mm Modular Back Panel

**Model No. APMS80BP**

Overall Size (W x D x H): 665 x 10 x 685mm







## Standard features include:

- ✓ Ball bearing drawer slides throughout.
- ✓ Base cabinets are supplied with a worktop as standard.
- ✓ Floor cabinets feature adjustable shelves.

- ✓ Each unit is supplied with a lock and two keys.
- ✓ Supplied flat-packed and will require some simple assembly.
- ✓ Two door floor and wall cabinets feature perforated pegboard panels on the inside of the doors.

## A Modular Workstation Package

Model No. APMS80COMB02

### Package Contents:

**1** Modular 2 Door Full Height Cabinet x 2

• Model No. APMS83

**2** Modular 2 Door Wall Cabinet x 2

• Model No. APMS85

**3** Modular 3 Drawer Cabinet with Worktop x 1

• Model No. APMS82

**4** Modular 4 Drawer Cabinet with Worktop x 1

• Model No. APMS84

**5** Modular Back Panel x 2

• Model No. APMS80BP

SEE PREVIOUS PAGE FOR MORE INFORMATION ON INDIVIDUAL CABINETS.



## B Modular Workstation Package

Model No. APMS80COMB03



### Package Contents:

**1** Modular 2 Door Full Height Cabinet x 1

• Model No. APMS83

**2** Modular 2 Door Wall Cabinet x 2

• Model No. APMS85

**3** Modular 2 Door Cabinet with Worktop x 1

• Model No. APMS81

**4** Modular 4 Drawer Cabinet with Worktop x 1

• Model No. APMS84

**5** Modular Back Panel x 2

• Model No. APMS80BP

SEE PREVIOUS PAGE FOR MORE INFORMATION ON INDIVIDUAL CABINETS.



Hinged flat pack design makes this storage system easy and quick to assemble. Base units fitted with stylish black MDF worktops and adjustable feet. Fitted with ball bearing drawer runners and magnetic door latches. Pegboard design backing panels for additional storage. Extra units available to extend the storage system if required. Some simple assembly required.

#### **A** Modular Base & Wall Cabinet

Model No. **APMS2HFP**

Specification (W x D x H):

Overall Size: 775 x 460 x 2080mm

#### **B** Modular Base & Wall Cabinet with Drawer

Model No. **APMS2HFPD**

Specification (W x D x H):

Overall Size: 775 x 460 x 2080mm

Inner Drawer Dimensions:

670 x 398 x 122mm

#### **C** Modular Stacking Cabinet

Model No. **APMS2HFPS**

Specification (W x D x H):

Overall Size: 775 x 460 x 2080mm



#### **D** 10pc Garage Storage System

Model No. **APMS10HFP**


Can be freestanding or fixed to the wall. All 10 units supplied on a single pallet. Hinged flat pack design makes this storage system easy and quick to assemble. Base units fitted with stylish black MDF worktops and adjustable feet. Fitted with ball bearing drawer runners and magnetic door latches. Pegboard design backing panels for additional storage. Extra units available to extend the storage system if required. Some simple assembly required.

Specification (W x D x H):

Overall Size: 3100 x 460 x 2080mm

Inner Drawer Dimensions:

670 x 398 x 122mm







## Standard Features Include:


- ✓ Modular design to enable easy upgrading.
- ✓ Tough and durable construction with a hammered metal finish on the doors and drawers.
- ✓ Aluminium handles and drawer pulls.
- ✓ Ball bearing slides on drawers throughout.
- ✓ Choice of worktop - pressed wood or stainless steel.
- ✓ Gas struts on wall cabinet doors. Simple single/double door or tambour fronted wall cabinets.
- ✓ Floor cabinets feature adjustable shelves.
- ✓ Each unit supplied with a lock and two keys (except Model No's APMS53 and APMS54).

## A-X Modular Storage System

Model No. SEE PAGES 1012 to 1015

Modular storage system ideal for any garage/workshop. Durable construction that will last for years. Easily adjusts to specific needs. Purchase a simple base cabinet or create a full workshop storage system. All pieces are fully welded except Model No's APMS55 and APMS56 Floor Cabinets which require simple assembly.

L Full Height Floor Cabinet	J Wall Cabinet with Tambour Front	N 2 Door Wall Cabinet	K Wall Cabinet	M Full Height 2 Door Floor Cabinet
<ul style="list-style-type: none"> <li>Four fully adjustable shelves.</li> <li>High quality lock with two keys.</li> <li>Supplied flat-packed for ease of transportation and requires some self-assembly.</li> <li>Model no. APMS55</li> </ul>	<ul style="list-style-type: none"> <li>Tambour style front for easy access.</li> <li>Aluminium handle.</li> <li>Model no. APMS54</li> </ul>	<ul style="list-style-type: none"> <li>Double door cabinet for easy access.</li> <li>High quality lock with two keys.</li> <li>Aluminium handles.</li> <li>Model no. APMS65</li> </ul>	<ul style="list-style-type: none"> <li>Lift-up door supported on gas struts.</li> <li>Aluminium handle.</li> <li>Model no. APMS53</li> </ul>	<ul style="list-style-type: none"> <li>Four fully adjustable shelves.</li> <li>High quality lock with two keys.</li> <li>Supplied flat-packed for ease of transportation and requires some self-assembly.</li> <li>Model no. APMS56</li> </ul>



B 5 Drawer Cabinet	G 5 Drawer Mobile Cabinet	E Reel Cabinet	D 2 Door Floor Cabinet	I 7 Drawer Floor Cabinet	A 4 Drawer Cabinet	H Mobile Workshop Trolley	C 7 Drawer Cabinet	F Multifunction Cabinet
<ul style="list-style-type: none"> <li>5 Drawers fitted with ball bearing slides.</li> <li>Aluminium drawer pulls.</li> <li>High quality lock with two keys.</li> <li>Model No. APMS59</li> </ul>	<ul style="list-style-type: none"> <li>5 Drawers fitted with ball bearing slides.</li> <li>Four swivel castors with brake.</li> <li>Aluminium handles.</li> <li>High quality lock with two keys.</li> <li>Model No. APMS58</li> </ul>	<ul style="list-style-type: none"> <li>Solid reel cabinet for the convenient and tidy use of cable reels and air hose reels.</li> <li>Aluminium handles.</li> <li>Model No. APMS63</li> </ul>	<ul style="list-style-type: none"> <li>Supplied with an adjustable shelf.</li> <li>Aluminium handles.</li> <li>High quality lock with two keys.</li> <li>Model No. APMS52</li> </ul>	<ul style="list-style-type: none"> <li>7 Drawers fitted with ball bearing slides.</li> <li>Single door cupboard.</li> <li>Aluminium drawer pulls.</li> <li>High quality lock with two keys.</li> <li>Model No. APMS64</li> </ul>	<ul style="list-style-type: none"> <li>4 Drawers fitted with ball bearing slides.</li> <li>Aluminium drawer pulls.</li> <li>High quality lock with two keys.</li> <li>Model No. APMS51</li> </ul>	<ul style="list-style-type: none"> <li>Mobile 3-tiered trolley, top tier supplied with non-slip liner.</li> <li>Matching false front.</li> <li>Aluminium handles.</li> <li>Four swivel castors with one brake.</li> <li>Model No. APMS66</li> </ul>	<ul style="list-style-type: none"> <li>7 Drawers fitted with ball bearing slides.</li> <li>Aluminium drawer pulls.</li> <li>High quality lock with two keys.</li> <li>Model No. APMS62</li> </ul>	<ul style="list-style-type: none"> <li>Solid multifunction modular cabinet, includes rubbish bin, paper roll holder and a deep drawer.</li> <li>Aluminium handles.</li> <li>Model No. APMS57</li> </ul>

Item	Model No.	Description:	Page No.	Width:	Depth:	Height:
A	APMS51	4 Drawer Floor Cabinet	1013	680mm	460mm	910mm
B	APMS59	5 Drawer Floor Cabinet	1013	680mm	460mm	910mm
C	APMS62	7 Drawer Floor Cabinet	1013	680mm	460mm	910mm
D	APMS52	2 Door Floor Cabinet	1013	680mm	460mm	910mm
E	APMS63	Reel Cabinet	1013	680mm	460mm	910mm
F	APMS57	Multifunction Cabinet	1013	680mm	460mm	910mm
G	APMS58	5 Drawer Mobile Cabinet	1013	650mm	460mm	730mm
H	APMS66	Mobile Workshop Trolley	1013	646mm	460mm	866mm
I	APMS64	7 Drawer Floor Cabinet	1014	1360mm	460mm	910mm
J	APMS54	Wall Cabinet Tambour Front	1014	680mm	280mm	350mm
K	APMS53	Wall Cabinet	1014	680mm	280mm	350mm
L	APMS55	1 Door Full Height Floor Cabinet	1014	600mm	460mm	2000mm
M	APMS56	2 Door Full Height Floor Cabinet	1014	915mm	460mm	2000mm
N	APMS65	2 Door Wall Cabinet	1014	680mm	280mm	350mm
O	APMS50BP	615mm Back Panel	1015	615mm	25mm	1050mm
P	APMS60BP	800mm Back Panel	1015	800mm	25mm	1050mm
Q	APMS60	Corner Floor Cabinet	1015	865mm	865mm	910mm
R	APMS61	Corner Wall Unit	1015	865mm	865mm	350mm

## CHOOSE YOUR FINISH



Compliment your cabinets with either stainless steel or pressed wood worktops. See page 1015 for details.



**A 680mm Modular 4 Drawer Floor Cabinet**  
**Model No. APMS51**

Four drawers fitted with ball bearing slides, aluminium drawer pulls and high quality lock with two keys.

<b>Overall Size (W x D x H):</b>	680 x 460 x 910mm
<b>Small Drawer (x1):</b>	565 x 400 x 60mm
<b>Large Drawer (x1):</b>	565 x 400 x 135mm
<b>X-Large Drawer (x2):</b>	565 x 400 x 225mm



**D 680mm Modular 2 Door Floor Cabinet**  
**Model No. APMS52**

Supplied with an adjustable shelf, aluminium handles and high quality lock with two keys.

<b>Overall Size (W x D x H):</b>	680 x 460 x 910mm
----------------------------------	-------------------

**G 650mm Modular 5 Drawer Mobile Cabinet**  
**Model No. APMS58**

Five drawer mobile cabinet, fitted with ball bearing slides, four swivel castors with one brake, aluminium handles and high quality lock with two keys.

<b>Overall Size (W x D x H):</b>	650 x 460 x 730mm
<b>Small Drawer (x2):</b>	565 x 400 x 60mm
<b>Large Drawer (x3):</b>	565 x 400 x 135mm

**H 650mm Modular Mobile Workshop Trolley**  
**Model No. APMS66**

Mobile 3-tiered trolley with false front fits in well with the garage storage system. Ideal for regularly used workshop items like body repair kits, power tools and other vehicle components used in dismantling. The top tier is supplied with a non-slip liner. Four swivel castors with one brake and aluminium handles. Supplied flat-packed, assembly required.

<b>Overall Size (W x D x H):</b>	646 x 460 x 866mm
----------------------------------	-------------------



**B 680mm Modular 5 Drawer Floor Cabinet**  
**Model No. APMS59**

Five drawers fitted with ball bearing slides, aluminium drawer pulls and high quality lock with two keys.

<b>Overall Size (W x D x H):</b>	680 x 460 x 910mm
<b>Small Drawer (x1):</b>	565 x 400 x 60mm
<b>Large Drawer (x4):</b>	565 x 400 x 135mm



**E 680mm Modular Reel Cabinet**  
**Model No. APMS63**

Solid reel cabinet for convenient and tidy use of cable reels and air hose reels with aluminium handles. Suitable for use with Sealey Air Reel SA895 and Cable Reels CRM101 and CMR151.

<b>Overall Size (W x D x H):</b>	680 x 460 x 910mm
<b>Small Drawer (x2):</b>	565 x 400 x 60mm
<b>Large Drawer (x1):</b>	565 x 400 x 135mm



**C 680mm Modular 7 Drawer Floor Cabinet**  
**Model No. APMS62**

Seven drawers fitted with ball bearing slides, aluminium drawer pulls and high quality lock with two keys.

<b>Overall Size (W x D x H):</b>	680 x 460 x 910mm
<b>Medium Drawer (x5):</b>	565 x 400 x 70mm
<b>Large Drawer (x2):</b>	565 x 400 x 150mm



**F 680mm Modular Multifunction Cabinet**  
**Model No. APMS57**

Solid multifunction modular cabinet includes rubbish bin, paper roll holder and a deep drawer with aluminium handles.

<b>Overall Size (W x D x H):</b>	680 x 460 x 910mm
----------------------------------	-------------------







### I 1360mm Modular 7 Drawer Floor Cabinet Model No. APMS64

Seven drawers fitted with ball bearing slides, aluminium drawer pulls and high quality lock with two keys. All drawers come with protective drawer liners.

<b>Overall Size (W x D x H):</b>	1360 x 460 x 910mm
<b>Small Drawer (x5):</b>	800 x 400 x 55mm
<b>Medium Drawer (x1):</b>	800 x 400 x 135mm
<b>Large Drawer (x1):</b>	1250 x 400 x 85mm
<b>Cupboard:</b>	510 x 620 x 420mm



### J 680mm Modular Wall Cabinet Tambour Front Model No. APMS54

Tambour style front for easy-access and aluminium handle.

**Overall Size (W x D x H):** 680 x 280 x 350mm



### K 680mm Modular Wall Cabinet Model No. APMS53

Lift-up door is supported by gas struts and has aluminium handle.

**Overall Size (W x D x H):** 680 x 280 x 350mm



### L 600mm Full Height Modular Floor Cabinet Model No. APMS55

Full height single door floor cabinet. Four fully adjustable shelves and high quality lock with two keys. Supplied flat-packed for ease of transportation and requires some self-assembly.

**Overall Size (W x D x H):** 600 x 460 x 2000mm

### M 915mm Full Height Modular Floor Cabinet Model No. APMS56

Full height double door floor cabinet. Four fully adjustable shelves and high quality lock with two keys. Supplied flat-packed for ease of transportation and requires some self-assembly.


**Overall Size (W x D x H):** 915 x 460 x 2000mm



### N 680mm 2 Door Modular Wall Cabinet Model No. APMS65

Double door cabinet for easy-access with aluminium handles and high quality lock supplied with two keys.

**Overall Size (W x D x H):** 680 x 280 x 350mm



**O - P Modular Back Panels**  
Model No. [SEE BELOW](#)

Back panels to connect wall cabinets to base cabinets in the APMS50 Series. Must be used in conjunction with either Model No. APMS50UCS or APMS50UCD Upright Connectors. Features hanging holes for quick and easy-access to workshop tools.

	<b>O</b>	<b>P</b>
<b>Model No:</b>	APMS50BP	APMS60BP
<b>Overall Size (W x D x H):</b>	615 x 25 x 1050mm	800 x 25 x 1050mm
<b>Hole Dimensions:</b>	12.7 x 12.7mm	12.7 x 12.7mm
<b>Hole Distance:</b>	45mm	45mm



**S - T Pressed Wood or Stainless Steel Worktops**  
Model No. [SEE BELOW](#)

Base units are supplied without worktops allowing you to choose from either pressed wood or stainless steel. Available in 680mm, 1360mm or 2040mm widths to suit your needs. All cabinet pictures show units with stainless steel tops fitted.


Model No:	Material:	Width:
<b>S</b> APMS50WA	Pressed Wood	680mm
<b>S</b> APMS50WB	Pressed Wood	1360mm
<b>S</b> APMS50WC	Pressed Wood	2040mm
<b>T</b> APMS50SSA	Stainless Steel	680mm
<b>T</b> APMS50SSB	Stainless Steel	1360mm
<b>T</b> APMS50SSC	Stainless Steel	2040mm



**Q 865mm Modular Corner Floor Cabinet**  
Model No. [APMS60](#)

Features one adjustable shelf, aluminium handle and high quality lock with two keys. Supplied flat-packed for ease of transportation and requires some self-assembly.

**Overall Size (W x D x H):** 865 x 865 x 910mm



**U - V Pressed Wood or Stainless Steel Worktops for Modular Corner Cabinet**  
Model No. [SEE BELOW](#)

Pressed wood or stainless steel worktops for use with Model No. APMS60 Corner Cabinet.

	<b>U</b>	<b>V</b>
<b>Model No:</b>	APMS60PW	APMS60SS
<b>Material:</b>	Pressed Wood	Stainless Steel
<b>Overall Size (W x D x H):</b>	865 x 865 x 36mm	865 x 865 x 38mm



**R 865mm Modular Corner Wall Cabinet**  
Model No. [APMS61](#)

Supplied with the appropriate fixings to make integral self supporting unit, or use in conjunction with Model No's APMS60BP (x2), APMS50UCS (x2) and APMS50UCD (x2) to link to APMS60 and create a full corner system. Lift-up door is supported by gas struts and has aluminium handle.

**Overall Size (W x D x H):** 865 x 865 x 350mm



**W - X Modular System Upright Connectors**  
Model No. [SEE BELOW](#)

Supports/connects wall cabinets and Model No's APMS50BP and APMS60BP Back Panels.

Model No:	Type:	Overall Size (W x D x H):
<b>W</b> APMS50UCS	Single	32.5 x 30 x 1420mm
<b>X</b> APMS50UCD	Double	65 x 30 x 1420mm





See pages 1013 to 1015  
for more information  
on individual cabinets.

## A - B Modular Workstation Packages

Model No. **SEE BELOW**

		<b>A</b>		<b>B</b>	
Model No:		APMSSTACK02W		APMSSTACK02SS	
Worktop Material:		Pressed Wood		Stainless Steel	
Item:	Model No:	Description:	Width:	Depth:	Height:
1	APMS53	Wall Cabinet	680mm	280mm	350mm
2	APMS58	5 Drawer Cabinet	680mm	460mm	910mm
3	APMS52	2 Door Floor Cabinet	680mm	460mm	910mm
4	APMS55	Floor Cabinet Full Height	600mm	460mm	2000mm
5	APMS50BP	Back Panel	615mm	25mm	1050mm
6	APMS50UCD	Upright Connector Double	65mm	30mm	1420mm
7	APMS50UCS	Upright Connector Single	32.5mm	30mm	1420mm

### Package Contents:

2 x APMS53, 1 x APMS58, 1 x APMS52, 1 x APMS55, 2 x APMS50BP,  
1 x APMS50UCD, 2 x APMS50UCS, 1 x APMS50WB (Pressed Wood Worktop) or  
1 x APMS50SSB (Stainless Steel Worktop).

**A - B**



**C - D**  
**NEW**



### Package Contents:

1 x APMS55, 2 x APMS53, 1 x APMS64, 2 x APMS50BP, 1 x APMS50UCD,  
2 x APMS50UCS, 1 x APMS50WB (Pressed Wood Worktop) or 1 x APMS50SSB  
(Stainless Steel Worktop).

## C - D Modular Workstation Packages

Model No. **SEE BELOW**

		<b>C</b>		<b>D</b>	
Model No:		APMSSTACK09W		APMSSTACK09SS	
Worktop Material:		Pressed Wood		Stainless Steel	
Item:	Model No:	Description:	Width:	Depth:	Height:
1	APMS55	Floor Cabinet Full Height	600mm	460mm	2000mm
2	APMS53	Wall Cabinet	680mm	280mm	350mm
3	APMS64	7 Drawer Floor Cabinet	1360mm	460mm	910mm
4	APMS50BP	Back Panel	615mm	25mm	1050mm
5	APMS50UCD	Upright Connector Double	65mm	30mm	1420mm
6	APMS50UCS	Upright Connector Single	32.5mm	30mm	1420mm

**E - F**  
**NEW**



### Package Contents:

1 x APMS55, 2 x APMS65, 1 x APMS64, 2 x APMS50BP, 1 x APMS50UCD,  
2 x APMS50UCS, 1 x APMS50WB (Pressed Wood Worktop) or 1 x APMS50SSB  
(Stainless Steel Worktop).

## E - F Modular Workstation Packages

Model No. **SEE BELOW**

		<b>E</b>		<b>F</b>	
Model No:		APMSSTACK10W		APMSSTACK10SS	
Worktop Material:		Pressed Wood		Stainless Steel	
Item:	Model No:	Description:	Width:	Depth:	Height:
1	APMS55	Floor Cabinet Full Height	600mm	460mm	2000mm
2	APMS65	2 Door Wall Cabinet	680mm	280mm	350mm
3	APMS64	7 Drawer Floor Cabinet	1360mm	460mm	910mm
4	APMS50BP	Back Panel	615mm	25mm	1050mm
5	APMS50UCD	Upright Connector Double	65mm	30mm	1420mm
6	APMS50UCS	Upright Connector Single	32.5mm	30mm	1420mm





The Superline Pro® Modular storage system is ideal for any garage or workshop. Durable construction that will last for years. Easily adjusts to specific needs. Purchase a simple base cabinet or create a full workshop storage system.

## A - B Modular Workstation Packages

Model No. **SEE BELOW**

		<b>A</b>		<b>B</b>	
Model No:		APMSSTACK07W		APMSSTACK07SS	
Worktop Material:		Pressed Wood		Stainless Steel	
Item:	Model No:	Description:	Width:	Depth:	Height:
1	APMS51	4 Drawer Cabinet	680mm	460mm	910mm
2	APMS54	Wall Cabinet Tambour Front	680mm	280mm	350mm
3	APMS52	2 Door Floor Cabinet	680mm	460mm	910mm
4	APMS53	Wall Cabinet	680mm	280mm	350mm
5	APMS62	7 Drawer Cabinet	680mm	460mm	910mm
6	APMS50BP	Back Panel	615mm	25mm	1050mm
7	APMS50UCD	Upright Connector Double	65mm	30mm	1420mm
8	APMS50UCS	Upright Connector Single	32.5mm	30mm	1420mm

### Package Contents:

1 x APMS51, 1 x APMS54, 1 x APMS52, 2 x APMS53, 1 x APMS62,  
3 x APMS50BP, 2 x APMS50UCD, 2 x APMS50UCS, 1 x APMS50WC  
(Pressed Wood Worktop) or 1 x APMS50SSC (Stainless Steel Worktop).

## C - D Modular Workstation Packages

Model No. **SEE BELOW**

		<b>C</b>		<b>D</b>	
Model No:		APMSSTACK11W		APMSSTACK11SS	
Worktop Material:		Pressed Wood		Stainless Steel	
Item:	Model No:	Description:	Width:	Depth:	Height:
1	APMS64	7 Drawer Floor Cabinet	1360mm	460mm	910mm
2	APMS65	2 Door Wall Cabinet	680mm	280mm	350mm
3	APMS52	2 Door Floor Cabinet	680mm	460mm	910mm
4	APMS54	Wall Cabinet Tambour Front	680mm	280mm	350mm
5	APMS50BP	Back Panel	615mm	25mm	1050mm
6	APMS50UCD	Upright Connector Double	65mm	30mm	1420mm
7	APMS50UCS	Upright Connector Single	32.5mm	30mm	1420mm

### Package Contents:

1 x APMS64, 2 x APMS65, 1 x APMS54, 1 x APMS52, 3 x APMS50BP,  
2 x APMS50UCD, 2 x APMS50UCS, APMS50WC (Pressed Wood Worktop) or  
1 x APMS50SSC (Stainless Steel Worktop).

### CHOOSE YOUR FINISH



Complement your cabinet with either pressed wood or stainless steel worktops. See page 1015 for details.

For our full range of compatible tool hooks and storage accessories, see the TTS® range on page 1045.



## A - B



See pages 1013 to 1015 for more information on individual cabinets.

## C - D

**NEW**



See pages 1013 to 1015 for more information on individual cabinets.





The Superline Pro® Modular storage system is ideal for any garage or workshop. Durable construction that will last for years. Easily adjusts to specific needs. Purchase a simple base cabinet or create a full workshop storage system.

## A - B Modular Workstation Packages

Model No. SEE BELOW

		A		B	
Model No:		APMSSTACK12W		APMSSTACK12SS	
Worktop Material:		Pressed Wood		Stainless Steel	
Item:	Model No:	Description:	Width:	Depth:	Height:
1	APMS53	Wall Cabinet	680mm	280mm	350mm
2	APMS54	Wall Cabinet Tambour Front	680mm	280mm	350mm
3	APMS66	Mobile workshop Trolley	646mm	460mm	866mm
4	APMS62	7 Drawer Cabinet	680mm	460mm	910mm
5	APMS52	2 Door Floor Cabinet	680mm	460mm	910mm
6	APMS65	2 Door Wall Cabinet	680mm	280mm	350mm
7	APMS50BP	Back Panel	615mm	25mm	1050mm
8	APMS50UCD	Upright Connector Double	65mm	30mm	1420mm
9	APMS50UCS	Upright Connector Single	32.5mm	30mm	1420mm

### Package Contents:

1 x APMS53, 1 x APMS54, 1 x APMS66, 1 x APMS62, 1 x APMS52, 1 x APMS65, 3 x APMS50BP, 2 x APMS50UCD, 2 x APMS50UCS, 1 x APMS50WC (Pressed Wood Worktop) or 1 x APMS50SSC (Stainless Steel Worktop).

## C - D Modular Workstation Packages

Model No. SEE BELOW

		C		D	
Model No:		APMSSTACK14W		APMSSTACK14SS	
Worktop Material:		Pressed Wood		Stainless Steel	
Item:	Model No:	Description:	Width:	Depth:	Height:
1	APMS53	Wall Cabinet	680mm	280mm	350mm
2	APMS54	Wall Cabinet Tambour Front	680mm	280mm	350mm
3	APMS65	2 Door Wall Cabinet	680mm	280mm	350mm
4	APMS64	7 Drawer Floor Cabinet	1360mm	460mm	910mm
5	APMS63	Reel Cabinet	680mm	460mm	910mm
6	APMS50BP	Back Panel	615mm	25mm	1050mm
7	APMS50UCD	Upright Connector Double	65mm	30mm	1420mm
8	APMS50UCS	Upright Connector Single	32.5mm	30mm	1420mm

### Package Contents:

1 x APMS53, 1 x APMS54, 2 x APMS65, 1 x APMS64, 1 x APMS63, 3 x APMS50BP, 2 x APMS50UCD, 2 x APMS50UCS, 1 x APMS50WC (Pressed Wood Worktop) or 1 x APMS50SSC (Stainless Steel Worktop).

### CHOOSE YOUR FINISH



Complement your cabinet with either pressed wood or stainless steel worktops. See page 1015 for details.

A - B


NEW



See pages 1013 to 1015 for more information on individual cabinets.

C - D

NEW



See pages 1013 to 1015 for more information on individual cabinets.


**A - B Modular Workstation Packages**

Model No. SEE BELOW

	A	B
Model No:	APMSSTACK08W	APMSSTACK08SS
Worktop Material:	Pressed Wood	Stainless Steel

**Package Contents:**

1 x APMS60, 1 x APMS61, 2 x APMS50BP, 2 x APMS60BP,  
 4 x APMS50UCS, 2 x APMS50UCD, 2 x APMS53,  
 1 x APMS57, 1 x APMS62,  
 1 x APMS60PW (Corner Pressed Wood Worktop) or  
 1 x APMS60SS (Corner Stainless Steel Worktop).  
 2 x APMS50WA (Pressed Wood Worktop) or  
 2 x APMS50SSA (Stainless Steel Worktop).



**Workshop Rolls**  
 See page 1324  
 for full details.

**CHOOSE YOUR FINISH**


Complement your cabinet with either pressed wood or  
 stainless steel worktops. See page 1015 for details.

**A - B**


Item:	Model No:	Description:	Width:	Depth:	Height:
1	APMS53	Wall Cabinet	680mm	280mm	350mm
2	APMS62	7 Drawer Cabinet	680mm	460mm	910mm
3	APMS50BP	Back Panel	615mm	25mm	1050mm
4	APMS50UCD	Upright Connector Double	65mm	30mm	1420mm
5	APMS50UCS	Upright Connector Single	32.5mm	30mm	1420mm
6	APMS60	Corner Floor Cabinet	865mm	865mm	910mm
7	APMS61	Corner Wall Cabinet	865mm	865mm	350mm
8	APMS57	Multifunction Cabinet	680mm	460mm	910mm
9	APMS60BP	Corner Back Panel	800mm	25mm	1050mm

**C**

**D**

**C - D Pressed Wood or Stainless Steel Worktops for Modular Corner Cabinet**  
 Model No. SEE BELOW

	C	D
Model No:	APMS60PW	APMS60SS
Material:	Pressed Wood	Stainless Steel
Overall Size (W x D x H):	865 x 865 x 36mm	865 x 865 x 38mm

**E**
**ADJUSTABLE SHELF**

Worktop sold separately.


**E 865mm Modular Corner Floor Cabinet**  
 Model No. APMS60

Overall Size (W x D x H): 865 x 865 x 910mm

**F**

**F 865mm Modular Corner Wall Cabinet**  
 Model No. APMS61

Overall Size (W x D x H): 865 x 865 x 350mm





The Superline Pro® Modular storage system is ideal for any garage or workshop. Durable construction that will last for years. Easily adjusts to specific needs. Purchase a simple base cabinet or create a full workshop storage system.

## A - B Modular Workstation Packages Model No. SEE BELOW

	A	B
Model No:	APMSSTACK03W	APMSSTACK03SS
Worktop Material:	Pressed Wood	Stainless Steel

### Package Contents:

2 x APMS55, 2 x APMS53, 1 x APMS54, 1 x APMS59,  
1 x APMS58, 1 x APMS52, 3 x APMS50BP,  
2 x APMS50UCD, 2 x APMS50UCS, 1 x APMS50WC  
(Pressed Wood Worktop) or  
1 x APMS50SSC (Stainless Steel Worktop).



See pages 1013 to 1015 for more information on individual cabinets.

Item:	Model No:	Description:	Width:	Depth:	Height:
1	APMS55	Full Height Floor Cabinet	600mm	460mm	2000mm
2	APMS54	Wall Cabinet Tambour Front	680mm	280mm	350mm
3	APMS53	Wall Cabinet	680mm	280mm	350mm
4	APMS59	5 Drawer Floor Cabinet	680mm	460mm	910mm
5	APMS58	5 Drawer Mobile Cabinet	650mm	460mm	730mm

Item:	Model No:	Description:	Width:	Depth:	Height:
6	APMS52	2 Door Floor Cabinet	680mm	460mm	910mm
7	APMS50BP	Back Panel	615mm	25mm	1050mm
8	APMS50UCD	Upright Connector Double	65mm	30mm	1420mm
9	APMS50UCS	Upright Connector Single	32.5mm	30mm	1420mm

## C - D Modular Workstation Packages Model No. SEE BELOW

	C	D
Model No:	APMSSTACK13W	APMSSTACK13SS
Worktop Material:	Pressed Wood	Stainless Steel

### Package Contents:

2 x APMS55, 1 x APMS54, 2 x APMS53, 1 x APMS64,  
1 x APMS52, 3 x APMS50BP, 2 x APMS50UCD,  
2 x APMS50UCS, 1 x APMS50WC  
(Pressed Wood Worktop) or 1 x APMS50SSC  
(Stainless Steel Worktop).

### CHOOSE YOUR FINISH



Complement your cabinet with either pressed wood or stainless steel worktops. See page 1015 for details.



See pages 1013 to 1015 for more information on individual cabinets.

Item:	Model No:	Description:	Width:	Depth:	Height:
1	APMS55	Full Height Floor Cabinet	600mm	460mm	2000mm
2	APMS54	Wall Cabinet Tambour Front	680mm	280mm	350mm
3	APMS53	Wall Cabinet	680mm	280mm	350mm
4	APMS52	2 Door Floor Cabinet	680mm	460mm	910mm

Item:	Model No:	Description:	Width:	Depth:	Height:
5	APMS64	7 Drawer Floor Cabinet	1360mm	460mm	910mm
6	APMS50BP	Back Panel	615mm	25mm	1050mm
7	APMS50UCD	Upright Connector Double	65mm	30mm	1420mm
8	APMS50UCS	Upright Connector Single	32.5mm	30mm	1420mm




**A - B Modular Workstation Packages**
**Model No. SEE BELOW**

<b>Model No:</b>	<b>APMSSTACK01W</b>	<b>APMSSTACK01SS</b>
<b>Worktop Material:</b>	Pressed Wood	Stainless Steel

For popular combinations from our Superline Pro® modular range order model numbers indicated. All combinations available with wood worktop or stainless steel.


**A - B**

1 Modular Full Height Floor Cabinet	2 Modular Wall Cabinet Tambour Front	3 Modular Wall Cabinet	4 Modular 5 Drawer Cabinet
<ul style="list-style-type: none"> <li>Four fully adjustable shelves.</li> <li>High quality lock with two keys.</li> <li>Supplied flat-packed for ease of transportation and requires some self-assembly.</li> <li>Model No. APMS55</li> </ul>	<ul style="list-style-type: none"> <li>Tambour style front for easy-access.</li> <li>Aluminium handles.</li> <li>Model No. APMS54</li> </ul>	<ul style="list-style-type: none"> <li>Lift-up door supported on gas struts.</li> <li>Aluminium handles.</li> <li>Model No. APMS53</li> </ul>	<ul style="list-style-type: none"> <li>5 Drawers fitted with ball bearing slides.</li> <li>Aluminium drawer pulls.</li> <li>High quality lock with two keys.</li> <li>Model No. APMS59</li> </ul>
x 1	x 2	x 3	x 1



<b>5 Modular 5 Drawer Mobile Cabinet</b> <ul style="list-style-type: none"> <li>5 Drawers fitted with ball bearing slides.</li> <li>Four swivel castors with brake.</li> <li>Aluminium handles.</li> <li>High quality lock with two keys.</li> <li>Model No. APMS58</li> </ul>	<b>6 Modular 2 Door Floor Cabinet</b> <ul style="list-style-type: none"> <li>Supplied with an adjustable shelf.</li> <li>Aluminium handles.</li> <li>High quality lock with two keys.</li> <li>Model No. APMS52</li> </ul>	<b>7 Modular 4 Drawer Cabinet</b> <ul style="list-style-type: none"> <li>4 Drawers fitted with ball bearing slides.</li> <li>Aluminium drawer pulls.</li> <li>High quality lock with two keys.</li> <li>Model No. APMS51</li> </ul>	<b>8 Modular Multifunction Cabinet</b> <ul style="list-style-type: none"> <li>Solid multifunction modular cabinet includes rubbish bin, paper roll holder and a deep drawer.</li> <li>Aluminium handles.</li> <li>Model No. APMS57</li> </ul>
x 1	x 1	x 1	x 1
<b>9 Modular Full Height 2 Door Floor Cabinet</b> <ul style="list-style-type: none"> <li>Four fully adjustable shelves.</li> <li>High quality lock with two keys.</li> <li>Supplied flat-packed for ease of transportation and requires some self-assembly.</li> <li>Model No. APMS56</li> </ul>	<b>10 Modular Back Panel</b> <ul style="list-style-type: none"> <li>Back panel to connect wall cabinets to base cabinets in the APMS50 Series.</li> <li>Model No. APMS50BP</li> </ul>	<b>11 Modular System Upright Connector Double</b> <ul style="list-style-type: none"> <li>Supports/connects wall cabinets and APMS50BP back panels.</li> <li>Model No. APMS50UCD</li> </ul>	<b>12 Modular System Upright Connector Single</b> <ul style="list-style-type: none"> <li>Supports wall cabinet and APMS50BP back panel at end of run.</li> <li>Model No. APMS50UCS</li> </ul>
x 1	x 5	x 4	x 2

Item:	Model No:	Description:	Width:	Depth:	Height:	Item:	Model No:	Description:	Width:	Depth:	Height:
1	APMS55	Full Height Floor Cabinet	600mm	460mm	2000mm	7	APMS51	4 Drawer Floor Cabinet	680mm	460mm	910mm
2	APMS54	Wall Cabinet Tambour Front	680mm	280mm	350mm	8	APMS57	Multifunction Cabinet	680mm	460mm	910mm
3	APMS53	Wall Cabinet	680mm	280mm	350mm	9	APMS56	Full Height 2 Door Floor Cabinet	915mm	460mm	2000mm
4	APMS59	5 Drawer Floor Cabinet	680mm	460mm	910mm	10	APMS50BP	Back Panel	615mm	25mm	1050mm
5	APMS58	5 Drawer Mobile Cabinet	650mm	460mm	730mm	11	APMS50UCD	Upright Connector Double	65mm	30mm	1420mm
6	APMS52	2 Door Floor Cabinet	680mm	460mm	910mm	12	APMS50UCS	Upright Connector Single	32.5mm	30mm	1420mm





## A-B Modular Workstation Packages

Model No. SEE BELOW

**A**

**B**

Model No: APMSS15W APMSS15SS

Worktop Material: Pressed Wood Stainless Steel

### CHOOSE YOUR FINISH




Complement your cabinet with either pressed wood or stainless steel worktops. See page 1015 for details.

**A-B**

See pages 1013 to 1015 for more information on individual cabinets.

**NEW**



<b>1 7 Drawer Floor Cabinet</b> <ul style="list-style-type: none"> <li>7 Drawers fitted with ball bearing slides.</li> <li>Aluminium drawer pulls.</li> <li>High quality lock with two keys.</li> <li>Supplied fully assembled.</li> <li>Model No. APMSS64</li> </ul>	<b>2 2 Door Floor Cabinet</b> <ul style="list-style-type: none"> <li>Supplied with an adjustable shelf.</li> <li>Aluminium handles.</li> <li>High quality lock with two keys.</li> <li>Model No. APMSS52</li> </ul>	<b>3 Multifunction Cabinet</b> <ul style="list-style-type: none"> <li>Solid multifunction modular cabinet includes rubbish bin, paper roll holder and a deep drawer.</li> <li>Aluminium handles.</li> <li>Model No. APMSS57</li> </ul>	<b>4 Mobile Workshop Trolley</b> <ul style="list-style-type: none"> <li>Mobile 3-tiered trolley.</li> <li>Aluminium handles.</li> <li>Four swivel castors with one brake.</li> <li>Model No. APMSS66</li> </ul>
<b>5 Full Height Floor Cabinet</b> <ul style="list-style-type: none"> <li>Four fully adjustable shelves.</li> <li>High quality lock with two keys.</li> <li>Supplied flat-packed for ease of transportation and requires some self-assembly.</li> <li>Model No. APMSS55</li> </ul>	<b>6 2 Door Full Height Floor Cabinet</b> <ul style="list-style-type: none"> <li>Four fully adjustable shelves.</li> <li>High quality lock with two keys.</li> <li>Supplied flat-packed for ease of transportation and requires some self-assembly.</li> <li>Model No. APMSS56</li> </ul>	<b>7 Wall Cabinet Tambour Front</b> <ul style="list-style-type: none"> <li>Tambour style front for easy-access.</li> <li>Aluminium handles.</li> <li>Model No. APMSS54</li> </ul>	<b>8 2 Door Wall Cabinet</b> <ul style="list-style-type: none"> <li>Double door cabinet for easy-access.</li> <li>High quality lock with two keys.</li> <li>Aluminium handles.</li> <li>Model No. APMSS65</li> </ul>
<b>9 Wall Cabinet</b> <ul style="list-style-type: none"> <li>Lift-up door is supported by gas struts.</li> <li>Aluminium handles.</li> <li>Model No. APMSS53</li> </ul>	<b>10 Back Panel</b> <ul style="list-style-type: none"> <li>Back panel to connect wall cabinets to base cabinets in the APMSS50 Series.</li> <li>Model No. APMSS50BP</li> </ul>	<b>11 Upright Connector Double</b> <ul style="list-style-type: none"> <li>Supports/connects wall cabinets and APMSS50BP back panels.</li> <li>Model No. APMSS50UCD</li> </ul>	<b>12 Upright Connector Single</b> <ul style="list-style-type: none"> <li>Supports wall cabinet and APMSS50BP back panel at end of run.</li> <li>Model No. APMSS50UCS</li> </ul>

Item	Model No:	Description:	Width:	Depth:	Height:
1	APMS64	7 Drawer Floor Cabinet	1360mm	460mm	910mm
2	APMS52	2 Door Floor Cabinet	680mm	460mm	910mm
3	APMS57	Multifunction Cabinet	680mm	460mm	910mm
4	APMS66	Mobile Workshop Trolley	646mm	460mm	866mm
5	APMS55	1 Door Full Height Floor Cabinet	600mm	460mm	2000mm
6	APMS56	2 Door Full Height Floor Cabinet	915mm	460mm	2000mm

Item	Model No:	Description:	Width:	Depth:	Height:
7	APMS54	Wall Cabinet Tambour Front	680mm	280mm	350mm
8	APMS65	2 Door Wall Cabinet	680mm	280mm	350mm
9	APMS53	Wall Cabinet	680mm	280mm	350mm
10	APMS50BP	Back Panel	615mm	25mm	1050mm
11	APMS50UCD	Upright Connector Double	65mm	30mm	1420mm
12	APMS50UCS	Upright Connector Single	32.5mm	30mm	1420mm




**A - B Modular Workstation Packages**

Model No. SEE BELOW

**A**
**B**

Model No: APMSSTACK16W APMSSTACK16SS


Worktop Material: Pressed Wood Stainless Steel

**CHOOSE YOUR FINISH**


Complement your cabinet with either pressed wood or stainless steel worktops. See page 1015 for details.

**A - B**

See pages 1013 to 1015 for more information on individual cabinets.

**NEW**


<b>1 7 Drawer Floor Cabinet</b> <ul style="list-style-type: none"> <li>7 Drawers fitted with ball bearing slides.</li> <li>Aluminium drawer pulls.</li> <li>High quality lock with two keys.</li> <li>Supplied fully assembled.</li> <li>Model No. APMS64</li> </ul>	<b>2 2 Door Floor Cabinet</b> <ul style="list-style-type: none"> <li>Supplied with an adjustable shelf.</li> <li>Aluminium handles.</li> <li>High quality lock with two keys.</li> <li>Model No. APMS52</li> </ul>	<b>3 Reel Cabinet</b> <ul style="list-style-type: none"> <li>Solid reel cabinet for the convenient and tidy use of cable reels and air hose reels.</li> <li>Aluminium handles.</li> <li>Model No. APMS63</li> </ul>	<b>4 Mobile Workshop Trolley</b> <ul style="list-style-type: none"> <li>Mobile 3-tiered trolley.</li> <li>Aluminium handles.</li> <li>Four swivel castors with one brake.</li> <li>Supplied flat-packed and requires some self-assembly.</li> <li>Model No. APMS66</li> </ul>
<b>5 Full Height Floor Cabinet</b> <ul style="list-style-type: none"> <li>Four fully adjustable shelves.</li> <li>High quality lock with two keys.</li> <li>Supplied flat-packed for ease of transportation and requires some self-assembly.</li> <li>Model No. APMS55</li> </ul>	<b>6 2 Door Full Height Floor Cabinet</b> <ul style="list-style-type: none"> <li>Four fully adjustable shelves.</li> <li>High quality lock with two keys.</li> <li>Supplied flat-packed for ease of transportation and requires some self-assembly.</li> <li>Model No. APMS56</li> </ul>	<b>7 Wall Cabinet Tambour Front</b> <ul style="list-style-type: none"> <li>Tambour style front for easy-access.</li> <li>Aluminium handles.</li> <li>Model No. APMS54</li> </ul>	<b>8 2 Door Wall Cabinet</b> <ul style="list-style-type: none"> <li>Double door cabinet for easy-access.</li> <li>High quality lock with two keys.</li> <li>Aluminium handles.</li> <li>Model No. APMS65</li> </ul>
<b>9 Wall Cabinet</b> <ul style="list-style-type: none"> <li>Lift-up door is supported by gas struts.</li> <li>Aluminium handles.</li> <li>Model No. APMS53</li> </ul>	<b>10 Back Panel</b> <ul style="list-style-type: none"> <li>Back panel to connect wall cabinets to base cabinets in the APMS50 Series.</li> <li>Model No. APMS50BP</li> </ul>	<b>11 Upright Connector Double</b> <ul style="list-style-type: none"> <li>Supports/connects wall cabinets and APMS50BP back panels.</li> <li>Model No. APMS50UCD</li> </ul>	<b>12 Upright Connector Single</b> <ul style="list-style-type: none"> <li>Supports wall cabinet and APMS50BP back panel at end of run.</li> <li>Model No. APMS50UCS</li> </ul>

Item:	Model No:	Description:	Width:	Depth:	Height:	Item:	Model No:	Description:	Width:	Depth:	Height:
1	APMS64	7 Drawer Floor Cabinet	1360mm	460mm	910mm	7	APMS54	Wall Cabinet Tambour Front	680mm	280mm	350mm
2	APMS52	2 Door Floor Cabinet	680mm	460mm	910mm	8	APMS65	2 Door Wall Cabinet	680mm	280mm	350mm
3	APMS63	Reel Cabinet	680mm	460mm	910mm	9	APMS53	Wall Cabinet	680mm	280mm	350mm
4	APMS66	Mobile Workshop Trolley	646mm	480mm	886mm	10	APMS50BP	Back Panel	615mm	25mm	1050mm
5	APMS55	1 Door Full Height Floor Cabinet	600mm	460mm	2000mm	11	APMS50UCD	Upright Connector Double	65mm	30mm	1420mm
6	APMS56	2 Door Full Height Floor Cabinet	915mm	460mm	2000mm	12	APMS50UCS	Upright Connector Single	32.5mm	30mm	1420mm





**A - M Premier Modular Storage System**  
**Model No. SEE BELOW & NEXT PAGE**

Heavy-duty high end Modular Workshop Storage System with an appearance to enhance any garage or workshop. Versatile and durable steel construction that will last for years. Easily adjusts to specific needs; purchase a simple base cabinet or create a full workshop storage system.

**Standard features include:**

- ✓ Modular design to enable easy upgrading.
- ✓ Durable powder coated finish.
- ✓ Stylish aluminium drawer pulls and handles.
- ✓ Precision ball bearing drawer slides with load capacity of up to 68kg.
- ✓ Concealed snap-close magnets on doors.
- ✓ Choice of worktops; 25mm Stainless Steel or Oak complement the cabinet appearance and give a rugged work surface.
- ✓ Gas struts on wall cabinet doors.
- ✓ Adjustable feet to ensure cabinets sit 'true' even on floors that are not level.
- ✓ Floor cabinets are supplied with adjustable height shelves.
- ✓ All cabinets are fully welded except Model No. APMS05 Full Height Floor Cabinet, which requires some simple assembly.
- ✓ Each unit supplied with high quality cylinder locks and two keys where applicable.



C Heavy-Duty Modular Full Height Floor Cabinet	F Heavy-Duty Modular Wall Cabinet	G Heavy-Duty Modular Wall Cabinet	H Modular Back Panel
<ul style="list-style-type: none"><li>• Three adjustable shelves.</li><li>• Four level-adjusting feet.</li><li>• Supplied flat-packed for ease of transportation, requires some self-assembly.</li><li>• High quality lock with two keys.</li><li>• Model No. APMS05</li></ul>	<ul style="list-style-type: none"><li>• For use with Model No's APMS01 and APMS03 floor cabinets.</li><li>• Supplied with appropriate fixings to make integral self supporting unit.</li><li>• Lift-up door supported on gas struts.</li><li>• Offers fixing for Model No. APMS10 back panel.</li><li>• Model No. APMS13</li></ul>	<ul style="list-style-type: none"><li>• For use with Model No's APMS02 and APMS04 floor cabinets.</li><li>• Supplied with appropriate fixings to make integral self supporting unit.</li><li>• Lift-up door supported on gas struts.</li><li>• Offers fixing for Model No. APMS11 back panel.</li><li>• Model No. APMS14</li></ul>	<ul style="list-style-type: none"><li>• Back panel for use with Model No. APMS13 wall cabinet.</li><li>• Model No. APMS10</li></ul>
<b>I Modular Back Panel</b>			
<ul style="list-style-type: none"><li>• Back panel for use with Model No. APMS14 wall cabinet.</li><li>• Model No. APMS11</li></ul>	<b>A Heavy-Duty Modular Floor Cabinet</b>	<b>B Heavy-Duty Modular 2 Door Floor Cabinet</b>	<b>E Heavy-Duty Modular 11 Drawer Floor Cabinet</b>
<ul style="list-style-type: none"><li>• Choice of Stainless Steel or Oak worktop (see page 1026).</li><li>• Features one adjustable shelf and four level-adjusting feet.</li><li>• High quality lock with two keys.</li><li>• Model No. APMS01</li></ul>	<ul style="list-style-type: none"><li>• Choice of Stainless Steel or Oak worktop (see page 1026).</li><li>• Features one adjustable shelf and six level-adjusting feet.</li><li>• High quality lock with two keys.</li><li>• Model No. APMS02</li></ul>	<ul style="list-style-type: none"><li>• Choice of Stainless Steel or Oak worktop (see page 1026).</li><li>• Stylish brushed aluminium drawer pulls.</li><li>• Rubber protective drawer liners.</li><li>• Six level-adjusting feet.</li><li>• High quality lock with two keys.</li><li>• Model No. APMS04</li></ul>	<ul style="list-style-type: none"><li>• Choice of Stainless Steel or Oak worktop (see page 1026).</li><li>• Stylish brushed aluminium drawer pulls.</li><li>• Rubber protective drawer liners.</li><li>• Four level-adjusting feet.</li><li>• High quality lock with two keys.</li><li>• Model No. APMS03</li></ul>

Item:	Model No:	Description:	Page No:	Heavy Item:	Width:	Depth:	Height:
A	APMS01	Heavy-Duty 1 Door Floor Cabinet	1026	-	775mm	610mm	955mm
B	APMS02	Heavy-Duty 2 Door Floor Cabinet	1026	✓	1550mm	610mm	955mm
C	APMS05	Heavy-Duty Full Height Floor Cabinet	1026	✓	930mm	610mm	2110mm
D	APMS03	Heavy-Duty 6 Drawer Floor Cabinet	1026	✓	775mm	610mm	955mm
E	APMS04	Heavy-Duty 11 Drawer Floor Cabinet	1026	✓	1550mm	610mm	955mm
F	APMS13	Heavy-Duty Wall Cabinet	1026	-	775mm	380mm	510mm
G	APMS14	Heavy-Duty Wall Cabinet	1026	-	1550mm	380mm	510mm
H	APMS10	Back Panel	1027	-	775mm	20mm	615mm
I	APMS11	Back Panel	1027	-	1550mm	20mm	615mm

**A - I Premier Modular Storage System Packages**  
**Model No. SEE BELOW**

Order the complete modular system, as illustrated above, with your choice of worktop.

Model No:	Worktop Material:
APMSSTEEL	Stainless Steel
APMSOAK	Oak



#### J Heavy-Duty Multifunction Floor Cabinet

- Cabinet includes rubbish bin, paper roll holder and a deep drawer.
- Brushed aluminium handles.
- Four adjustable feet.
- Paper roll holder has three locking positions.
- Model No. APMS20

#### K Heavy-Duty Corner Floor Cabinet

- Features 1 adjustable shelf.
- Brushed aluminium handle.
- Five level-adjusting feet.
- High quality lock with two keys.
- Model No. APMS15

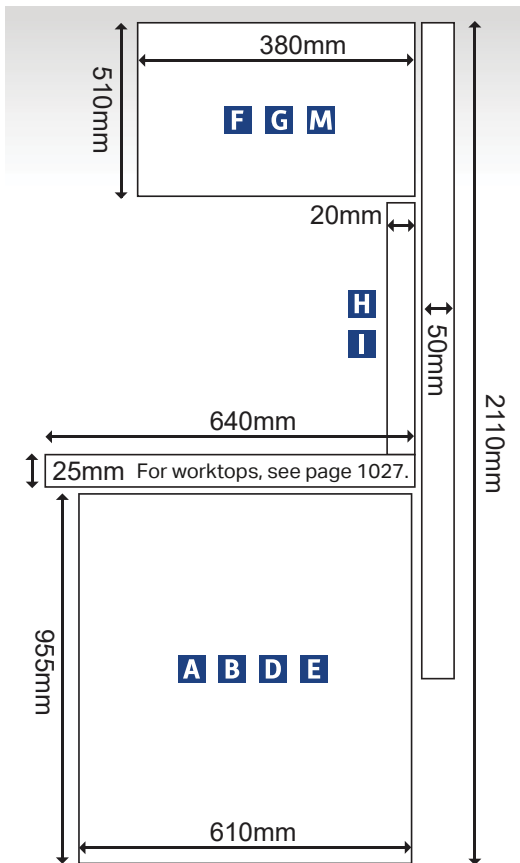
#### L Back Panel Assembly for Corner Wall Storage Unit

- Back panel (x2) to connect Model No. APMS16 Corner Wall storage Unit to Model No. APMS15 Corner Floor Cabinet.
- Model No. APMS17

#### M Heavy-Duty Modular Corner Wall Cabinet

- For use with Model No. APMS15 Corner Floor Cabinet.
- Supplied with the appropriate fixings to make integral self supporting unit.
- Includes fixings and support posts for APMS17 Back Panel.
- Model No. APMS16

Item:	Model No:	Description:	Page No:	Width:	Depth:	Height:
J	APMS20	Heavy-Duty Multifunction Floor Cabinet	1027	775mm	610mm	955mm
K	APMS15	Heavy-Duty Corner Floor Cabinet	1027	930mm	930mm	955mm
L	APMS17	Back Panel Assembly for Corner Wall Storage Unit	1027	930mm	20mm	615mm
M	APMS16	Heavy-Duty Modular Corner Wall Cabinet	1027	930mm	920mm	510mm



#### PLAN YOUR IDEAL STORAGE SOLUTION

Planning your perfect storage system has never been easier. Choose from our pre-selected combinations on page 1028 - 1029, or completely customize your workspace by selecting individual units and worktops. Our modular units offer ultimate flexibility for you to alter their configuration or add on as required in the future.

#### To plan your own modular system, simply:

1. Select Floor or Wall Units to fit your workspace.
2. Select your Back Panels.
3. Choose your Worktop finish.

#### CHOOSE YOUR WORKTOP

Our Modular Base Units are supplied without worktops allowing you to choose between Stainless Steel and Oak finishes. They are available in sizes to perfectly fit our base units - no need to cut to size and are available for both straight and corner cabinets. See page 1027 for full details.



Above features Model No's APMS01, APMS08, APMS10 & APMS13.



Premier™

A - Q Premier Modular Storage System  
Model No. SEE BELOW

Heavy-duty high end Modular Workshop Storage System with an appearance to enhance any garage or workshop. Versatile and durable steel construction that will last for years. Easily adjusts to specific needs; purchase a simple base cabinet or create a full workshop storage system. See page 1024 for more details.



**C** 930mm Heavy-Duty Modular Full Height Floor Cabinet  
Model No. APMS05

Heavy-duty full height two door cabinet, with three adjustable shelves and four Level-adjusting feet. Added security provided by cylinder lock, supplied with two keys.

Overall Size (W x D x H): 930 x 610 x 2110mm



**F** 775mm Heavy-Duty Modular Wall Cabinet  
Model No. APMS13

For use with Model No's APMS01 and APMS03 floor cabinets. Lift-up door supported on gas struts, brushed aluminium door handle and high quality lock with two keys.

Overall Size (W x D x H): 775 x 380 x 510mm



**A** 775mm Heavy-Duty Modular Floor Cabinet  
Model No. APMS01

One adjustable shelf, four level-adjusting feet, brushed aluminium handles and high quality lock with two keys.

Overall Size (W x D x H): 775 x 610 x 955mm



**D** 775mm Heavy-Duty Modular 6 Drawer Floor Cabinet  
Model No. APMS03

Six heavy-duty drawers with precision ball bearing slides, rubber protective drawer liners, four Level-adjusting feet and high quality lock with two keys.

Specification:	Width:	Depth:	Height:
Overall Size:	775mm	610mm	955mm
Small Drawer (x3):	670mm	535mm	55mm
Large Drawer (x2):	670mm	535mm	130mm
X-Large Drawer (x1):	670mm	535mm	205mm



**B** 1550mm Heavy-Duty Modular 2 Door Floor Cabinet  
Model No. APMS02

One adjustable shelf, six level-adjusting feet, brushed aluminium handles and high quality lock with two keys.

Overall Size (W x D x H): 1550 x 610 x 955mm



**E** 1550mm Heavy-Duty Modular 11 Drawer Floor Cabinet  
Model No. APMS04

11 Heavy-duty drawers with precision ball bearing slides, rubber protective drawer liners, six Level-adjusting feet and high quality lock with two keys.

Specification:	Width:	Depth:	Height:
Overall Size:	1550mm	610mm	955mm
Full Width Large Drawer (x1):	1445mm	535mm	125mm
Small Drawer (x6):	670mm	535mm	55mm
Large Drawer (x2):	670mm	535mm	130mm
X-Large Drawer (x2):	670mm	535mm	205mm



**G** 1550mm Heavy-Duty Modular Wall Cabinet  
Model No. APMS14

For use with Model No's APMS02 and APMS04 floor cabinets. Supplied with appropriate fixings to make integral self supporting unit. Lift-up door supported on gas struts, brushed aluminium door handle and high quality lock with two keys.

Overall Size (W x D x H): 1550 x 380 x 510mm



**H - I** Modular Back Panels

Model No. **SEE BELOW**

Model No:	Overall Size: (W x D x H)	Suitable For:
<b>H</b> APMS10	775 x 20 x 615mm	APMS13
<b>I</b> APMS11	1550 x 20 x 615mm	APMS14



**L** 930mm Modular Back Panel Assembly for Corner Wall Storage Unit

Model No. **APMS17**

Back panel (x2) to connect Model No. APMS16 corner wall storage unit to Model No. APMS15 corner floor.

Overall Size (W x D x H): 930 x 20 x 615mm

**N - O** Oak or Stainless Steel Worktops

Model No. **SEE BELOW**

Base units are supplied without worktops allowing you to choose from either Stainless Steel or Oak. Available in 775mm or 1550mm widths to suit different base units. All pictures above show units with Stainless Steel tops fitted. Please order your preference from the options below.

Model No:	Material:	Size:	Suitable For:
<b>N</b> APMS06	Oak	775mm	APMS01 APMS03 APMS20
<b>N</b> APMS07	Oak	1550mm	APMS02 APMS04
<b>O</b> APMS08	Stainless Steel	775mm	APMS01 APMS03 APMS20
<b>O</b> APMS09	Stainless Steel	1550mm	APMS02 APMS04

**P** 930mm Oak Corner Worktop

Model No. **APMS18**

Overall Size (W x D x H): 930 x 930 x 25mm  
Material: Oak  
Application: APMS15

**Q** 930mm Stainless Steel Corner Worktop

Model No. **APMS19**

Overall Size (W x D x H): 930 x 930 x 25mm  
Material: Stainless Steel  
Application: APMS15



**J** 775mm Heavy-Duty Modular Multifunction Floor Cabinet

Model No. **APMS20**

Cabinet includes rubbish bin, paper roll holder and a deep drawer, four adjustable feet and brushed aluminium handles. Paper roll holder has three locking positions.

Specification (W x D x H):	
Overall Size:	775 x 610 x 955mm
X-Large Drawer (x1):	400 x 550 x 280mm
Rubbish Bin:	200 x 485 x 380mm



**K** 930mm Heavy-Duty Modular Corner Floor Cabinet

Model No. **APMS15**

One adjustable shelf, brushed aluminium handle Five level-adjusting feet. High quality lock with two keys.

Overall Size (W x D x H): 930 x 930 x 955mm



**M** 930mm Heavy-Duty Modular Corner Wall Cabinet

Model No. **APMS16**

For use with Model No. APMS15 Corner Floor Cabinet. Supplied with the appropriate fixings to make integral self supporting unit. All steel construction with a graphite powder coat finish. Includes fixings and support posts for APMS17 Back Panel.

Overall Size (W x D x H): 930 x 930 x 510mm







**A - B Premier Modular Storage System Packages**  
Model No. [SEE BELOW](#)

Model No:	Worktop Material:
<b>A</b> APMSCOMBO1SS	Stainless Steel
<b>B</b> APMSCOMBO1W	Oak

**Package Contents:**  
1 x APMS05, 2 x APMS13, 2 x APMS10, 1 x APMS03,  
1 x APMS01, 2 x APMS08 (Stainless Steel Worktops) or  
2 x APMS06 (Oak Worktops).

Model No:	Description:	(W x D x H):
<b>1</b> APMS13	Wall Cabinet	775 x 380 x 510mm
<b>2</b> APMS05	Full Height Floor Cabinet	930 x 610 x 2110mm
<b>3</b> APMS01	1 Door Floor Cabinet	775 x 610 x 955mm
<b>4</b> APMS03	6 Drawer Floor Cabinet	775 x 610 x 955mm
<b>5</b> APMS10	Back Panel	775 x 20 x 615mm

**EXTENSION LEADS & CABLE REELS**  
See pages 945 to 949.



**A - B**



**C - D**



**C - D Premier Modular Storage System Packages**  
Model No. [SEE BELOW](#)

Model No:	Worktop Material:
<b>C</b> APMSCOMBO2SS	Stainless Steel
<b>D</b> APMSCOMBO2W	Oak

**Package Contents:**  
1 x APMS05, 1 x APMS13, 1 x APMS14, 1 x APMS10,  
1 x APMS01, 1 x APMS11, 1 x APMS04, 1 x APMS08  
& APMS09 (Stainless Steel Worktops) or  
1 x APMS06 & APMS07 (Oak Worktops).



**VICES**  
See pages 1202 to 1204 for details.



Model No:	Description:	(W x D x H):
<b>1</b> APMS14	Wall Cabinet Heavy-Duty	1550 x 380 x 510mm
<b>2</b> APMS13	Wall Cabinet Heavy-Duty	775 x 380 x 510mm
<b>3</b> APMS05	Full Height Floor Cabinet Heavy-Duty	930 x 610 x 2110mm
<b>4</b> APMS01	1 Door Floor Cabinet Heavy-Duty	775 x 610 x 955mm

Model No:	Description:	(W x D x H):
<b>5</b> APMS04	11 Drawer Floor Cabinet Heavy-Duty	1550 x 610 x 955mm
<b>6</b> APMS10	Back Panel	775 x 20 x 615mm
<b>7</b> APMS11	Back Panel	1550 x 20 x 615mm



**A - B Premier Modular Storage System Packages**  
Model No. **SEE BELOW**

Model No:	Worktop Material:
<b>A</b> APMSCOMBO4SS	Stainless Steel
<b>B</b> APMSCOMBO4W	Oak

**Package Contents:**

1 x APMS13, 1 x APMS14, 1 x APMS10, 1 x APMS11,  
1 x APMS01, 1 x APMS04, 1 x APMS08 & APMS09  
(Stainless Steel Worktops) or  
1 x APMS06 & APMS07 (Oak Worktops).

Model No:	Description:	(W x D x H):
<b>1</b> APMS14	Wall Cabinet	1550 x 380 x 510mm
<b>2</b> APMS13	Wall Cabinet	775 x 380 x 510mm
<b>3</b> APMS01	1 Door Floor Cabinet	775 x 610 x 955mm
<b>4</b> APMS04	11 Drawer Floor Cabinet	1550 x 610 x 955mm
<b>5</b> APMS10	Back Panel	775 x 20 x 615mm
<b>6</b> APMS11	Back Panel	1550mm x 20 x 615mm



**C - D**



**C - D Premier Modular Storage System Packages**  
Model No. **SEE BELOW**

Model No:	Worktop Material:
<b>C</b> APMSCOMBO6SS	Stainless Steel
<b>D</b> APMSCOMBO6W	Oak

**Package Contents:**

1 x APMS15, 1 x APMS16, 1 x APMS17,  
1 x APMS18 (Oak Corner Worktop) or 1 x APMS19  
(Stainless Steel Corner Worktop), 1 x APMS20,  
2 x APMS13, 2 x APMS10, 1 x APMS03, 2 x APMS08  
(Stainless Steel Worktops) or 2 x APMS06  
(Oak Worktops).



**CONSUMABLES**  
See pages  
1265 to 1331  
for our range  
of workshop  
consumables.



Model No:	Description:	(W x D x H):
<b>1</b> APMS13	Wall Cabinet Heavy-Duty	775 x 380 x 510mm
<b>2</b> APMS03	6 Drawer Floor Cabinet Heavy-Duty	775 x 610 x 955mm
<b>3</b> APMS10	Back Panel	775 x 20 x 615mm
<b>4</b> APMS15	Corner Floor Cabinet Heavy-Duty	930 x 930 x 955mm

Model No:	Description:	(W x D x H):
<b>5</b> APMS16	Corner Wall Cabinet Heavy-Duty	930 x 930 x 510mm
<b>6</b> APMS17	Back Panel	930 x 20 x 615mm
<b>7</b> APMS20	Multifunction Floor Cabinet Heavy-Duty	775 x 610 x 955mm



# Premier INDUSTRIAL™

## Premier Industrial Workstations

- ✓ A range of industrial quality cabinets, workbenches and accessories manufactured from heavy gauge steel which is powder coated for rust and solvent protection.
- ✓ Cabinet drawers run on heavy-duty ball bearing drawer slides with load bearing of up to 100kg and are fitted with safety locking catches\* to prevent inadvertent opening.
- ✓ Workbenches each have an evenly distributed load capacity of 1000kg.
- ✓ Optional workbench, single or double drawer units, back panel, shelf and unique vice holder available (see page 1035).
- ✓ All finished in industrial blue/grey paint finish that would look stylish in any workshop, garage or manufacturing plant.

\* Excludes some models.

## A-C Industrial Drawer Cabinets Model No. SEE RIGHT & BELOW

Industrial quality cabinets each offering a unique drawer configuration. All drawers run on heavy-duty ball bearing drawer slides with a load capacity of up to 100kg and are fitted with a safety locking catch to prevent inadvertent opening. Each drawer is fitted with fixed dividers running back to front and then supplied with cross dividers for personalised storage layout. These three models are the perfect height to fit underneath the workbenches in this range (see page 1035). Each cabinet is fitted with high quality lock and two coded keys.



## C 6 Drawer Industrial Cabinet Model No. API5656

Specification:	Width:	Depth:	Height:
Overall Size:	565mm	580mm	700mm
Small Drawer (x2):	470mm	375mm	55mm
Medium Drawer (x3):	470mm	375mm	80mm
Large Drawer (x1):	470mm	375mm	130mm

## D Industrial Handle & Wheel Kit for API7238 Model No. API725KIT

Industrial quality handle and wheel kit for Model No. API7238 industrial cabinet in the API range.



API2100 Workbench Illustrated, see page 1035



## A 5 Drawer Industrial Cabinet Model No. API5655A

Specification:	Width:	Depth:	Height:
Overall Size:	565mm	580mm	700mm
Small Drawer (x2):	470mm	375mm	55mm
Large Drawer (x3):	470mm	375mm	130mm



## B 5 Drawer Industrial Cabinet Model No. API5655B

Specification:	Width:	Depth:	Height:
Overall Size:	565mm	580mm	700mm
Small Drawer (x2):	470mm	375mm	55mm
Medium Drawer (x1):	470mm	375mm	80mm
Large Drawer (x1):	470mm	375mm	130mm
X-Large Drawer (x1):	470mm	375mm	180mm



## E Industrial Handle & Wheel Kit for 565mm Cabinets Model No. API565KIT

Industrial quality handle and wheel kit for 565mm industrial cabinets in the API range.

**Suitable For:** API5655A, API5655B, API5656, API5658



Optional wheel and handle kits are available for all three cabinets on this page as well as Model No's API5658 and API17238 on page 1032.

**Note:** With wheel kit fitted these units will not sit under the workbench as shown above.

**A - C Mobile Industrial Cabinets**  
Model No. **SEE RIGHT**

Industrial quality cabinets each offering a unique drawer configuration. Drawers (where fitted) run on heavy-duty ball bearing drawer slides. Each drawer is fitted with fixed dividers running back to front and then supplied with cross dividers for personalised storage layout. These three models fit perfectly underneath workbenches in this range (see page 1035). Units fitted with four Ø60mm wheels, two locking castors and two fixed, to allow units to be taken to the work area. Each cabinet is fitted with high quality lock and two coded keys. Model No. API5659 features a single shelf.



**E Vice Mounting Plate for API Series Workbenches**  
Model No. **API10**

Mounts onto any of the three workbenches in this range and allows vice to be stored out of the way when not in use, leaving a full free work surface. Compatible with Model No's API1500, API1800 and API2100 (see page 1035). Vice not included.



**A 5 Drawer Mobile Industrial Cabinet**  
Model No. **API5657A**

Specification:	Width:	Depth:	Height:
Overall Size:	565mm	580mm	675mm
Small Drawer (x1):	470mm	375mm	60mm
Medium Drawer (x4):	470mm	375mm	85mm



**C 1 Shelf Locker Mobile Industrial Cabinet**  
Model No. **API5659**

Specification:	Width:	Depth:	Height:
Overall Size:	565mm	580mm	675mm
Internal Dimensions:	475mm	510mm	475mm



**B 5 Drawer Mobile Industrial Cabinet**  
Model No. **API5657B**

Specification:	Width:	Depth:	Height:
Overall Size:	565mm	580mm	675mm
Small Drawer (x3):	470mm	375mm	60mm
Medium Drawer (x1):	470mm	375mm	85mm
Large Drawer (x1):	470mm	375mm	135mm



**D Industrial Mobile Storage System with Shelf**  
Model No. **APICCOMB01**

Industrial quality mobile storage system for use in the garage or workshop environment. Supplied with six panels; three louvred panels, to accept storage bins, and three perforated panels which can be used with Sealey TTS clips for tool storage. These can be mounted in any configuration, allowing the user to customise the design to suit their needs. It also includes a single shelf, which can be mounted at various heights. Four heavy-duty castors, two of which are fitted with toe locks, give smooth manoeuvrability around the workplace.

Specification :	(W x D x H):
Overall Size:	960 x 640 x 1605mm
Perforated Panel Size (x3) (W x H):	925 x 1350mm
Louvred Panel Size (x3) (W x H):	925 x 1350mm
Weight:	60kg



# Premier INDUSTRIAL™

## A - D Industrial Freestanding Cabinets

Model No. SEE RIGHT

Industrial quality, freestanding cabinets. All drawers run on heavy-duty ball bearing drawer slides with load bearing of up to 100kg and are fitted with safety locking catches to prevent inadvertent opening. Each drawer is fitted with removable dividers running front to back and supplied with cross dividers for personalised storage layout. Fitted with high quality lock and two coded keys.



Each cabinet is fully lockable and supplied with two keys. Drawers have a safety locking mechanism to prevent inadvertent opening.



Each drawer fitted with fixed front to back dividers and supplied with a quantity of cross dividers. Each drawer is supported by heavy-duty drawer slides and can hold up to 100kg evenly spread.



### Workshop Trolley

For details on our Premier Industrial Workshop Trolley Model No. API2103, see page 999.

A

5 Drawer


Ball  
Bearing  
Drawer Slides

HEAVY  
DUTY


### A 5 Drawer Industrial Cabinet

Model No. API9005

Specification:	Width:	Depth:	Height:
Overall Size:	900mm	450mm	900mm
Small Drawer (x2):	765mm	325mm	70mm
Medium Drawer (x3):	765mm	325mm	170mm

B

7 Drawer


Ball  
Bearing  
Drawer Slides

HEAVY  
DUTY


### B 7 Drawer Industrial Cabinet

Model No. API9007

Specification:	Width:	Depth:	Height:
Overall Size:	900mm	450mm	900mm
Small Drawer (x6):	765mm	325mm	70mm
Medium Drawer (x1):	765mm	325mm	170mm

C


Ball  
Bearing  
Drawer Slides

HEAVY  
DUTY


### C 8 Drawer Industrial Cabinet

Model No. API5658

Specification:	Width:	Depth:	Height:
Overall Size:	565mm	655mm	1000mm
Small Drawer (x2):	475mm	450mm	60mm
Medium Drawer (x4):	475mm	450mm	80mm
Large Drawer (x1):	475mm	450mm	130mm
X-Large Drawer (x1):	475mm	450mm	180mm

D


Ball  
Bearing  
Drawer Slides

HEAVY  
DUTY


### D 8 Drawer Industrial Cabinet

Model No. API7238

Specification:	Width:	Depth:	Height:
Overall Size:	725mm	655mm	1000mm
Small Drawer (x2):	630mm	450mm	60mm
Medium Drawer (x4):	630mm	450mm	80mm
Large Drawer (x1):	630mm	450mm	130mm
X-Large Drawer (x1):	630mm	450mm	180mm


## E Drawer Dividers

Model No. SEE BELOW

Horizontal drawer dividers to further personalise storage layout. Suitable for drawers in the following models in Premier Industrial Range: API5655A, API5655B, API5656, API7238, API5657A, API5657B, API5658. See below for specification to match your drawer.

Model No:	Width:	Height:
API-DIV06	155mm	45mm
API-DIV07	155mm	65mm
API-DIV08	155mm	115mm
API-DIV09	155mm	165mm

E





**A 2 Drawer & 1 Shelf Double Industrial Locker Cabinet**  
Model No. **API8810**

Industrial quality two drawer and double door, freestanding locker cabinet. Drawers run on heavy-duty drawer slides with load bearing of up to 100kg. Each drawer fitted with fixed dividers running front to back and supplied with cross dividers for personalised storage layout. Fitted with two high quality locks and supplied with four coded keys.

Specification:	Width:	Depth:	Height:
Overall Size:	900mm	450mm	1000mm
Medium Drawer (x2):	790mm	325mm	80mm
Internal Cabinet Overall Size:	840mm	420mm	645mm



**C 5 Drawer & 1 Shelf Industrial Cabinet**  
Model No. **API1103B**

Industrial quality five drawer and single shelf, freestanding locker cabinet. All drawers run on heavy-duty drawer slides with a load bearing of up to 100kg. Each drawer is fitted with fixed dividers running front to back and supplied with cross dividers for personalised storage layout. Fitted with two high quality locks and supplied with four coded keys.

Specification:	Width:	Depth:	Height:
Overall Size:	1105mm	580mm	800mm
Medium Drawer (x3):	470mm	450mm	80mm
X-Large Drawer (x2):	470mm	450mm	180mm
Internal Cabinet Overall Size:	475mm	550mm	700mm



**B 2 Shelf Industrial Cabinet**  
Model No. **APICCOMBOH2**

Industrial quality, double door, freestanding cabinet with two shelves. Unit easy to assemble with minimal tools required. Durable, scuff resistant, adjustable shelves, each holding up to 150kg. Reinforced steel doors with zinc plated locking bars providing 3-point locking mechanism. Supplied with two coded keys. Ideal for home, office, garage or workshop use.

Specification:	Width:	Depth:	Height:
Overall Size:	900mm	450mm	900mm
Shelf Size (x2):	840mm	380mm	30mm
Internal Cabinet Overall Size:	850mm	420mm	810mm



**D 5 Drawer & 1 Shelf Industrial Mobile Workstation**  
Model No. **API1103A**

Industrial quality five drawer and single shelf, mobile locker cabinet. Perforated rear panel ideal for hanging frequently used tools so they are at hand when needed. All drawers run on heavy-duty drawer slides with a load bearing of up to 100kg. Each drawer is fitted with fixed dividers running front to back and supplied with cross dividers for personalised storage layout. Fitted with four Ø60mm wheels two locking castors and two fixed to allow unit to be taken to the work area. Fitted with two high quality locks and supplied with four coded keys.

Specification:	Width:	Depth:	Height:
Overall Size:	1170mm	580mm	1450mm
Medium Drawer (x3):	470mm	450mm	80mm
X-Large Drawer (x2):	470mm	450mm	180mm
Internal Cabinet Overall Size:	475mm	550mm	700mm



# Premier INDUSTRIAL™

## A - D Industrial Cabinets

Model No. [SEE BELOW](#)

Four variants of industrial quality, double door, freestanding cabinets with a range of internal shelving and drawer options, to suit use. Cabinets easily assembled with minimal tools required. Durable, scuff resistant, adjustable shelving each with a weight limit of 150kg. Drawers run on heavy-duty ball bearing slides each with a weight limit of 75kg. Reinforced steel doors with zinc plated locking bars provide 3-point locking. Supplied with two coded keys. Ideal for home, office, garage or workshop use.

### A 1800mm 4 Shelf Industrial Cabinet

Model No. [APICCOMBOF4](#)

Specification:	Width:	Depth:	Height:
Overall Size:	900mm	450mm	1800mm
Shelf Size (x4):	840mm	380mm	30mm
Internal Cabinet Size:	850mm	420mm	1710mm

### B 1800mm 2 Drawer 3 Shelf Industrial Cabinet

Model No. [APICCOMBO2](#)

Specification:	Width:	Depth:	Height:
Overall Size:	900mm	450mm	1800mm
Medium Drawer (x1):	775mm	330mm	100mm
Large Drawer (x1):	775mm	330mm	200mm
Shelf Size (x3):	840mm	380mm	30mm
Internal Cabinet Size:	850mm	420mm	1710mm

### C 1800mm 5 Drawer 3 Shelf Industrial Cabinet

Model No. [APICCOMBO5](#)

Specification:	Width:	Depth:	Height:
Overall Size:	900mm	450mm	1800mm
Medium Drawer (x3):	775mm	330mm	100mm
Large Drawer (x2):	775mm	330mm	200mm
Shelf Size (x3):	840mm	380mm	30mm
Internal Cabinet Size:	850mm	420mm	1710mm

### D 1800mm 7 Drawer 3 Shelf Industrial Cabinet

Model No. [APICCOMBO7](#)

Specification:	Width:	Depth:	Height:
Overall Size:	900mm	450mm	1800mm
Medium Drawer (x7):	775mm	330mm	100mm
Shelf Size (x3):	840mm	380mm	30mm
Internal Cabinet Size:	850mm	420mm	1710mm



### E API Industrial Cabinet Base Unit

Model No. [APICB](#)

Optional base for Model No's APICCOMBOF4, APICCOMBO2, APICCOMBO5 and APICCOMBO7. Features four height adjustable rubber feet for levelling on uneven floors, giving added stability to the unit.

Size (W x D x H):	840 x 405 x 50mm
-------------------	------------------



**A - C Shelves for Back Panels**

Model No. **SEE BELOW**

Single shelf that can be positioned at various heights. Must be used in conjunction with Back Panel Assembly (items **D** to **F**).

Model No:	Width:	Compatibility:
<b>A API11</b>	1440mm	APIBP1500
<b>B API12</b>	1720mm	APIBP1800
<b>C API13</b>	2040mm	APIBP2100

**D - F Back Panel Assemblies**

Model No. **SEE BELOW**

Mounts simply onto workbench top. Supplied with two louvred panels and two Perfo tool storage back panels that help to keep work area free and tidy. Storage bins and hooks supplied separately.

Model No:	Size (W x H):	Compatibility:
<b>D APIBP1500</b>	1455 x 825mm	API1500
<b>E APIBP1800</b>	1735 x 825mm	API1800
<b>F APIBP2100</b>	2055 x 825mm	API2100

**G - I Industrial Workbenches**

Model No. **SEE BELOW**

Manufactured from heavy gauge steel, these benches are the top end of our range with a weight capacity of 1000kg (evenly distributed). Fitted with adjustable feet to ensure work surface is level, even if your floor is not. 40mm Thick laminate worktop is edged with double thick trim. Optional drawer units, vice support or back panels, easily attach converting the workbench into a workstation.

Model No:	Size (W x D x H):
<b>G API1500</b>	1500 x 750 x 850mm
<b>H API1800</b>	1800 x 750 x 850mm
<b>I API2100</b>	2100 x 750 x 850mm

**Drawer Units for API Series Workbenches**

Model No. **SEE BELOW**


Optional single, double or triple drawer units for our API Series of Industrial Workbenches. Supplied with fixing kit allowing unit to be securely mounted. Each drawer fitted with fixed dividers running front to back and supplied with cross dividers for personal storage layout. Supplied with high quality lock and two coded keys.

Model No:	Drawer Size (W x D x H):	Overall Size (W x D x H):
<b>J API14</b>	300 x 450 x 70mm (x1)	405 x 580 x 180mm
<b>K API15</b>	300 x 450 x 70mm (x2)	405 x 580 x 280mm
<b>L API16</b>	300 x 450 x 70mm (x2) 300 x 450 x 115mm (x1)	405 x 580 x 450mm
<b>M API8</b>	510 x 485 x 80mm (x1)	565 x 580 x 180mm
<b>N API9</b>	510 x 485 x 80mm (x2)	565 x 580 x 280mm

**A - C**



**D - F**



**HEAVY DUTY**

**G - I**



Available in:

**1.5m**  
Table Width

**1.8m**  
Table Width

**2.1m**  
Table Width



Optional Drawer units, see below.

**HEAVY DUTY**

**Ball Bearing**  
Drawer Slides

**HEAVY DUTY**



**J**

**1 Drawer**

**L**

**3 Drawer**



**M**

**1 Drawer**



**K**

**2 Drawer**



**N**

**2 Drawer**





**A-C Racking Units**  
Model No. **SEE RIGHT**

Fully painted steel frame with five MDF shelves. No nuts and bolts allowing simple assembly. Clips together in minutes. 2-Piece uprights allow use as a single bay rack or split into two separate shelf systems or workstations.

	<b>A</b>	<b>B</b>	<b>C</b>
Model No:	AP6150	AP6350	AP6500
Size (W x D x H):	800 x 300 x 1800mm	900 x 400 x 1800mm	900 x 425 x 1800mm
Capacity Per Level:	150kg	350kg	500kg
Total Capacity:	750kg	1750kg	2500kg



All items on this page can also be used as a workstation.



Display material not included.

**D-E Racking Units**  
Model No. **SEE RIGHT**

Galvanized steel frame with five MDF shelves. No nuts and bolts allowing simple assembly. Clips together in minutes. 2-Piece uprights allow use as a single bay rack or split into two separate shelf systems or workstations.

	<b>D</b>	<b>E</b>
Model No:	AP6150GS	AP6350GS
Size (W x D x H):	800 x 300 x 1800mm	900 x 400 x 1800mm
Capacity Per Level:	150kg	350kg
Total Capacity:	750kg	1750kg



**A Racking Unit**  
**200kg Capacity Per Level**  
**Model No. AP7200**

Fully painted steel frame with five MDF shelves. 200kg Capacity per level. Boltless design ensures simple assembly. Slots together in minutes. 2-Piece uprights allow use as a single bay rack or split into two separate shelf systems or workstations. Ideal for use in conjunction with Model No. AP7150C corner unit.

**Size (W x D x H):** 900 x 400 x 1830mm



**B Corner Racking Unit**  
**150kg Capacity Per Level**  
**Model No. AP7150C**

Fully painted steel frame with five MDF shelves. Space saving corner unit with 150kg capacity per level. Boltless design ensures simple assembly. Slots together in minutes. 2-Piece uprights allow use as a single bay rack or split into two separate shelf systems or workstations. Ideal for use in conjunction with Model No. AP7200 racking unit.

**Size (W x D x H):** 730 x 730 x 1830mm



Display material not included.



Display material not included.



**C Racking Unit**  
**340kg Capacity Per Level**  
**Model No. AP900R**

Fully painted steel frame with five MDF shelves. 340kg Capacity per level. Boltless design ensures simple assembly. Slots together in minutes. 2-Piece uprights allow use as a single bay rack or split into two separate shelf systems or workstations.

**Size (W x D x H):** 915 x 460 x 1830mm



**D Racking Unit**  
**220kg Capacity Per Level**  
**Model No. AP1200R**

Fully painted steel frame with five MDF shelves. 220kg Capacity per level. Boltless design ensures simple assembly. Slots together in minutes. 2-Piece uprights allow use as a single bay rack or split into two separate shelf systems or workstations.

**Size (W x D x H):** 1220 x 460 x 1830mm



**E Racking Unit**  
**600kg Capacity Per Level**  
**Model No. AP6548**

Fully painted steel frame with five MDF shelves. Z Shape beams offer added strength with 600kg capacity per level. Boltless design ensures simple assembly. Clips together in minutes. Use as a single bay full height rack or split into two separate half height storage stations.

**Size (W x D x H):** 1215 x 460 x 1830mm





**A Heavy-Duty Racking Unit with 4 Mesh Shelves - 640kg Capacity Per Level**  
Model No. AP6372

Fully painted steel frame with four heavy-duty wire mesh shelves. Industrial structured beams offer added strength with 640kg capacity per level. Boltless design ensures simple assembly. Clips together in minutes. Suitable storage solution for workshop, bodyshop, warehouse and agricultural environments.

Size (W x D x H): 980 x 600 x 1830mm



**B Heavy-Duty Racking Unit with 4 Mesh Shelves**  
640kg Capacity Per Level  
Model No. AP6572

Fully painted steel frame with four heavy-duty wire mesh shelves. Industrial structured beams offers added strength with 640kg capacity per level. Boltless design ensures simple assembly. Clips together in minutes. Suitable storage solution for workshop, bodyshop, warehouse and agricultural environments.

Size (W x D x H): 1955 x 600 x 1830mm



**C Heavy-Duty Racking Extension Pack with 4 Mesh Shelves - 640kg Capacity Per Level**  
Model No. AP6372E

Pack includes one upright end frame and four heavy-duty wire mesh shelves. Connects to Model No. AP6372 and AP6572 to make an extra bay. No limit to the number of bays that can be added, to make a continuous run.

Size (W x D x H): 910 x 600 x 1830mm



**D Heavy-Duty Racking Extension Pack with 4 Mesh Shelves - 640kg Capacity Per Level**  
Model No. AP6572E

Pack includes one upright end frame and four heavy-duty wire mesh shelves. Connects to Model No's AP6572 and AP6372 to make an extra bay. No limit to the number of bays that can be added, to make a continuous run.

Size (W x D x H): 1885 x 600 x 1830mm



**A Heavy-Duty 3 Beam Set Shelving Unit - 900kg Capacity Per Level**  
**Model No. APR2701**

Shelving unit with upright frames and cross beams. 900kg Capacity per level. Designed for use with chipboard shelving (not included). Optional Safety Locking Pins - Pack of 12. Order Model No. **APR/SH12**. Optional Chipboard Panel Supports. Order Model No. **APR/CPS602**.


Beam Width:	1150mm
Capacity:	2700kg
Overall Size (W x D x H):	1150 x 600 x 2000mm
Shelf Capacity:	900kg



**B Heavy-Duty 3 Beam Set Racking Unit - 1000kg Capacity Per Level**  
**Model No. APR3001**

Racking unit with upright frames and cross beams. 1000kg Capacity per level. Designed for direct loading of small storage pallets.


Beam Width:	2250mm
Capacity:	3000kg
Overall Size (W x D x H):	2250 x 1000 x 2000mm
Shelf Capacity:	1000kg



**C-D Upright Frames**  
**Model No. SEE BELOW**

Metal frames consist of uprights joined by spacers and diagonal struts. The uprights are supplied with metal base plates that may be fastened to the floor. Uprights are finished in heavy-duty coating to prevent corrosion and maintain appearance of shelving. The length of the spacers and struts determines the depth of the frames and these are available in two depths. Frames supplied individually.

	<b>C</b>	<b>D</b>
Model No:	APR602	APR1002
Size (D x H):	600 x 2000mm	1000 x 2000mm



**E-F Shelving Panel Supports**  
**Model No. SEE BELOW**

Clips between front and rear beam and prevents MDF panel sagging excessively. Recommended for applications where shelves are loaded towards their full capacity for prolonged periods. Supplied individually.

	<b>E</b>	<b>F</b>
Model No:	APR/CPS602	APR/CPS1002
Size:	600mm	1000mm



**G-H Cross Beams**  
**Model No. SEE BELOW**

The range offers two cross-sections of beam. APRB beams are designed to take an MDF shelf. APRT beams are suitable for direct loading of small storage pallets. Sold in pairs.

	<b>G</b>	<b>H</b>
Model No:	APRB1152	APRT2252
Width:	1150mm	2250mm
Capacity:	900kg	1000kg



**I Safety Locking Pin - Pack of 12**  
**Model No. APR/SH12**

Optional safety device to prevent inadvertent removal of beam. Pins clip into upright and prevent beam riding up and out of location point. Supplied in a pack of 12 pins.





**A Two Level Tyre Rack - 200kg Capacity Per Level**  
**Model No. STR600**

Two level static tyre rack helps keep working area clean and tidy. Stores up to 26 tyres, 13 per level, with a total capacity of 400kg (200kg/Level). Steel construction with a powder coated finish giving corrosion resistance.

<b>Overall Size (W x D x H):</b>	1950 x 455 x 2000mm
<b>Beam Width:</b>	1840mm
<b>Maximum Capacity:</b>	400kg (200kg/Level)



**B Two Level Tyre Rack Extension 200kg Capacity Per Level**  
**Model No. STR600E**

Extension unit for Model No. STR600. Supplied as three pairs of cross beams and a single upright in order to reduce cost when looking to build multiple tyre racks. Stores up to 26 tyres, 13 per level, with a total capacity of 400kg (200kg/Level) when used with Model No. STR600.

<b>Overall Size (W x D x H):</b>	1950 x 455 x 2000mm
<b>Beam Width:</b>	1840mm
<b>Maximum Capacity:</b>	400kg (200kg/Level)



**C Two Level Mobile Tyre Rack - 200kg Capacity Per Level**  
**Model No. STR007**

Two level mobile tyre rack helps keep working area clear. Unit is on wheels for easy manoeuvrability when needing to take the tyres to point of work, ideal for use track side. Steel construction with a powder coated finish giving corrosion resistance. Stores up to 12 tyres, 6 per level, with a total capacity of 400kg (200kg/Level).

<b>Overall Size (W x D x H):</b>	915 x 455 x 1700mm
<b>Maximum Capacity:</b>	400kg (200kg/Level)



**D Wall or Floor Mounting Extending Tyre Rack - 200kg Capacity**  
**Model No. STR001**

Wall or floor mounting tyre rack helps keep work area tidy. Steel construction with a powder coated finish giving corrosion resistance. Adjustable width to suit space available. Holds up to 90kg when wall mounted.

<b>Overall Size (W x D x H):</b>	1680 x 740 x 710mm
<b>Minimum Usable Width:</b>	1215mm
<b>Maximum Usable Width:</b>	1570mm



**A** Wheel Storage Trolley - 100kg Capacity  
Model No. STR004

Completely freestanding wheel storage trolley for all types of wheels with rim size up to Ø225mm. Easy to assemble. The rack has four locking castors for easy manoeuvring around the garage. Eliminates tyre distortion due to loss of tyre pressure. Supplied with rim protecting supports.

Overall Size (W x D x H):	460 x 460 x 1160mm
Wheel Capacity:	4
Maximum Rim Size:	Ø225mm
Maximum Weight Capacity:	100kg (25kg per Level)



**B** Wheel Storage Trolley with Handle  
100kg Capacity  
Model No. STR005

Completely freestanding wheel storage trolley for all types of wheels with rim size up to Ø225mm. Easy to assemble. The trolley has three wheels, one which features a lockable castor wheel and ergonomic handle for easy manoeuvring around the garage. Eliminates tyre distortion due to loss of tyre pressure. Supplied with rim protecting supports.

Overall Size (W x D x H):	680 x 750 x 1220mm
Wheel Capacity:	4
Maximum Rim Size:	Ø225mm
Maximum Weight Capacity:	100kg (25kg per Level)



**C** Wheel Storage Trolley Cover  
Model No. STR.C

Water resistant wheel cover to suit Model No's STR004 and STR005 storage trolleys.

Size (Diameter x Height):	Ø630 x 760mm
---------------------------	--------------



**D** Tyre Storage/Transport Dolly  
Model No. STR006

Tyre storage/transport dolly ideal for use with up to eight tyres. Four Ø75mm TPR castors, one featuring a brake, providing smooth and quiet manoeuvrability around the workplace. The dolly has a capacity of 136kg.

Overall Size (W x D x H):	640 x 640 x 110mm
Wheel Capacity:	8
Maximum Weight Capacity:	136kg



**E** Wheel & Tyre Handling Dolly 127kg Capacity  
Model No. TH002

Enables commercial sized wheels and tyres to be removed/installed on hub studs.

Fork Centres:	535mm
Length:	1225mm




**F** Tyre Trolley  
150kg Capacity  
Model No. TH003

Pick up and transport stacks of car tyres with ease. Strong tubular steel construction with welded joints. Pneumatic tyres allow easy transportation over rough ground.

Minimum/Maximum Jaw Capacity:	420/900mm
Height:	1520mm







**A - G Polypropylene Floor Tiles**  
Model No. [SEE RIGHT](#)

Heavy-duty floor tiles made from 100% polypropylene ideal for customising any garage or workshop environment. Tiles click together easily without the need for tools. Treadplate finish provides an anti-slip and durable surface. Floor tiles sold in a pack of nine, covering 1.44m². Edging and corner pieces sold separately.

Tile Size:	400 x 400mm
Tile Thickness:	18mm
Thickness of Wear Layer:	0.5mm
Floor Coverage:	1.44m²
Pack Qty:	9

Model No:	Colour:
<b>A</b> FT3B	Black
<b>B</b> FT3BL	Blue
<b>C</b> FT3G	Grey
<b>D</b> FT3GR	Green
<b>E</b> FT3R	Red
<b>F</b> FT3W	White
<b>G</b> FT3Y	Yellow



**H 60 x 60mm Polypropylene Floor Tile Corners - Packs of 4**  
Model No. [SEE BELOW](#)

Model No:	Colour:
<b>FT3CB</b>	Black
<b>FT3CR</b>	Red
<b>FT3CY</b>	Yellow



**I 400 x 60mm Polypropylene Floor Tile Edges - Packs of 6**  
Model No. [SEE BELOW](#)

Model No:	Type:	Colour:
<b>FT3EBF</b>	Female	Black
<b>FT3ERF</b>	Female	Red
<b>FT3EYF</b>	Female	Yellow
<b>FT3EBM</b>	Male	Black
<b>FT3ERM</b>	Male	Red
<b>FT3EYM</b>	Male	Yellow



**J - M Vinyl Floor Tiles with Peel & Stick Backing - Packs of 16**  
Model No. [SEE BELOW](#)

Stylish vinyl floor tiles ideal for any garage or workshop environment. Tiles are quick and simple to install with a peel and stick backing, no need for any additional adhesive. Provides an anti-slip surface which is durable, flame resistant and water resistant. Fibreglass reinforced with a 0.5mm wear layer and a UV coating. Supplied in packs of 16 tiles. Available in two different patterns, Model No's FT1B and FT1S with a treadplate finish and FT2B and FT2S with a coin finish. Available in a choice of either silver or blue.

	<b>J</b>	<b>K</b>	<b>L</b>	<b>M</b>
Model No:	<b>FT1S</b>	<b>FT1B</b>	<b>FT2S</b>	<b>FT2B</b>
Type:	Silver Treadplate Finish	Blue Treadplate Finish	Silver Coin Finish	Blue Coin Finish
Tile Size:	457.2 x 457.2mm	457.2 x 457.2mm	457.2 x 457.2mm	457.2 x 457.2mm
Tile Thickness:	3mm	3mm	3mm	3mm
Thickness of Wear Layer:	0.5mm	0.5mm	0.5mm	0.5mm
Floor Coverage:	3.34m²	3.34m²	3.34m²	3.34m²
Pack Quantity:	16	16	16	16



**A** Power Tool Storage Rack 2 Bay  
Model No. **PTSR2**

Wall mountable rack specifically designed for the storage of power tools. Stores up to two power tools. Shelf space for power tool battery and chargers. Open fronted bays make tools easily accessible. Supplied flat-packed.

Dimensions (W x D x H):	246 x 230 x 300mm
Power Tool Storage Bays:	2
Shelves:	1
Weight:	1.6kg



**B** Power Tool Storage Rack  
Model No. **PTSR5**

Wall mounting rack specifically designed for the storage of power tools. Stores up to five power tools. Shelf space for power tool battery chargers. Open fronted bays make tools easily accessible. Supplied flat packed.

Dimensions (W x D x H):	535 x 230 x 300mm
Power Tool Storage Bays:	5
Shelves:	2
Weight:	4kg



**C** 760mm Power Tool Storage Rack with Power Strip  
Model No. **AP30SRBE**

Wall mounting rack specifically designed for the storage of power tools. Stores up to four power tools. Open front bays make power tools easily accessible. Fitted with a power strip (4 x 230V, 2 x 5V 2.4A USB sockets). Side panels made from perforated steel for hook storage. Rust and solvent resistant black crinkle effect paint. Two adjustable storage shelves. 2mm EVA liner for each power tools bay.

Dimensions (W x D x H):	760 x 305 x 620mm
Electrical Plug Type:	3-Pin BS
Power Tool Storage Bays:	4
Shelves:	3
Weight:	20.3kg



**D** 560mm Power Tool Storage Rack with Drawer & Power Strip  
Model No. **AP22SRBE**

Wall mounting rack specifically designed for the storage of power tools. Stores up to five power tools. Open front bays make power tools easily accessible. Fitted with a power strip (4 x 230V, 2 x 5V 2.4A USB sockets). Side panels made from perforated steel for hook storage. Rust and solvent resistant black crinkle effect paint. One drawer with heavy-duty 45mm ball bearing drawer slides.

Dimensions (W x D x H):	560 x 255 x 355mm
Electrical Plug Type:	3-Pin BS
Power Tool Storage Bays:	5
Shelves:	1
Weight:	11.5kg





A

NEW

B

NEW

**A-B Multipurpose Storage Hook Kits**  
**Model No. SEE BELOW**

Multipurpose steel storage hook kits. Contains wall mountable hook rail(s). Ideal for use in a garage, shed or around the home to save space. Powder coated to prevent oxidation. PVC Wrapped to avoid damage to tools and equipment. Easy to install and relocate. Each hook holds up to 20kg. Overall maximum load on single hook rail 110kg. Overall width of hook rail is 610mm. Fixings not included.

Model:

Contents:

**A APHKIT1**

1 x Hook Rail, 1 x Dual Utility Hook, 1 x Double Prong Hook, 1 x Large J Hook

**B APHKIT2**

3 x Hook Rail, 1 x Double S Hook, 2 x Single Hooks, 2 x Double Prong Hooks, 2 x Large J Hooks

NEW

C

D

E

F

G

H

I

J

K

L

M

N

O

P

**C-P Storage Hooks**  
**Model No. SEE BELOW**

Powder coated to prevent oxidation. PVC Wrapped to avoid damage to tools and equipment. Designed to be used in conjunction with Wall Mountable Storage Rail Model No. APH01 for quick and easy installation and repositioning.

<div>C</div>	<div>D</div>	<div>E</div>	<div>F</div>	<div>G</div>	<div>H</div>	<div>I</div>
Model No:	APH01	APH02	APH03	APH04	APH05	APH07
Maximum Load:	110kg	20kg	25kg	20kg	20kg	25kg
Dimensions (W x D x H):	610 x 18 x 100mm	166 x 238 x 90mm	77 x 182 x 230mm	75 x 220 x 90mm	190 x 260 x 105mm	76 x 200 x 90mm
<div>J</div>	<div>K</div>	<div>L</div>	<div>M</div>	<div>N</div>	<div>O</div>	<div>P</div>
Model No:	APH08	APH09	APH10	APH11	APH12	APH14
Maximum Load:	25kg	15kg	20kg	30kg	20kg	15kg
Dimensions (W x D x H):	200 x 40 x 195mm	40 x 140 x 90mm	40 x 60 x 120mm	80 x 30 x 150mm	80 x 265 x 115mm	215 x 130 x 90mm



Hooks and tools not included.


**A PerfoTool Storage Panels**  
Model No. [SEE BELOW](#)

Heavy gauge epoxy powder coated steel tool storage panels, ideal for organising hand and power tools in the workshop or garage. Available in three sizes.

Model No:	Size (W x H):	Pack Quantity:
TTS05	500 x 500mm	2
TTS1	1000 x 500mm	2
TTS2	1500 x 500mm	2


**B Tool Hooks & Storage Accessories**  
Model No. [SEE TABLE](#)

Choose from our comprehensive range. All hooks and accessories latch into the panel holes and can be secured quickly and effectively with retaining clips supplied. Suitable for the TTS panels above and for those found on pages 1008 to 1023, 1033 & 1035.




**C Steel Pegboard - Pack of 2**  
Model No. [APSPB](#)

Overall Size (W x D x H): 825 x 15 x 490mm



**D 10pc Hook Set for APSPB Pegboard**  
Model No. [APSPB.H](#)


Length: 30mm



**E 34pc Wall Storage Pegboard Set**  
Model No. [S01102](#)

Versatile wall storage panels which allow for tools to be positioned as required. Bespoke holders for pliers, spanners, screwdriver, drills, four composite boxes for small parts storage and an assortment of hooks offering extra versatile storage.

<b>Panel (x2) (W x H):</b>	460 x 560mm
<b>Contents:</b>	Short Hook (x15), Long Hook (x5), Double Hook (x2), Pliers Holder (x3), Composite Box (x4), Spanner Holder, Screwdriver Holder, Drill Holder.



**F 2pc Composite Plastic Pegboard**  
Model No. [S0765](#)

Wall-mounting composite pegboard. Supplied with an 18pc assorted hook set. Additional hook assortment available, Model No. S0766.



<b>Overall Size (W x H):</b>	615 x 495mm
<b>Individual Board Size (W x H):</b>	305 x 495mm



**G 30pc Hook Assortment for Composite Pegboard**  
Model No. [S0766](#)

Assorted hooks suitable for use with Model No. S0765.

<b>Contents:</b>	Small Ring (x2), Large Ring (x3), Curved (x5), Short (x11), Long (x2), Twin (x7)
------------------	--




B Model No:	Description:	Pack Quantity:
TTS9	10mm Spring Clip	Pack of 5
TTS10	13mm Spring Clip	Pack of 5
TTS11	16mm Spring Clip	Pack of 5
TTS12	19mm Spring Clip	Pack of 5
TTS13	25mm Spring Clip	Pack of 5
TTS14	28mm Spring Clip	Pack of 5
TTS15	6 x 25mm Single Prong Hook - Vertical End	Pack of 5
TTS16	6 x 50mm Single Prong Hook - Vertical End	Pack of 5
TTS17	6 x 75mm Single Prong Hook - Vertical End	Pack of 5
TTS20	6 x 25mm Double Prong Hook - Angled End 30mm Gap	Pack of 5
TTS21	6 x 50mm Double Prong Hook - Angled End 30mm Gap	Pack of 5
TTS22	6 x 75mm Double Prong Hook - Angled End 30mm Gap	Pack of 5
TTS24	Pipe Bracket Ø60mm	Pack of 2
TTS25	Pipe Bracket Ø100mm	Pack of 2
TTS26	Spanner Holder - Capacity 8 Spanners	Single
TTS27	Ø40mm Power Tool Holder	Pack of 2
TTS28	Ø60mm Power Tool Holder	Pack of 2
TTS29	Ø80mm Power Tool Holder	Pack of 2
TTS30	Hex Key Holder	Single
TTS32	450mm Plastic Bin Holder Strip	Single
TTS33	36mm Pliers Hook	Pack of 5
TTS34	50mm Pliers Hook	Pack of 5
TTS35	270mm Socket Holder - Capacity 8 x 1/2" Sq Drive	Single
TTS39	Hacksaw Holder - Capacity 3 Hacksaws	Single
TTS40	225 x 175 x 65mm Storage Tray for Perfo Panel	Single
TTS41	450 x 175 x 65mm Storage Tray for Perfo Panel	Single
TTS42	Screwdriver Holder - Capacity 7 Screwdrivers	Single



A - L Storage Bins  
Model No. SEE BELOW

Manufactured from shockproof polymer which is resistant to mild acids, solvents and oils. Bins have a high thermal stability and resist damage from extremes of temperature. Available in case quantities only.










Model No:	Case Qty:	Colour:	Width:	Depth:	Height:
A TPS124B	24	Blue	105mm	85mm	55mm
B TPS124R	24	Red	105mm	85mm	55mm
C TPS2	48	Blue	105mm	165mm	85mm
C TPS224B	24	Blue	105mm	165mm	85mm
D TPS224R	24	Red	105mm	165mm	85mm
E TPS3	38	Blue	150mm	240mm	130mm
E TPS324B	24	Blue	150mm	240mm	130mm
F TPS324R	24	Red	150mm	240mm	130mm
G TPS4	20	Blue	210mm	355mm	165mm
G TPS412B	12	Blue	210mm	355mm	165mm
H TPS412R	12	Red	210mm	355mm	165mm
I TPS5	12	Blue	310mm	500mm	190mm
I TPS56B	6	Blue	310mm	500mm	190mm
J TPS56R	6	Red	310mm	500mm	190mm
K TPS2D	28	Blue	105mm	240mm	85mm
L TPS3D	16	Blue	145mm	335mm	125mm

Maximum quantity of bins per panel


Bin Model No.	TPS124R TPS124B	TPS2 TPS2D TPS224R TPS224D	TPS3 TPS3D TPS324R TPS324B	TPS4 TPS412R TPS412B	TPS56R TPS56B
TPS6	20	16	9	4	2
TPS7	48	32	18	8	6
TPS7V	52	36	18	10	4
TPS8	72	48	30	14	8
TPS8V	76	52	27(30*)	14	6

\*Using bottom row, with bin hanging below panel.





**M-Q Parts Storage Panels**  
Model No. SEE BELOW

 Made in Great Britain

Our TPS louvred panels (three vertical and two horizontal), give you the versatility to build up a storage system according to the wall space available. Five different sizes available to help you utilize maximum storage. The heavy gauge epoxy powder coated steel back panels are made in the UK and will withstand years of use. Panels are packed and priced in pairs. Order storage bins separately, available in seven sizes, with different pack sizes and colours.

	M	N	O	P	Q
Model No:	TPS6	TPS7	TPS8	TPS7V	TPS8V
Width:	500mm	1000mm	1500mm	500mm	500mm
Height:	500mm	500mm	500mm	1000mm	1500mm
Pack Quantity:	2	2	2	2	2



**A 15 Bin Wall Mounting Storage System**  
Model No. **TPS1569WM**

Manufactured from shockproof polymer which is resistant to mild acids, solvents and oils. Bins have a high thermal stability and resist damage from extremes of temperature. Supplied with a heavy-duty composite back panel.

Specifications:	Width:	Depth:	Height:
<b>Small Bin (x9):</b>	100mm	95mm	50mm
<b>Medium Bin (x6):</b>	95mm	140mm	75mm
<b>Panel Dimensions:</b>	320mm	20mm	410mm



**E - F Bin Storage Systems Bench Mounting**  
Model No. **SEE BELOW**

Workbench or countertop parts storage system. Suitable for storing nuts, bolts, screws or any small components. Helps to keep work area tidy and parts to hand. Storage bins mounted onto a composite back panel.

**E 15 Bin Bench Mounting Storage System**  
Model No. **TPS1569**

Specifications:	Width:	Depth:	Height:
<b>Small Bin (x9):</b>	85mm	95mm	50mm
<b>Medium Bin (x6):</b>	95mm	145mm	75mm
<b>Panel Dimensions:</b>	320mm	-	410mm

**F 30 Bin Bench Mounting Storage System**  
Model No. **TPS1218**

Specifications:	Width:	Depth:	Height:
<b>Small Bin (x18):</b>	100mm	95mm	50mm
<b>Medium Bin (x12):</b>	100mm	160mm	70mm
<b>Panel Dimensions:</b>	650mm	-	380mm



**B 24 Bin & Panel Combination**  
Model No. **TPS130**

Manufactured from shockproof polymer which is resistant to mild acids, solvents and oils. Bins have a high thermal stability and resist damage from extremes of temperature. Supplied with heavy-duty steel back panel.

Specifications:	Width:	Depth:	Height:
<b>Small Bin (x24):</b>	100mm	110mm	75mm
<b>Panel Dimensions:</b>	630mm	10mm	380mm



**C 24 Bin & Panel Combination**  
Model No. **TPS131**

Manufactured from shockproof polymer which is resistant to mild acids, solvents and oils. Bins have a high thermal stability and resist damage from extremes of temperature. Supplied with heavy-duty steel back panel.


Specifications:	Width:	Depth:	Height:
<b>Medium Bin (x12):</b>	100mm	160mm	75mm
<b>Large Bin (x12):</b>	100mm	210mm	75mm
<b>Panel Dimensions:</b>	630mm	10mm	380mm



**D 24 Bin & Panel Combination**  
Model No. **TPS132**

Manufactured from shockproof polymer which is resistant to mild acids, solvents and oils. Bins have a high thermal stability and resist damage from extremes of temperature. Supplied with heavy-duty steel back panel.

Specifications:	Width:	Depth:	Height:
<b>Small Bin (Red) (x12):</b>	100mm	110mm	75mm
<b>Medium Bin (Blue) (x6):</b>	100mm	160mm	75mm
<b>Large Bin (Blue) (x6):</b>	100mm	210mm	75mm
<b>Panel Dimensions:</b>	630mm	10mm	380mm







**A 118 Bin Mobile Storage System**  
Model No. **TPS118**

Powder coated steel racking with composite storage bins positioned evenly on both sides. Mounted on heavy-duty castors (two lockable) for mobility.

Specifications:	Width:	Depth:	Height:
Overall Size:	950mm	675mm	1815mm
Medium Bin (x64):	110mm	160mm	75mm
Large Bin (x30):	150mm	235mm	125mm
X-Large Bin (x24):	200mm	320mm	155mm
Weight:	41kg		



118 Bins



47 Bins

**D 47 Bin Storage System**  
Model No. **TPS47**

Powder coated steel racking with composite storage bins positioned evenly on one side.

Specifications:	Width:	Depth:	Height:
Overall Size:	940mm	285mm	1145mm
Medium Bin (x32):	110mm	160mm	75mm
Large Bin (x15):	150mm	235mm	125mm
Weight:	22kg		



94 Bins

**E 94 Bin Mobile Storage System**  
Model No. **TPS94**

Powder coated steel racking with composite storage bins positioned evenly on both sides. Mounted on heavy-duty castors (two lockable) for mobility.

Specifications:	Width:	Depth:	Height:
Overall Size:	940mm	500mm	1245mm
Medium Bin (x64):	110mm	160mm	75mm
Large Bin (x30):	150mm	235mm	125mm
Weight:	33kg		



**B 320pc 1/4"-1/2" UNF Steel Nut Assortment DIN 934**  
Model No. **AB029SN**

Contents (Approximate Quantity): 1/4" (x120), 5/16" (x120), 3/8" (x50), 1/2" (x30)



**C Zinc Plated Hose Clips**  
Model No. **SEE BELOW**

Worm Drive Hose Clips. Zinc plated with external pressed threads allowing for smooth surface hose contact. Manufactured to DIN 3017.

Model No:	Size:	Band Width:	Pack Qty:
SHC000	Ø8-14mm	9mm	30
SHCM00	Ø10-16mm	9mm	30
SHC00	Ø13-19mm	9mm	30
SHC0	Ø16-22mm	12mm	30
SHC0X	Ø16-25mm	12mm	20
SHC1A	Ø19-29mm	12mm	20
SHC1	Ø22-32mm	12mm	20
SHC1X	Ø25-38mm	12mm	20
SHC245	Ø32-44mm	12mm	20
SHC2A	Ø35-51mm	12mm	20
SHC2	Ø38-57mm	12mm	20
SHC2X	Ø44-64mm	12mm	20
SHC3	Ø51-70mm	12mm	10
SHC3X	Ø64-76mm	12mm	10
SHC4	Ø70-89mm	12mm	10
SHC4X	Ø80-100mm	12mm	10
SHC5	Ø90-110mm	12mm	10
SHC6	Ø120-140mm	12mm	10
SHC7	Ø140-160mm	12mm	10

FASTENERS AND FIXINGS



For more fasteners and fixings, see pages 1266 to 1278 for details.

**A**



22 Bins

**B**



36 Bins

**C**



72 Bins

**OPTIONAL FIXING KIT**



Model No. **TPSJK**



### **A - C** Mobile Bin Storage Systems Model No. [SEE RIGHT](#)

Powder coated steel racks with robust composite storage bins. Mounted on heavy-duty castors (two lockable) for smooth mobility. Optional fixing kit available allowing multiple units to be joined together - order Model No. TPSJK.

	<b>A</b>	<b>B</b>	<b>C</b>
<b>Model No:</b>	<b>TPS22</b>	<b>TPS36</b>	<b>TPS72</b>
<b>Overall Size (W x D x H):</b>	850 x 385 x 840mm	855 x 385 x 1710mm	1710 x 385 x 1710mm
<b>Small Bin:</b>	140 x 380 x 90mm(x15)	140 x 380 x 90mm(x15)	140 x 380 x 90mm(x30)
<b>Large Bin:</b>	170 x 380 x 180mm(x4)	170 x 380 x 180mm(x12)	170 x 380 x 180mm(x24)
<b>X-Large Bin:</b>	245 x 380 x 180mm(x3)	245 x 380 x 180mm(x9)	245 x 380 x 180mm(x18)
<b>Weight:</b>	29kg	39kg	77kg
<b>Maximum Weight Capacity:</b>	60kg	150kg	200kg



### **D** 27L Composite Stackable Storage Box with Lid Model No. [APB27](#)

Professional quality storage box with lid and snap-lock handles. Robust construction. Can be nested or stacked.

<b>Size (W x D x H):</b>	600 x 400 x 185mm
<b>Capacity:</b>	27L



### **E** 54L Composite Stackable Storage Box with Lid Model No. [APB54](#)

Professional quality storage box with lid and snap-lock handles. Robust construction. Can be nested or stacked.

<b>Size (W x D x H):</b>	600 x 400 x 335mm
<b>Capacity:</b>	54L



### **F** Storage Tray Model No. [CX311](#)

Strong and durable, ideal for everyday storage of workshop consumables such as brake and power steering fluid bottles. Keeps the working environment clean and tidy.

<b>Overall Size (W x D x H):</b>	575 x 430 x 180mm
----------------------------------	-------------------



### **G** Storage Containers Model No. [SEE BELOW](#)

Robust composite storage boxes with moulded under rim handles. Suitable for industrial or domestic use.

Model No:	External Size (W x D x H):	Internal Size (W x D x H):	Capacity:
<b>AP5040</b>	710 x 400 x 212mm	600 x 285 x 210mm	40L
<b>AP5060</b>	700 x 400 x 282mm	585 x 280 x 280mm	60L
<b>AP5080</b>	770 x 465 x 292mm	655 x 345 x 290mm	80L






**A - D** Cabinet Boxes  
12 Drawer/18 Drawer  
Model No. [SEE BELOW](#)

Tough and durable housing, with impact resistant composite drawers. Ideal for storing a mixture of small to large fixings and components. Fitted with fixing points for wall mounting or can be used freestanding.

	<b>A</b>	<b>B</b>	<b>C</b>	<b>D</b>
Model No:	APDC12HV	APDC12R	APDC18HV	APDC18R
Colour:	Hi-Vis Green/Black	Red/Black	Hi-Vis Green/Black	Red/Black
Number of Drawers:	12	12	18	18
Overall Size (W x D x H):	260 x 160 x 265mm	260 x 160 x 265mm	380 x 160 x 475mm	380 x 160 x 475mm
Small Compartment (x8) (W x D x H):	50 x 135 x 35mm	50 x 135 x 35mm	-	-
Large Compartment (x4) (W x D x H):	110 x 135 x 60mm	110 x 135 x 60mm	-	-
Large Compartment (x18) (W x D x H):	-	-	110 x 135 x 60mm	110 x 135 x 60mm



**E - H** Cabinet Boxes - 39 Drawer/60 Drawer  
Model No. [SEE BELOW](#)

Tough and durable housing, with impact resistant composite drawers. Ideal for storing a mixture of small to large fixings and components. Fitted with fixing points for wall mounting or can be used freestanding.

	<b>E</b>	<b>F</b>	<b>G</b>	<b>H</b>
Model No:	APDC39HV	APDC39R	APDC60HV	APDC60R
Colour:	Hi-Vis Green/Black	Red/Black	Hi-Vis Green/Black	Red/Black
Number of Drawers:	39	39	60	60
Overall Size (W x D x H):	380 x 160 x 475mm	380 x 160 x 475mm	380 x 160 x 475mm	380 x 160 x 475mm
Small Compartment (x30) (W x D x H):	50 x 135 x 35mm	50 x 135 x 35mm	-	-
Large Compartment (x9) (W x D x H):	100 x 150 x 70mm	100 x 150 x 70mm	-	-
Small Compartment (x60) (W x D x H):	-	-	50 x 135 x 35mm	50 x 135 x 35mm

**A - C Cabinet Boxes**

Model No. **SEE BELOW**

Heavy-duty steel frame cabinets for workshop use. Polypropylene drawers, each divide into smaller compartments. Can be wall mounted or used freestanding. These cabinets also make up our Rotating Storage Cabinet System, Model No. APTT320 which is the most popular set-up. Alternatively you can choose any 12 Cabinet Boxes (Model No's APDC08, APDC24 or APDC48) plus Model No. APTT Cabinet Box Turntable to make up your own combination.



**A 8 Drawer Cabinet Box**  
Model No. **APDC08**

Specification:	Width:	Depth:	Height:
<b>Overall Size:</b>	305mm	155mm	555mm
<b>Drawer Size (x8):</b>	270mm	135mm	60mm



**B 24 Drawer Cabinet Box**  
Model No. **APDC24**

Specification:	Width:	Depth:	Height:
<b>Overall Size:</b>	305mm	155mm	555mm
<b>Drawer Size (x24):</b>	85mm	135mm	60mm



**C 48 Drawer Cabinet Box**  
Model No. **APDC48**

Specification:	Width:	Depth:	Height:
<b>Overall Size:</b>	305mm	155mm	555mm
<b>Drawer Size (x48):</b>	65mm	135mm	35mm



**D Cabinet Box Turntable**  
Model No. **APTT**

Freestanding turntable for use with Model No's APDC08, APDC24 and APDC48. Can support a total of 12 cabinet boxes, three on each side.

**E 320 Drawer Rotating Storage Cabinet System**

Model No. **APTT320**

Freestanding rotating cabinet system featuring 12 cabinet boxes with three different drawer configurations. Ideal for workshop or stores use. Fitted with roller bearings allowing 360° movement. Supplied with four adjustable feet to secure unit on uneven surfaces.

Specification:	Width:	Depth:	Height:
<b>Overall Size:</b>	470mm	470mm	1760mm
<b>Small Drawer (x192):</b>	60mm	135mm	35mm
<b>Medium Drawer (x96):</b>	85mm	135mm	60mm
<b>Large Drawer (x32):</b>	270mm	135mm	60mm



**F - G Cabinet Boxes**

Model No. **SEE BELOW**

Professional quality steel frame cabinets for use in the workshop. Supplied with tough polypropylene drawers which can be subdivided into smaller compartments with dividers (not supplied). Can be wall mounted or used freestanding.

F Model No:	APDC20		
Specification:	Width:	Depth:	Height:
<b>Overall Size:</b>	310mm	147mm	285mm
<b>Small Drawer (x15):</b>	50mm	135mm	35mm
<b>Medium Drawer (x3):</b>	85mm	135mm	56mm
<b>Large Drawer (x2):</b>	135mm	135mm	56mm
<b>Total Number Of Drawers:</b>	20		



G Model No:	APDC45		
Specification:	Width:	Depth:	Height:
<b>Overall Size:</b>	310mm	145mm	510mm
<b>Small Drawer (x40):</b>	50mm	135mm	35mm
<b>Medium Drawer (x3):</b>	85mm	135mm	55mm
<b>Large Drawer (x1):</b>	270mm	135mm	55mm
<b>Total Number Of Drawers:</b>	44		

**H Drawer Dividers**  
Model No. **SEE BELOW**

**Not Illustrated**

Drawer dividers for Model No's APDC20 and APDC45.

Model No:	Pack Quantity:
<b>APDC01</b>	Small (x30)
<b>APDC02</b>	Small (x10), Medium (x3), Large (x2)





**A - C Cabinet Boxes**  
Model No. [SEE BELOW](#)

Tough and durable carcass, with impact resistant composite drawers. Ideal for storing a mixture of small to large fixings and components. Fitted with fixing points for wall mounting or used freestanding.

**A 18 Drawer Cabinet Box**  
Model No. [APDC18](#)

Specification:	Width:	Depth:	Height:
Overall Size:	375mm	165mm	470mm
Large Compartment (x18):	110mm	135mm	55mm

**B 39 Drawer Cabinet Box**  
Model No. [APDC39](#)

Specification:	Width:	Depth:	Height:
Overall Size:	375mm	165mm	470mm
Small Compartment (x30):	50mm	135mm	35mm
Large Compartment (x9):	110mm	135mm	55mm

**C 41 Drawer Cabinet Box**  
Model No. [APDC41](#)

Specification:	Width:	Depth:	Height:
Overall Size:	300mm	140mm	485mm
Small Compartment (x40):	50mm	115mm	35mm
X-Large Compartment (x1):	265mm	115mm	35mm



**D 5 Bin Stackable Cabinet Box**  
Model No. [APDC5](#)

Tough and durable cabinet with five tilting bins suitable for storing various components. Design allows secure stacking of multiple units. Pre-drilled holes for wall mounting.


Specification:	Width:	Depth:	Height:
Overall Size:	600mm	140mm	170mm
Storage Bin (x5):	100mm	100mm	145mm*

\*Internal Dimensions



**E - F Metal Cases with Removable Storage Bins**  
Model No. [SEE BELOW](#)

Tough and durable metal cases featuring plastic removable storage bins. Fitted with sturdy swing type handles. Twin toggle locking catches and one safety catch provide added security. Ideal for storing a mixture of small and large fixings and components.



Secure stacking of multiple units.

**G Stackable Parts Storage Case with Removable Compartments**  
Model No. [APAS15A](#)

Tough impact resistant polypropylene compartment case which can be stacked together by means of robust locking clips. Section dividers can be removed when larger parts need to be stored. Ideal storage for various types of small, medium or large fixings, fuses and other components. Clear lid for easy identification. Features two tough composite locking clips.

Specifications:	Width:	Depth:	Height:
Overall Size:	370mm	280mm	67mm
Compartment Quantity/Size:			
8	65mm	60mm	50mm
3 (Tapered)	65mm	60mm	50mm
2	65mm	135mm	50mm
2	90mm	65mm	50mm

Model No:	APMC15		
Specification:	Width:	Depth:	Height:
Overall Size:	385mm	280mm	65mm
Small Bin (x9):	55mm	55mm	60mm
Medium Bin (x1):	105mm	55mm	60mm
Large Bin (x4):	105mm	105mm	60mm
X-Large Bin (x1):	215mm	105mm	60mm

Model No:	APMC27		
Specification:	Width:	Depth:	Height:
Overall Size:	440mm	345mm	135mm
Small Bin (x12):	55mm	55mm	45mm
Medium Bin (x6):	105mm	55mm	45mm
Large Bin (x6):	105mm	105mm	45mm
X-Large Bin (x3):	215mm	105mm	45mm



Fully stackable and easily clipped together.



**A** 42 Compartment Double-Sided Parts Storage Case  
Model No. APAS42

Tough impact resistant polypropylene double-sided assortment case with 42 compartments. Reinforced composite long-life locking catches and built-in carry handle. Clear plastic lids for easy identification of contents. Each compartment divider is pressed by the lid when closed, preventing parts from sliding from one compartment to another when in transport.


Specification:	Width:	Depth:	Height:
Overall Size:	420mm	300mm	95mm
Compartment Qty:			
Fixed:			6
Adjustable (Removable Dividers):			36

**E - F** Parts Storage Cases with Removable Compartments  
Model No. SEE BELOW

Tough impact resistant storage cases with comfort carry handles and twin locking composite clasps. Transparent lid for easy identification of contents. Supplied with removable plastic storage bins. Ideal for storing a mixture of small parts and components.

E Model No:	APAS2R		
Specification:	Width:	Depth:	Height:
Overall Size:	420mm	330mm	60mm
Compartment Qty/Size:			
8	105mm	75mm	45mm
4	75mm	50mm	45mm
8	50mm	45mm	45mm

F Model No:	APAS3R		
Specification:	Width:	Depth:	Height:
Overall Size:	420mm	330mm	105mm
Compartment Qty/Size:			
4	155mm	105mm	90mm
4	105mm	75mm	90mm



**B - C** Assortment Cases  
Model No. SEE BELOW

Tough impact resistant polypropylene compartment cases. Small section dividers can be removed when larger parts are needed to be stored. Ideal storage for various types of small, medium or large fixings, fuses and components. Clear lid for easy identification of contents. Features two tough composite locking clips.

B Model No:	APAS20		
Specification:	Width:	Depth:	Height:
Overall Size:	380mm	310mm	70mm
Compartment Qty/Size:			
15	47mm	66mm	55mm
6	57mm	66mm	55mm
2 (Tapered)	175mm	74mm	60mm

C Model No:	APAS22		
Specification:	Width:	Depth:	Height:
Overall Size:	460mm	360mm	80mm
Compartment Qty/Size:			
18	51mm	78mm	65mm
6	56mm	76mm	65mm
2 (Tapered)	215mm	100mm	70mm



**G** Parts Storage Case with 12 Removable Compartments  
Model No. APAS12R

Tough impact resistant storage case with aluminium carry handle and twin locking aluminium clasps. Transparent lid for easy identification of contents. Supplied with removable plastic storage bins. Ideal for storing a mixture of small parts and components.

Specification:	Width:	Depth:	Height:
Overall Size:	490mm	425mm	110mm
Compartment Qty/Size:			
8	110mm	80mm	95mm
4	155mm	110mm	95mm



**D** 4pc Parts Storage Combination Set  
Model No. APAS4

Pack of four tough impact resistant polypropylene compartment cases. All four cases feature removable tote trays with three of the cases also containing at least one small divider. Ideal for various types of small, medium or large fixings, fuses and components. Clear lids for easy identification of contents. Feature tough composite locking clips.

Specification:	(W x D x H):
Box 1 Overall:	290 x 225 x 60mm
Small (x2)	49 x 61 x 47mm
Medium (x5)	52 x 59 x 19mm
Large (x1)	165 x 35 x 40mm
X-Large (x3)	86 x 73 x 47mm
Box 2 Overall:	160 x 230 x 115mm
X-Large (x1)	129 x 201 x 105mm
Box 3 (x2) Overall:	155 x 230 x 60mm
Medium (x2)	65 x 60 x 20mm
Large (x4)	65 x 75 x 46mm





**A** 8 Drawer Machinist Toolbox  
Model No. AP1608W

Toolbox with two large and six medium drawers, two of which are supplied with dividers, all secured behind a lockable front panel. A hinged top lid reveals a large storage area. All drawers are supplied with a green felt interior to help protect tools. Easy slide drawers for quick and easy access to contents. Lockable lid features three catches that add extra strength when toolbox is picked up by the handle. Supplied with two keys per lock.

Overall Size (W x D x H):	510 x 270 x 405mm
Top Compartment:	475 x 230 x 70mm
Medium Drawer (x6):	195 x 180 x 25mm
Large Drawer (x2):	440 x 180 x 45mm



**B - C** Aluminium Tool Cases  
Model No. SEE BELOW

Tough and stylish aluminium tool cases. Perfect for the mobile technician. Great for storing video/photographic equipment, games consoles and accessories. Supplied with a tool storage pallet and case dividers plus a set of two keys.

Model No:	Size (W x D x H):	Edges:
B AP601	450 x 350 x 155mm	Radiused
C AP603	450 x 330 x 150mm	Square



**D** Heavy-Duty Aluminium Tool Case  
Model No. AP610

Versatile tool case with reinforced panels and foam inner lining, ensuring contents are kept safe. Includes internal movable dividers allowing case to be used for many applications i.e. tools, test devices, video/photographic equipment, games consoles and accessories. Tool storage pallet ensures no space is wasted and can be detached if required. Two tough lockable catches for added security. Supplied with two keys. Shoulder strap also included.

Size (W x D x H):	450 x 330 x 150mm
-------------------	-------------------



**E** Aluminium Pilot Style Tool Case - Fully Polished  
Model No. AP605

The interior is fully lined and includes document flaps, a business card pocket and pen holder. The programmable combination locks offer additional security. Rounded corners are fully protected and the 2-piece lid is attached with full-length piano hinges.

Size (W x D x H):	470 x 210 x 350mm
-------------------	-------------------



**F** Cantilever Tool Case  
Model No. AP608

Features cantilever action storage trays and large, modular storage area in base of case. Includes four full-length trays each with five storage compartments and six partitioned storage compartments in the base of the case. Locking catches provide added security. Supplied with shoulder strap and two keys.

Size (W x D x H):	450 x 225 x 300mm
-------------------	-------------------



**G** ABS Tool Case  
Model No. AP606

Hard-wearing tool case with ABS shell which will not dent or bend. Ideal for the mobile technician. The interior includes removable tool storage pallet and internal dividers. Locking catches provide added security. Supplied with two keys.

Size (W x D x H):	460 x 350 x 150mm
-------------------	-------------------



**H** ABS Tool Case  
Model No. AP607

Lightweight yet hard-wearing tool case with ABS shell which will not dent or bend. Ideal for the mobile technician. The interior features two, hinged, small tool storage surfaces, document pocket and adjustable/removable dividers in main compartment. Locking catches provide security. Supplied with two keys.

Size (W x D x H):	500 x 395 x 215mm
-------------------	-------------------



**I** Heavy-Duty HDPE Professional Tool Case  
Model No. AP616

Lightweight yet hard-wearing tool case with a HDPE (High-density polyethylene) shell which will not bend or dent. Ideal for the mobile technician, the interior features a double-sided tool storage surface, along with adjustable/removable dividers in the main compartment. The case also features ABS + TPR corner caps for added durability and locking catches provide additional security. Supplied with two keys.

Size (W x D x H):	460 x 350 x 160mm
-------------------	-------------------



**A - C** ABS Stackable Click Together Toolboxes  
Model No. [SEE BELOW](#)

Durable ABS toolboxes each with robust fold flat handle. Can be used separately or interlocked with other boxes in the range, making any combination to suit your requirements. Can be further enhanced with an optional castor set, (Model No's AP8CA and AP8CB), to make your combination more portable. Dividers (Model No. AP8D6), are available as an optional extra to help keep small parts separate.

	<b>A</b>	<b>B</b>	<b>C</b>
Model No:	AP8130	AP8150	AP8250
Size:	Small	Medium	Large
External Dimensions (W x D x H):	445 x 310 x 130mm	445 x 310 x 150mm	445 x 310 x 250mm
Internal Dimensions (W x D x H):	430 x 300 x 100mm	430 x 300 x 125mm	430 x 300 x 220mm
Optional Accessories:			
<b>D</b> Castor Kit:	AP8CA	AP8CA	AP8CA
<b>E</b> Castors with Detachable Fixing Kit:	AP8CB	AP8CB	AP8CB
<b>F</b> Dividers:	(Pack of 6) AP8D6	(Pack of 6) AP8D6	-
<b>G</b> Universal Tray:	AP8T	AP8T	AP8T



**H** 2 Drawer Portable Tool Chest with 90pc Tool Kit  
Model No. [S01055](#)  
Comprehensive range of frequently used hand tools. Includes 1/4" and 1/2"Sq drive socket set, hex keys, spanners, pliers, screwdrivers and bits. Housed in a metal tool chest.  
For full specification see page 60.



**I** 86pc Tool Kit with Cantilever Toolbox  
Model No. [S01216](#)  
Comprehensive range of frequently used hand tools. 1/4" and 1/2"Sq Drive Reversible ratchet wrenches. Includes 1/4" and 1/2"Sq drive sockets, hex keys, combination spanners, screwdrivers, pliers, utility knife, measuring tape, bit set and accessories. Tools feature soft grip handles for comfort and control. Housed in a portable metal cantilever toolbox.  
For full specification see page 60.



**J** 136pc Mechanic's Tool Kit  
Model No. [AK7980](#)  
Comprehensive range of frequently used hand tools. Includes 1/4", 3/8" and 1/2"Sq drive sockets, hex keys, spanners, screwdrivers, pliers, bits and accessories. Housed in a storage case with reinforced corners, aluminium trim and lockable metal catches.  
For full specification see page 61.



Model No. **SEE BELOW**

High-impact injection moulded water-resistant cases for the safe storage of technician's instruments, photographic equipment, musical instruments, laptops and other high value items. Heavy-duty design with extra protection surrounding the easy-open latches. Neoprene seal around the inside of the lid ensures that the cases are water/dust resistant and features a pressure equalising valve to aid transportation by air. Features a comfortable rubberised folding handle and padlock points (Model No. AP620 folding handle only). Wave and perforated foam inlays allow the user to create a secure and customised fit for the contents. IP67 Rated.



	<b>A</b>	<b>B</b>	<b>C</b>	<b>D</b>	<b>E</b>	<b>F</b>
<b>Model No:</b>	<b>AP620</b>	<b>AP621</b>	<b>AP622</b>	<b>AP623</b>	<b>AP624</b>	<b>AP625</b>
<b>External Dimensions (W x D x H):</b>	340 x 235 x 110mm	420 x 330 x 155mm	420 x 330 x 225mm	465 x 400 x 190mm	550 x 420 x 205mm	465 x 400 x 290mm
<b>Internal Dimensions (W x D x H):</b>	330 x 200 x 45mm	385 x 270 x 85mm	385 x 270 x 155mm	430 x 340 x 120mm	490 x 360 x 140mm	430 x 340 x 200mm

Model No. **SEE BELOW**

High-impact injection moulded water-resistant cases for the safe storage of technician's instruments, photographic equipment, musical instruments, laptops and other high value items. Heavy-duty design with extra protection surrounding the easy-open latches. Neoprene seal around the inside of the lid ensures that the cases are water/dust resistant and features a pressure equalising valve to aid transportation by air. Features a comfortable rubberised folding handle and padlock points. Wave and perforated foam inlays allow the user to create a secure and customised fit for the contents. IP67 Rated. Features two wheels and extendable handles to aid transportation.





**A** Portable Gun Case with Wheels  
Model No. AP619

Tough and stylish aluminium and ABS case for the safe transportation of guns. Can be pulled along on two hard-wearing wheels with a comfortable folding handle. 4-Point locking with two built into the latches and two padlock points. Wave foam in the base and lid create a secure and flexible fit for the intended contents. Padlock not included.

<b>Gun Capacity:</b>	2 (Max. 1100mm)
<b>External Size (W x D x H):</b>	1245 x 350 x 145mm
<b>Internal Size (W x D x H):</b>	1170 x 290 x 80mm



Tools not included.

**C** Mobile Toolbox with Tote Tray & Removable Storage Box  
Model No. AP850

Mobile toolbox with heavy-duty wheels for added manoeuvrability. Extendable handle aids transportation and folds away for compact storage when not in use. Two assortment compartments and bit storage device with pull down lids on top of toolbox. Detachable 14 compartment assortment box allows user to have smaller fixings and components to hand at all times. Top of toolbox opens up to give additional storage space for larger items and includes tote tray. Medium pull-out drawer includes five storage compartments. Large pull-out drawer at the base of toolbox, ideal for storing and transporting larger items.

<b>Specification (W x D x H):</b>	
<b>Overall Size:</b>	452 x 255 x 850mm
<b>Medium Drawer:</b>	355 x 225 x 81mm
<b>Large Drawer:</b>	363 x 205 x 211mm



**B** 3 Compartment Mobile Stainless Steel/Composite Toolbox  
Model No. AP855

Mobile with heavy-duty wheels and a retractable handle. Separates into three units. Top box with tote tray has two strong clasps and padlock hasp. Middle box features two large pull out drawers. Base unit is an open top bin providing storage for larger items and can be secured by padlock (not included).

<b>Specification (W x D x H):</b>	
<b>Overall Size:</b>	540 x 350 x 840mm
<b>Top Box (Internal):</b>	475 x 235 x 145mm
<b>Middle Box Drawers (x2) (Internal):</b>	400 x 200 x 85mm
<b>Base Unit (Internal):</b>	470 x 230 x 320mm



**D** Professional Mobile Toolbox with 5 Removable Storage Cases  
Model No. AP860

Mobile with two heavy-duty wheels and retractable handle. Sturdy composite frame houses five individual storage cases fitted with strong composite clasps. Toolbox can be locked on each side using padlocks (not included). Toolbox shuts securely using lift and lock latches. All five storage boxes slide out of the frame separately for easy-access to the box required.

<b>Overall Size (W x D x H):</b>	500 x 410 x 770mm
<b>Parts Storage Box (Small) with 25 Storage Compartments:</b>	430 x 370 x 55mm
<b>Part Storage Box (Large) with 13 Storage Compartments:</b>	430 x 370 x 85mm
<b>Parts Storage Box (Large):</b>	430 x 370 x 85mm
<b>Tool Box (Small):</b>	430 x 370 x 145mm
<b>Tool Box (Large):</b>	430 x 370 x 300mm



**E** 3 Compartment Mobile Steel/Composite Toolbox  
Model No. AP548

Mobile toolbox with heavy-duty wheels for added manoeuvrability. Features an extendable handle allowing easy transportation and compact storage. Separates into three units. Top box with removable tote tray has two strong metal clasps and padlock hasp. Middle box with two ball bearing runner drawers. Base unit is an open top bin providing storage space for larger items which can also be secured by a padlock (not included). Each unit can be used separately or combined for greater capacity.

<b>Overall Size (W x D x H):</b>	495 x 280 x 720mm
<b>Medium Drawer (x2):</b>	390 x 220 x 65mm







**A 580mm Toolbox with Locking Carry Handle**  
Model No. **AP580LH**

Strong composite toolbox with integral tote tray and small parts storage tray. Carry handle locks the lid in position even when the clasps are not shut. Toolbox can be used as a step with a maximum weight capacity of 120kg. 510mm Measuring scale moulded in to the toolbox and a padlock eye for security (padlock not included).

<b>Overall Size (W x D x H):</b>	580 x 285 x 290mm
<b>Internal Dimensions (W x D x H):</b>	510 x 210 x 270mm



**D 490mm Toolbox with Tote Tray**  
Model No. **AP490**

Tough composite construction. Lid features folding carry handle and two flip lid organisers, with four fixed compartments in each. Main storage compartment suitable for hand tools and small power tools, also includes tote tray. Two tough clasps hold the tool box shut with padlocking facility (padlock not included).

<b>Size (W x D x H):</b>	490 x 240 x 240mm
--------------------------	-------------------



**E 510mm Toolbox with Tote Tray**  
Model No. **AP533**

Heavy-duty steel toolbox with integral tote tray and composite carry handle. Also features recessed carry handles on either end to aid lifting/transportation. Includes padlock hasp for extra security.

<b>Size (W x D x H):</b>	510 x 220 x 240mm
--------------------------	-------------------



**B - C Toolboxes with Tote Tray**  
Model No. **SEE BELOW**

Lids feature folding carry handle, two flip lid organisers with four fixed compartments in each. Main storage compartment suitable for hand tools and small power tools, also includes tote tray. Two tough metal locking clasps, both with padlock eye for extra security.

<b>Model No:</b>	<b>Size (W x D x H):</b>
<b>B AP535</b>	495 x 230 x 250mm
<b>C AP536</b>	595 x 300 x 330mm



**F - H Stainless Steel Toolboxes with Tote Tray**  
Model No. **SEE BELOW**

Heavy-duty stainless steel toolboxes with integral composite tote tray. Soft grip carry handle for added comfort. Includes padlock eye for extra security (padlock not included).

<b>Model No:</b>	<b>Width:</b>	<b>Depth:</b>	<b>Height:</b>
<b>F AP505S</b>	505mm	245mm	225mm
<b>G AP580S</b>	580mm	280mm	225mm
<b>H AP660S</b>	660mm	280mm	225mm


**A**

**B**

**C**
**2 Drawer**

**A - B 530mm 4 Tray Cantilever Toolboxes**
**Model No. SEE BELOW**

Traditional cantilever design with four tool trays and central tool storage area. Top flaps accept padlock (not included), for extra security.

**Model No:**
**A AP521**
**B AP521HV**
**Size (W x D x H):**
**Colour:**
**Red**
**Hi-Vis Green**
**530 x 200 x 210mm**
**C 360mm 2 Drawer Portable Toolbox with Ball Bearing Slides**
**Model No. AP2602BB**

Small and compact storage coupled with the design and durability of a top chest. Features tough composite carry handle, smooth ball bearing drawer runners and a steel hasp that can be locked using a padlock (not included).

**Overall Size (W x D x H):** 360 x 230 x 230mm

**Drawer Size (W x D x H):** 320 x 210 x 55mm

**D**

**E**

**F**
**D - E 510mm 3 Drawer Portable Topchests**
**Model No. SEE BELOW**

The storage capacity of a tool chest coupled with the versatility of a carry-type toolbox. Features tough composite top handle, smooth 25mm ball bearing drawer slides and two strong locking hasps which can be locked using a padlock (not included). Model No. AP9243BBHV also features a stylish tread plate finish on the top of the chest.

**Model No:**
**D AP9243BB**
**E AP9243BBHV**
**Specification:**
**Overall Size:**
**Drawer Size:**
**Width:**
**Depth:**
**Height:**
**510mm**
**225mm**
**300mm**
**455mm**
**190mm**
**45mm**
**Colour:**
**Red**
**Hi-Vis Green**
**G**

**F 585mm 3 Drawer Portable Toolbox**
**Model No. AP1003**

Has the storage capability of a tool chest coupled with the versatility of a carry-type toolbox. Drawers are automatically locked when lid is closed. Two tough metal locking clasps, both with padlock eye for extra security (padlock not included).

**Specification:**
**Overall Size:**
**Drawer Size:**
**Width:**
**Depth:**
**Height:**
**585mm**
**250mm**
**340mm**
**455mm**
**190mm**
**45mm**
**G 500mm 2 Drawer Toolbox**
**Model No. AP547**

Heavy-duty toolbox with a steel and polypropylene construction including a removable tote tray. Has the storage capability of a tool chest coupled with the versatility of a carry-type toolbox. Two ball bearing runner drawers automatically lock when lid is shut, preventing accidental opening when being carried or in transit. Two metal clasps ensure the lid stays shut and hasp allows a padlock to be used for added security (padlock not included).

**Overall Size (W x D x H):** 500 x 255 x 300mm

**Drawer Size (W x D x H):** 390 x 220 x 50mm



**A**

**A 300mm Tool Storage Bag with Multiple Pockets**  
Model No. AP301

Heavy-duty tool storage bag constructed of tough polyester with padded base for added durability. Adjustable shoulder strap can be hooked onto metal clasps for carrying heavier loads. Cushioned carry handles and metal frame supported zip.

<b>Size (W x D x H):</b>	300 x 200 x 255mm
<b>Strap Length:</b>	1.5m
<b>Outer Pockets:</b>	30
<b>Inner Pockets:</b>	10

**D**

**D 485mm Tool Storage Bag**  
Model No. AP507

Heavy-duty tool bag. Tough polyester construction with rigid base and ends. Supported on five composite feet. Features three external open pockets and seven covered by hook-and-loop sealed flaps. Supplied with adjustable shoulder strap and foam padded metal carry handle.

<b>Size (W x D x H):</b>	485 x 250 x 350mm
<b>Strap Length:</b>	950mm
<b>Outer Pockets:</b>	10
<b>Inner Pockets:</b>	5

**G**

**G 200mm Technician's Utility/Tool Storage Bag**  
Model No. AP518

Open top design allows the user excellent visibility and access to tools and parts. Tool bag features a measuring tape clip and a hanging loop clip. Base compartment is secured by double flap covers, which is ideal for small power tools or consumables such as drill bit sets. Features adjustable shoulder strap and PVC carry handle.

<b>Size (W x D x H):</b>	200 x 220 x 230mm
<b>Lower Compartment Size (W x D x H):</b>	170 x 210 x 65mm
<b>Strap Length:</b>	990mm
<b>Outer Pockets:</b>	18
<b>Inner Pockets:</b>	8

**B**

**B 500mm Tool Storage Bag**  
Model No. AP500

Heavy-duty tool bag constructed of tough polyester with padded base for added durability. Adjustable shoulder strap can be hooked to metal clasps for carrying heavier loads. Features cushioned carry handles and metal frame zip.

<b>Size (W x D x H):</b>	500 x 280 x 330mm
<b>Strap Length:</b>	1.5m
<b>Outer Pockets:</b>	12
<b>Inner Pockets:</b>	12

**E**

**E 305mm Rubber Bottom Tool Storage Bag**  
Model No. AP509

Heavy-duty tool bag constructed from tough polyester with a hard-wearing rubber base. Single internal compartment with built in pockets enclosed with an industrial grade zip. Keeps tools clean, dry and organised at home or on the job. External features include carry strap for oversized items such as a spirit level and two end pockets, robust carry handles and a strong shoulder strap for easy portability.

<b>Size (W x D x H):</b>	305 x 185 x 255mm
<b>Strap Length:</b>	750mm
<b>Outer Pockets:</b>	5
<b>Inner Pockets:</b>	8

**H**

**H 500mm Tool Storage Bag**  
Model No. AP513

Heavy-duty tool bag constructed from tough polyester with a rigid waterproof rubber base for added durability. Keeps tools clean, dry and organized at home or on site. Featuring two storage compartments, an aerosol can holder and hook-and-loop retaining strap. External features include an adjustable padded shoulder strap, rubber grip hook-and-loop carry handles, four hanging D-rings.

<b>Size (W x D x H):</b>	500 x 240 x 320mm
<b>Strap Length:</b>	1.1m
<b>Outer Pockets:</b>	9
<b>Inner Pockets:</b>	15

**C**

**C 560mm Tool Storage Bag**  
Model No. AP508

Durable polyester fabric tool bag with padded base. Features six internal and eight external pockets for optimum organisation of tools. Cushioned carry handles for comfortable use.

<b>Size (W x D x H):</b>	560 x 360 x 460mm
<b>Outer Pockets:</b>	8
<b>Inner Pockets:</b>	6

**F**

**F 450mm Wheeled Tool Storage Bag**  
Model No. AP512

Heavy-duty wheeled tool bag of rigid construction with nine internal and eleven external pockets. Single compartment enclosed with a zip. Two strong carry handles and extendable metal handle for easy transportation.

<b>Size (W x D x H):</b>	450 x 260 x 420mm
<b>Outer Pockets:</b>	11
<b>Inner Pockets:</b>	9

**I**

**I 500mm Open Tool Storage Bag**  
Model No. AP505

Heavy-duty open tool bag with rigid base and ends, adjustable shoulder strap and metal carry handle with foam padding. Featuring ten external pockets, two of which have zips, four internal pockets and various tool loops allowing for optimum organisation. Manufactured from tough polyester.

<b>Size (W x D x H):</b>	500 x 250 x 295mm
<b>Strap Length:</b>	1.2m
<b>Outer Pockets:</b>	10
<b>Inner Pockets:</b>	4



**A 420mm Tool Backpack**  
**Model No. AP516**

Tool backpack keeps hands free. Heavy-duty polyester fabric with a solid base. Main and secondary compartments with tool holding pockets and two side pockets for further storage. Features padded shoulder straps and a central carry handle.

<b>No. of Pockets:</b>	4
<b>Size (W x D x H):</b>	370 x 170 x 420mm
<b>Main Pocket Size (W x D):</b>	360 x 160mm



**B 480mm Backpack**  
**Model No. AP517**

Spacious backpack manufactured from heavy-duty polyester. Main compartment with padded sleeve will hold most 15" laptops. Three further zipped pockets and two mesh lined side pockets. Padded back panel and adjustable padded straps for comfort.

<b>No. of Pockets:</b>	6
<b>Size (W x D x H):</b>	350 x 200 x 480mm
<b>Main Pocket Size (W x D):</b>	320 x 340mm



**C 480mm Tool Backpack**  
**Model No. AP519**

Spacious backpack manufactured from heavy-duty polyester. Tough plastic base protects tools. Nine internal pockets to keep tools organised. Separate zipped front pocket with internal small zip pocket. Two additional side pockets. Adjustable straps.

<b>No. of Pockets:</b>	4
<b>Size (W x D x H):</b>	390 x 200 x 480mm
<b>Main Pocket Size (W x D):</b>	380 x 170mm



**D 490mm Tool Backpack**  
**Model No. AP520**

Spacious backpack manufactured from heavy-duty polyester. Tough plastic base protects tools. Main compartment has three zipped pockets and ten open pockets to keep tools organised. Separate zipped front pocket with internal padded laptop pocket. Document storage pocket with adjustable clips. Padded adjustable straps and back for comfort.

<b>No. of Pockets:</b>	5
<b>Size (W x D x H):</b>	390 x 200 x 490mm
<b>Main Pocket Size (W x D):</b>	380 x 170mm



**E 600mm Trolley Jack Bag**  
**Model No. AP600JB**

Primarily designed for the tidy and convenient storage of trolley jacks. Tough polyester construction with rigid base. Five hook-and-loop pads on the base to prevent movement whilst stored in the boot of a car. Two internal and two external pockets. Supplied with foam padded shoulder strap.

<b>No. of Pockets:</b>	4
<b>Size (W x D x H):</b>	600 x 300 x 200mm
<b>Main Pocket Size (W x D):</b>	590 x 290mm



**F 430mm Backpack with Reflective Strips**  
**Model No. RSBP1**

Durable 23L polyester backpack with a padded internal laptop pocket, suits most 15" laptops. Design includes zipped main pockets, high visibility reflective strip on adjustable straps, back pocket and two elasticated side pockets.

<b>No. of Pockets:</b>	5
<b>Overall Size (W x D x H):</b>	305 x 180 x 430mm
<b>Main Pocket Size (W x D):</b>	280 x 170mm



**G 450mm Backpack**  
**Model No. RSBP2**

Durable 20L backpack manufactured from polyester, spacious design with two zipped pockets, a carry handle and adjustable padded straps.

<b>No. of Pockets:</b>	2
<b>Size (W x D x H):</b>	300 x 180 x 450mm
<b>Main Pocket Size (W x D):</b>	280 x 170mm



**H 440mm Tool Bag**  
**Model No. WTTB19**

Heavy-duty tool bag constructed from tough polyester with a hard-wearing rubber base. Single internal compartment with built-in pockets enclosed with an industrial grade zip. Keeps tools clean, dry and organized at home or on the job.

<b>No. of Pockets:</b>	6 Outer, 10 Inner
<b>Strap Length:</b>	1020mm
<b>Size (W x D x H):</b>	440 x 260 x 300mm
<b>Main Pocket Size (W x D):</b>	430 x 250mm



**I - J Motorcycle Waist Bags**  
**Model No. SEE BELOW**

Lightweight and compact waist bags specifically designed for motorcycle users. Made up of large main compartment as well as smaller quick access hook-and-loop pocket and small zipped pocket. Perfect for storing phone, wallet and keys among other items while on the go. Adjustable waist strap to fit a variety of users. Made from 600D Polyester.

<b>Model No:</b>	<b>SMC40</b>	<b>SMC41</b>
<b>No. of Pockets:</b>	3	2 External, 2 Internal
<b>Size (W x D x H):</b>	200 x 76 x 115mm	280 x 127 x 165mm







**A - D Brass Body Padlocks**  
Model No. [SEE BELOW](#)

Extruded brass bodied padlocks with hardened and plated steel shackles. Each padlock features brass cylinder with a twin bar locking mechanism. All supplied with three keys.



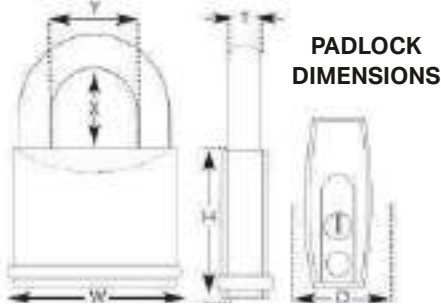
**E Brass Body Padlock with Brass Cylinder Keyed Alike - Pack of 4**  
Model No. [S0992](#)

Pack of four extruded brass body padlocks with hardened and plated steel shackles. Brass cylinder with twin bar locking mechanism. All four padlocks feature the same cylinder identification, so any one of the 12 keys supplied will fit each padlock within the pack. Specification as Model No. S0987, see [A](#) left.

	<b>A</b>	<b>B</b>	<b>C</b>	<b>D</b>
Model No:	<b>S0987</b>	<b>S0989</b>	<b>S0990</b>	<b>S0991</b>
Body Dimensions (W x D x H):	40 x 14 x 32mm	40 x 14 x 32mm	50 x 16 x 36mm	60 x 18 x 42mm
Shackle Diameter (T):	Ø6mm	Ø6mm	Ø9mm	Ø10mm
Shackle Max. Internal Height (X):	24mm	64mm	68mm	80mm
Shackle Max. Internal Width (Y):	21mm	21mm	26.5mm	30.5mm

**Padlocks**

All Sealey padlocks have been given a security rating based on the levels of protection and how difficult they are to break in to. The lower end of the scale is for low security or deterrent purposes only, which are suitable for things like low cost toolboxes and low value items. At the top end of the scale are padlocks specifically designed to offer the highest/best available protection in the range, where items will need to be left unattended for long periods of time without regular supervision or attendance. Although we do not offer an insurance rating, the higher end will meet insurance company standards. Analyse the item you would like protected, the value of the product and your budget, and select the quality of padlock to suit your needs.



**F - K Brass Body Padlocks**  
Model No. [SEE BELOW](#)

Key operated padlocks with corrosion resistant brass bodies and hardened steel shackles. Featuring precision 4, 5 or 6-pin tumbler locking mechanisms. All supplied with three keys and have a security rating of 2 or 3 (as indicated below).

	<b>F</b>	<b>G</b>	<b>H</b>	<b>I</b>	<b>J</b>	<b>K</b>
Model No:	<b>PL100</b>	<b>PL101</b>	<b>PL102</b>	<b>PL101L</b>	<b>PL102L</b>	<b>PL103L</b>
Body Dimensions (W x D x H):	30 x 13 x 27mm	40 x 14 x 33mm	50 x 16 x 39mm	40 x 14 x 33mm	50 x 16 x 39mm	60 x 18.5 x 45mm
Shackle Diameter (T):	Ø5mm	Ø6.5mm	Ø8mm	Ø6.5mm	Ø8mm	Ø10mm
Shackle Max. Internal Height (X):	16mm	21.5mm	25mm	51.5mm	55mm	60mm
Shackle Max. Internal Width (Y):	15mm	20.5mm	26mm	20.5mm	26mm	31mm
Security Rating:	2	2	2	2	2	3



**F - H Brass Body Padlocks**  
Model No. [SEE BELOW](#)



**I - K Brass Body Padlocks Long Shackle**  
Model No. [SEE BELOW](#)

**SECURITY RATING**


All Sealey padlocks show an indicative security rating. The higher the number, the greater the security provided. Siegen models do not come with any security rating but are priced competitively and are an ideal deterrent. Sealey do not accept any liability should padlock security be breached. Please also note that for security reasons, we do not supply spare keys for padlocks and suggest that you have spares cut by a local locksmith and store them in a secure location if required.



**A Brass Body Shrouded Shackle Padlock**  
Model No. **PL105**

Shrouded shackle padlock with brass body and hardened steel shackle. Featuring 5-pin tumbler mechanism. Supplied with three keys. Security rating 4.

<b>Body Dimensions (W x D x H):</b>	50 x 16 x 60mm
<b>Shackle Diameter (T):</b>	Ø8mm
<b>Shackle Max. Internal Height (X):</b>	26mm
<b>Shackle Max. Internal Width (Y):</b>	22mm
<b>Security Rating:</b>	4



**B 60mm Brass Body Shutter Padlock**  
Model No. **PL108**

Key operated shutter padlock with solid brass body and hardened steel shackle with chrome plating. 4-Pin precision pin tumbler mechanism. Supplied with three keys.

<b>Body Dimensions (W x D x H):</b>	60 x 15 x 38mm
<b>Shackle Diameter (T):</b>	Ø8mm
<b>Shackle Max. Internal Height (X):</b>	9mm
<b>Shackle Max. Internal Width (Y):</b>	20mm
<b>Security Rating:</b>	4



**C 40mm Steel Body Combination Padlock**  
Model No. **PL301C**

Laminated steel body combination padlock with steel chrome finished shackle. Three easy-to-read number wheels, easily set and reset, with combination range from 001-999. Full body cover to prevent damage to locked item.



**D - F Steel Body Padlocks**  
Model No. **SEE BELOW**

Laminated steel bodies with Chrome Molybdenum shackles. Each has enhanced security with precision pin tumbler brass cylinder and dual stainless steel ball bearing locking mechanism. Full body covers help prevent damage to locked item. All models supplied with two keys and have a security rating of 5.

	<b>C</b>	<b>D</b>	<b>E</b>	<b>F</b>
<b>Model No:</b>	<b>PL301C</b>	<b>PL301</b>	<b>PL301L</b>	<b>PL302L</b>
<b>Body Dimensions (W x D x H):</b>	40 x 22 x 37mm	40 x 22 x 36mm	40 x 22 x 36mm	50 x 26 x 39mm
<b>Shackle Diameter (T):</b>	Ø6mm	Ø6.5mm	Ø6.5mm	Ø9mm
<b>Shackle Max. Internal Height (X):</b>	25mm	22mm	48mm	48mm
<b>Shackle Max. Internal Width (Y):</b>	21mm	20mm	20mm	24.5mm
<b>Security Rating:</b>	4	5	5	5
<b>Number Wheels:</b>	3	-	-	-



**G 48mm Steel Body Weatherproof Combination Padlock**  
Model No. **PL302CW**

Weatherproof combination padlock. Composite coated laminated steel body and hardened steel shackle. Dual lever locking mechanism. Four easy-to-read number wheels easily set and reset with combination range from 0000-9999.

<b>Body Dimensions (W x D x H):</b>	48 x 29 x 48mm
<b>Shackle Diameter (T):</b>	Ø10mm
<b>Shackle Max. Internal Height (X):</b>	24mm
<b>Shackle Max. Internal Width (Y):</b>	23mm
<b>Security Rating:</b>	4
<b>Number Wheels:</b>	4



**H 45mm Steel Body Weatherproof Padlock**  
Model No. **PL301W**

Weatherproof padlock with laminated steel body and hardened chromed steel shackle, both coated in plastic for full environmental protection. Precision pin tumbler brass cylinder and dual steel ball locking mechanism. Ideal for outdoor use. Supplied with two keys.

<b>Body Dimensions (W x D x H):</b>	45 x 31 x 47mm
<b>Shackle Diameter (T):</b>	Ø8mm
<b>Shackle Max. Internal Height (X):</b>	18mm
<b>Shackle Max. Internal Width (Y):</b>	18mm
<b>Security Rating:</b>	5





A - C

30mm

40mm

60mm

D - F

40mm

50mm

60mm

Long Shackle



HEAVY DUTY



	A	B	C	D	E	F
Model No:	PL200	PL201	PL203	PL201L	PL202L	PL203L
Body Dimensions (W x D x H):	30 x 12 x 28mm	40 x 15 x 33mm	60 x 19 x 42mm	40 x 15 x 33mm	50 x 17 x 40mm	60 x 19 x 42mm
Shackle Diameter (T):	Ø5mm	Ø6.5mm	Ø9.5mm	Ø6.5mm	Ø8mm	Ø9.5mm
Shackle Maximum Internal Height (X):	19mm	23mm	34mm	50mm	50mm	50mm
Shackle Maximum Internal Width (Y):	16mm	22mm	35mm	22mm	28mm	35mm
Security Rating:	5	5	6	5	6	6

A - F Brass Body Padlocks

Model No. SEE ABOVE

Key operated padlocks with corrosion resistant solid brass bodies and hardened steel shackles. Each unit has a lever locking mechanism and precision pin tumbler brass cylinder. All feature bumper surround, that helps prevent damage to locked item. All supplied with two keys and have a security rating of 5 or 6 (as indicated above).

G - H Brass Shutter Padlocks

Model No. SEE RIGHT

Shrouded shackle shutter padlocks with corrosion resistant solid brass bodies and Chrome Molybdenum shackles. Each features a precision pin tumbler cylinder with anti-pick mushroom pins. Both supplied with two keys and have a security rating of 7.

G 56mm



H 76mm



	G	H
Model No:	PL207	PL209
Body Dimensions (W x D x H):	56 x 15 x 37mm	76 x 17.5 x 48.5mm
Shackle Diameter (T):	Ø6.5mm	Ø11mm
Shackle Maximum Internal Height (X):	12mm	13mm
Shackle Maximum Internal Width (Y):	16.5mm	24mm
Security Rating:	7	7

I - K Zinc Coated Steel Body Padlocks

Model No. SEE BELOW

Heavy-duty zinc coated steel bodied construction with Chrome Molybdenum shackles. Model No. PL401 features dual stainless steel ball locking mechanism and Model No's PL403 and PL404 both feature a triple stainless steel ball locking mechanism. All units are fitted with an anti-pick, bump and drill protection. Supplied with two keys and have a security rating of 6, 7 or 8.

L Zinc Coated Steel Body Padlock

Long Shackle

Model No. SEE RIGHT

Heavy-duty zinc coated steel bodied construction with Chrome Molybdenum long shackle. Featuring dual stainless steel ball locking mechanism with anti-pick, bump and drill protection. Supplied with two keys and has a security rating of 6.

I - K

44mm

63mm

70mm



HEAVY DUTY

L

44mm



Long Shackle



	I	J	K	L
Model No:	PL401	PL403	PL404	PL401L
Body Dimensions (W x D x H):	44 x 27 x 47mm	63 x 31 x 52mm	70 x 34 x 60mm	44 x 27 x 47mm
Shackle Diameter (T):	Ø6.5mm	Ø11mm	Ø14mm	Ø6.5mm
Shackle Maximum Internal Height (X):	26mm	27mm	32mm	50mm
Shackle Maximum Internal Width (Y):	19mm	31mm	29mm	19mm
Security Rating:	6	7	8	6

# Premier™

## A - B Steel Body Combination Padlocks

Model No. **SEE RIGHT**

Heavy-duty combination padlocks with hardened weather protected steel body and Chrome Molybdenum shackle. Four easy-to-read number wheels with a wide range of combinations from 0000-9999. Versatile keyless padlocks, to suit any application. Security rating 9.



**A**

62mm



**B**

62mm



**HEAVY DUTY**



Long Shackle

**A**

**B**

Model No:	<b>PL603</b>	<b>PL603L</b>
Body Dimensions (W x D x H):	62 x 34 x 54mm	62 x 34 x 54mm
Shackle Diameter (T):	Ø11mm	Ø11mm
Shackle Maximum Internal Height (X):	25mm	50mm
Shackle Maximum Internal Width (Y):	22mm	22mm
Security Rating:	9	9
Number Wheels:	4	4

## D Steel Body Shrouded Shackle Padlock

Model No. **PL503S**

Heavy-duty shrouded steel padlock. Hardened weather protected steel body with bumper to protect locked items. Featuring Chrome Molybdenum shrouded steel shackle. 6-Pin brass cylinder with dual stainless steel ball locking mechanism, plus anti-drill, anti-pick and bump protection. Supplied with two keys. Security rating 10.

Body Dimensions (W x D x H):	61 x 32 x 93mm
Shackle Diameter (T):	Ø11mm
Shackle Maximum Internal Height (X):	27mm
Shackle Maximum Internal Width (Y):	32mm
Security Rating:	10

**D**

61mm



**HEAVY DUTY**



**C**

62mm



**HEAVY DUTY**



## C Steel Body Shrouded Shackle Combination Padlock

Model No. **PL603S**

Heavy-duty combination padlock with hardened weather protected steel body and shrouded Chrome Molybdenum steel shackle. Four easy-to-read number wheels with a wide range of combinations from 0000-9999. Versatile keyless padlock, to suit any application. Security rating 9.

Body Dimensions (W x D x H):	62 x 34 x 77mm
Shackle Dimensions (T):	Ø11mm
Shackle Max. Internal Height (X):	25mm
Shackle Max. Internal Width (Y):	22mm
Security Rating:	9
Number Wheels:	4

## E - G Steel Body Padlocks

Model No. **SEE RIGHT**

Heavy-duty, hardened steel weather protected bodies with bumpers to protect locked item. Each features Chrome Molybdenum steel shackle, 6-Pin brass cylinder with dual stainless steel ball locking mechanism. For added protection all three have anti-drill, anti-pick and bump protection. All supplied with two keys and have a security rating 9 or 10.

**E - F**

46mm

61mm



**HEAVY DUTY**



**G**



**HEAVY DUTY**



**E**

**F**

**G**


Model No:	<b>PL501</b>	<b>PL503</b>	<b>PL504</b>
Body Dimensions (W x D x H):	46 x 28 x 49mm	61 x 32 x 56.5mm	70 x 34 x 64mm
Shackle Diameter (T):	Ø8mm	Ø11mm	Ø14mm
Shackle Maximum Internal Height (X):	25mm	27mm	30mm
Shackle Maximum Internal Width (Y):	20mm	32mm	30mm
Security Rating:	9	9	10



A - G Key Cabinets  
Model No. SEE BELOW

Steel construction with durable coating for corrosion resistance. Fitted with high quality cylinder type lock and supplied with two keys. Numbered, colour-coded hook bars are adjustable to suit varying key sizes. Supplied with index card for easy key location. Includes mounting screws and wall plugs. Extra depth on Model No's SKC100W and SKC200W allows storage of key bunches and unusually shaped keys.

Model No:	Key Capacity:	Size (W x D x H):
A SKC50	50	375 x 80 x 550mm
B SKC100	100	375 x 80 x 550mm
C SKC100D	100	375 x 140 x 550mm
D SKC200	200	375 x 140 x 550mm
E SKC300	300	375 x 205 x 550mm
F SKC100W	100	725 x 80 x 550mm
G SKC200W	200	725 x 80 x 550mm



H - J Electronic Key Cabinets  
Model No. SEE BELOW

Heavy-duty construction with twin locking bolts. Simple to operate electronic keypad accepts numbers between three and eight digits, giving millions of combinations. Three LEDs show security, power and operating status. Also supplied with two keys for manual override should batteries fail. Numbered, colour-coded hook bars are adjustable to suit varying key sizes. Includes mounting screws and wall plugs. Batteries not included.

Model No:	Key Capacity:	Size (W x D x H):
H SEKC25	25	320 x 120 x 310mm
I SEKC50	50	400 x 120 x 340mm
J SEKC100	100	400 x 120 x 550mm





**A Key Lock Box**  
Model No. **SKL1**

Steel construction with durable baked powder coating for corrosion resistance. Fitted with high quality 3-digit tumbler lock giving hundreds of combinations. Includes mounting screws and wall plugs.

<b>External Size (W x D x H):</b>	100 x 60 x 145mm
<b>Internal Size (W x D x H):</b>	85 x 20 x 130mm

**B - C Key Lock Cash Boxes**  
Model No. **SEE RIGHT**

Sturdy steel construction with rounded corners and reinforced locking catch plate. Fitted with high quality cylinder type lock and supplied with two keys. Hinged lid with recessed handle allowing boxes to be stacked. Features a removable coin tray.

**D - F Key Cabinets with Key Tags**  
Model No. **SEE BELOW**

Seamless steel construction with durable coating for corrosion resistance. Fitted with high quality cylinder type lock and supplied with two keys. Piano hinged door with catch plate gives added security. Supplied with a pack of colour-coded key tags. Includes mounting screws and wall plugs.

Model No:	Key Capacity:	Size (W x D x H):
<b>D SKC20</b>	20	160 x 80 x 200mm
<b>E SKC45</b>	45	240 x 80 x 300mm
<b>F SKC93</b>	93	240 x 80 x 300mm

**G - I Key Tumbler Lock Key Cabinets**  
Model No. **SEE BELOW**

Seamless steel construction with durable coating for corrosion resistance. High quality cylinder type lock with tumbler security system. Piano hinged door with catch plate gives added security. Supplied with number tags. Includes mounting screws and wall plugs. Colour-coded key tags not included (see **J** ).


Model No:	Key Capacity:	Size (W x D x H):
<b>G SKC820</b>	20	160 x 80 x 200mm
<b>H SKC836</b>	36	240 x 80 x 300mm
<b>I SKC857</b>	57	280 x 80 x 370mm



**J Key Tag Assortments**  
Model No. **SEE BELOW**

Assorted colour-coded key tags. Ideal for use in key cabinets for easy referencing.

Model No:	Pack Quantity:
<b>SKTAG25</b>	25
<b>SKTAG50</b>	50



Model No:	Coin Compartments:	Width:	Depth:	Height:
<b>B SCB2</b>	6	200mm	160mm	90mm
<b>C SCB4</b>	9	300mm	240mm	90mm



**20 Keys**

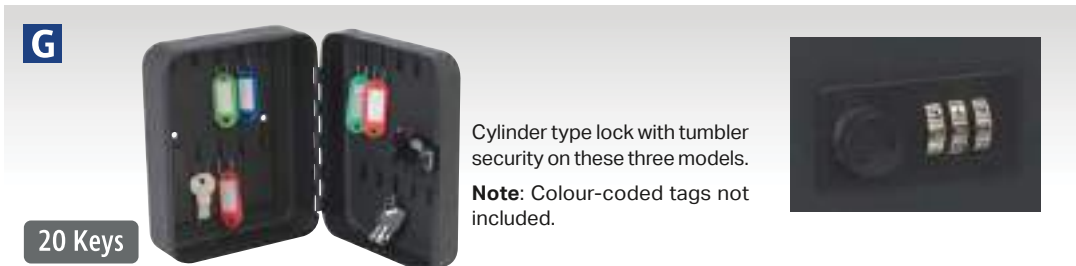
Cylinder type lock with two keys on these three models.



**45 Keys**



**93 Keys**



**20 Keys**

Cylinder type lock with tumbler security on these three models.  
**Note:** Colour-coded tags not included.



**36 Keys**



**57 Keys**





Four Locking Bolts.



Airbag Cabinet

For full details, see page 1007.



**B - D** Key Lock Safes  
Model No. [SEE BELOW](#)

Heavy-duty steel construction with twin locking bolts. Powder coated finish to help prevent corrosion. Compact design, pre-drilled holes and security fixings allow the safes to be fixed to the floor or to the wall and hidden away discreetly. Model No. SKS02 includes a single shelf and Model No. SKS04 two shelves to help utilise the area inside the safe. Supplied with two keys.

Model No:	External Size (W x D x H):	Internal Size (W x D x H):	Thickness Wall/Door:	Shelf Quantity:
<b>B</b> SKS01	350 x 250 x 250mm	345 x 230 x 245mm	2/4mm	n/a
<b>C</b> SKS02	380 x 300 x 300mm	375 x 280 x 295mm	2/4mm	1
<b>D</b> SKS04	350 x 330 x 500mm	345 x 310 x 495mm	2/4mm	2

**E** Electronic Combination Deposit Safe  
Model No. [SECS01DS](#)

Heavy-duty construction with twin locking bolts. Simple to operate electronic keypad accepts numbers between 3 and 8-digits, giving millions of combinations. Features safety deposit slot. Three LEDs show security, power and operating status. Also supplied with two keys for manual override should batteries fail. Includes mounting screws and wall plugs. Batteries not included.

<b>External Size (W x D x H):</b>	350 x 250 x 250mm
<b>Internal Size (W x D x H):</b>	345 x 230 x 245mm
<b>Slot Size (W x H):</b>	145 x 10mm
<b>Thickness Wall/Door:</b>	2/4mm



Safety Deposit Slot

A - G Electronic Combination Safes

Model No. SEE BELOW

Heavy-duty construction with twin locking bolts. Simple to operate electronic keypad accepts numbers between 3 and 8-digits, giving millions of combinations. Three LEDs show security, power and operating status. Also supplied with two keys for manual override should batteries fail. Includes mounting screws and wall plugs. Batteries not included.



Simple to operate electronic keypad accepts numbers between 3 and 8-digits, giving millions of combinations.



Twin locking bolts on all models.



Supplied with two keys for manual override should batteries fail.

Model No:	External Size (W x D x H):	Internal Size (W x D x H):	Thickness Wall/Door:	Shelves:
A SECS00	310 x 200 x 200mm	306 x 182 x 196mm	2/4mm	n/a
B SECS01	350 x 250 x 250mm	346 x 232 x 246mm	2/4mm	n/a
C SECS02	380 x 300 x 300mm	376 x 282 x 296mm	2/4mm	1
D SECS03	450 x 365 x 250mm	446 x 348 x 246mm	2/4mm	n/a
E SECS04	350 x 330 x 500mm	346 x 312 x 496mm	2/4mm	2
F SECS05	380 x 360 x 575mm	376 x 330 x 572mm	2/4mm	2
G SECS06	515 x 480 x 890mm	510 x 470 x 880mm	2/4mm	2



## A - B Truck Boxes

Model No. SEE RIGHT

Manufactured from heavy gauge steel with seam welded joints. Folded lips add strength and rigidity. Box may be secured with a padlock hidden in recess at the front. Tamper-proof locking system protects padlock for extra security. Features industrial strength handles on each side of box for manoeuvrability. Lid features gas support strut(s) for easy opening. Both models are also fitted with welded feet allowing unit to be moved by forklift. Feet have pre-drilled holes for the option of securing in one place or for easy attachment of four heavy-duty castors (optional extra, order Model No. STBWK). Suitable for secure storage of tools and heavy equipment on site, in-vehicle, workshop or at home.



## C Castor Wheel Kit for SSB02E & STB03E

Model No. STBWK

Castor wheel kit for Model No's SSB02E and STB03E. Includes a set of four Ø125mm castor wheels, two of which are locking.

Quantity per Pack:	4
Size:	Ø125mm
Applications:	SSB02E, STB03E



## D - E Truck & Site Boxes

Model No. SEE RIGHT

Manufactured from heavy gauge steel with seam welded joints. Folded lips add strength and rigidity. Enamel finish helps prevent corrosion. Boxes may be secured with a padlock hidden in recess at the front. Features heavy-duty handle on each end of box for manoeuvrability. Lid is secured with locked arm when open. Both models are also fitted with welded feet allowing units to be moved by forklift. Feet have pre-drilled holes for the option of securing in place. Suitable for secure storage of tools and heavy equipment, on site, in-vehicle, workshop or at home.



Model No:	STB03E	SSB02E
Width:	910mm	1220mm
Depth:	430mm	620mm
Height:	560mm	700mm
Weight:	36kg	60kg
Optional Wheel Kit:	STBWK	STBWK



Model No:	STB02	SSB01
Width:	1065mm	1220mm
Depth:	510mm	610mm
Height:	595mm	700mm
Weight:	52kg	62.5kg

### A - B Truck Boxes Model No. SEE BELOW

Welded steel construction with folded lips for added strength and rigidity. These boxes feature recessed heavy-duty handles on the sides and front to aid manoeuvrability. Lid is supported by two gas struts to enable smooth opening and to hold open when required. For added security the boxes feature anti-jimmy bars on the inside and outside. Suitable for secure storage of tools and heavy equipment, on site, in-vehicle, workshop or at home. Supplied with two keyed alike locks and six keys.

Model No:	Width:	Depth:	Height:	Weight:
<b>A STB06</b>	935mm	470mm	450mm	37kg
<b>B STB07</b>	1275mm	470mm	450mm	47kg



### C - D Site Boxes Model No. SEE BELOW

Welded steel construction with folded lips for added strength and rigidity. These boxes feature recessed heavy-duty handles on the sides and front to aid manoeuvrability. Lid is supported by two gas struts to enable smooth opening and to hold open when required. Both models feature welded feet which allow the user to move with either a forklift, pallet truck, or to attach Model No. STVWK (optional castor wheel kit). For added security the boxes feature anti-jimmy seams on the inside and outside. Suitable for secure storage of tools and heavy equipment, on site, in-vehicle, workshop or at home. Supplied with two keyed alike locks and six keys.

Model No:	Width:	Depth:	Height:	Weight:
<b>C SSB06</b>	1125mm	610mm	625mm	78kg
<b>D SSB07</b>	1125mm	610mm	925mm	95kg



### E Tool Vault Model No. STV01

Welded steel construction with folded lips for added strength and rigidity. The tool vault features recessed heavy-duty handles on the sides and front to aid manoeuvrability. Lid is supported by two gas struts to enable smooth opening and to hold open when required. The vault also features welded feet which allow the user to move with either a forklift, pallet truck, or to attach Model No. STVWK (optional castor wheel kit). An additional storage shelf inside the unit is ideal for having tools in clear view and at arms length, ready for the job in hand. For added security the vault features anti-jimmy seams on the inside and outside. Suitable for secure storage of tools and heavy equipment, on site, in-vehicle, workshop or at home. Supplied with two keyed alike locks and six keys.

<b>Width:</b>	1125mm
<b>Depth:</b>	610mm
<b>Height:</b>	1275mm
<b>Weight:</b>	182kg



### F Castor Wheel Kit for SSB06, SSB07 & STV01 Model No. STVWK

Castor wheel kit for Model No's SSB06, SSB07 and STV01. Includes a set of four Ø125mm heavy-duty castor wheels, two of which are locking.

<b>Size:</b>	Ø125mm
<b>Applications:</b>	SSB06, SSB07, STV01



**A - C Steel Storage Chests**

Model No. SEE RIGHT

Manufactured from heavy gauge steel. Supplied flat-packed, saving on freight cost. Quick and easy to assemble with all nuts and bolts hidden from view once unit is built up. Enamel finish helps prevent corrosion. Features a cylindrical lock for added security. Suitable for site, workshop and home use.

	<b>A</b>	<b>B</b>	<b>C</b>
Model No:	SB565	SB765	SB1200
Width:	565mm	765mm	1200mm
Depth:	350mm	350mm	450mm
Height:	320mm	320mm	360mm
Weight:	8.25kg	12kg	20kg

**D 5 Drawer Heavy-Duty Site Box**

Model No. PTB91505

Manufactured from 1.2mm steel, this site box features a lockable front panel which opens in unison with the lid, supported by two gas struts for smooth operation. The box features five ball bearing side drawers (each with 45kg capacity), along with an open top storage space ideal for larger tools and quick access. Heavy-duty handles on either side of the site box aid positioning. Welded feet on the base of the box enable use with either a forklift or pallet truck to move around the work area. The feet are also supplied with pre-drilled holes for securing in place. Suitable for secure storage of tools on site, in-vehicles, workshops or even at home. The site box also doubles up as a bench.

Specification:	Width:	Depth:	Height:
Overall Size:	915mm	505mm	705mm
Small Drawer (x4):	720mm	400mm	45mm
Large Drawer (x1):	720mm	400mm	120mm





Specially designed base and lid enables cases to be stacked efficiently and reduces movement when in transit.

**A - C Rota-Mould Cargo Cases**  
Model No. [SEE BELOW](#)

Rotationally moulded from heavy-duty polypropylene material, which is also UV stabilized and impact resistant. Features a water and dust tight rubber seal along with two side carry handles. Recessed latches for added security to help prevent the use of bolt croppers, latches are also suitable for padlocks (not supplied) allowing additional security. Ideal for the safe storage of tools, electronics and photographic equipment. Cases will not rust or dent and are resistant to water, dust, chemicals and oil. Suitable for a variety of applications including pickup trucks, shipping, storage and use with roof racks. Specially designed base and lid enables cases to be stacked efficiently and reduces movement when in transit.

<b>Model No:</b>	<b>A</b> <b>RMC710</b>
<b>External Dimensions (W x D x H):</b>	710 x 425 x 330mm
<b>Internal Dimensions (W x D x H):</b>	660 x 375 x 250mm
<b>Capacity:</b>	62L
<b>Weight:</b>	8.65kg
<b>Model No:</b>	<b>B</b> <b>RMC870</b>
<b>External Dimensions (W x D x H):</b>	870 x 530 x 425mm
<b>Internal Dimensions (W x D x H):</b>	820 x 500 x 320mm
<b>Capacity:</b>	131L
<b>Weight:</b>	12.5kg
<b>Model No:</b>	<b>C</b> <b>RMC1020</b>
<b>External Dimensions (W x D x H):</b>	1020 x 620 x 510mm
<b>Internal Dimensions (W x D x H):</b>	970 x 600 x 415mm
<b>Capacity:</b>	237L
<b>Weight:</b>	19.3kg



Rubber water/dust seal.



Foam padded carry handles.



**D 4 Drawer & Cupboard 1210mm Mobile Workstation**  
Model No. [AP47PWS](#)

Durable mobile workstation with four drawers and cupboard. Sheet metal drawers with structural foam fronts run on ball bearing drawer slides. Recessed side and rear panels allow for storage baskets to be fitted where necessary. Supplied with four storage baskets. Four heavy-duty 5" composite castors with rubber over mould, two fixed and two swivel with brake. Structural foam handle with tool storage for quick access to frequently used tools. Cupboard door fitted with barrel lock and supplied with two keys.

<b>Overall Size (W x D x H):</b>	1210 x 700 x 1000mm
<b>X-Large Drawer (x4):</b>	360 x 480 x 110mm
<b>Cupboard:</b>	440 x 490 x 610mm