



**CREATIVE
ENGINEERING**

The symbol of quality and trust

Plot no 82/A, New Industrial Estate, Nr. Pani Tanki,
bh. Alidhara Office, opp. Udhna Profile, Road no 6,
Udhna Udhyog Nagar, Udhna, Surat, Gujarat - 394210

An ISO 9001:2015 , FDA and  Certified company



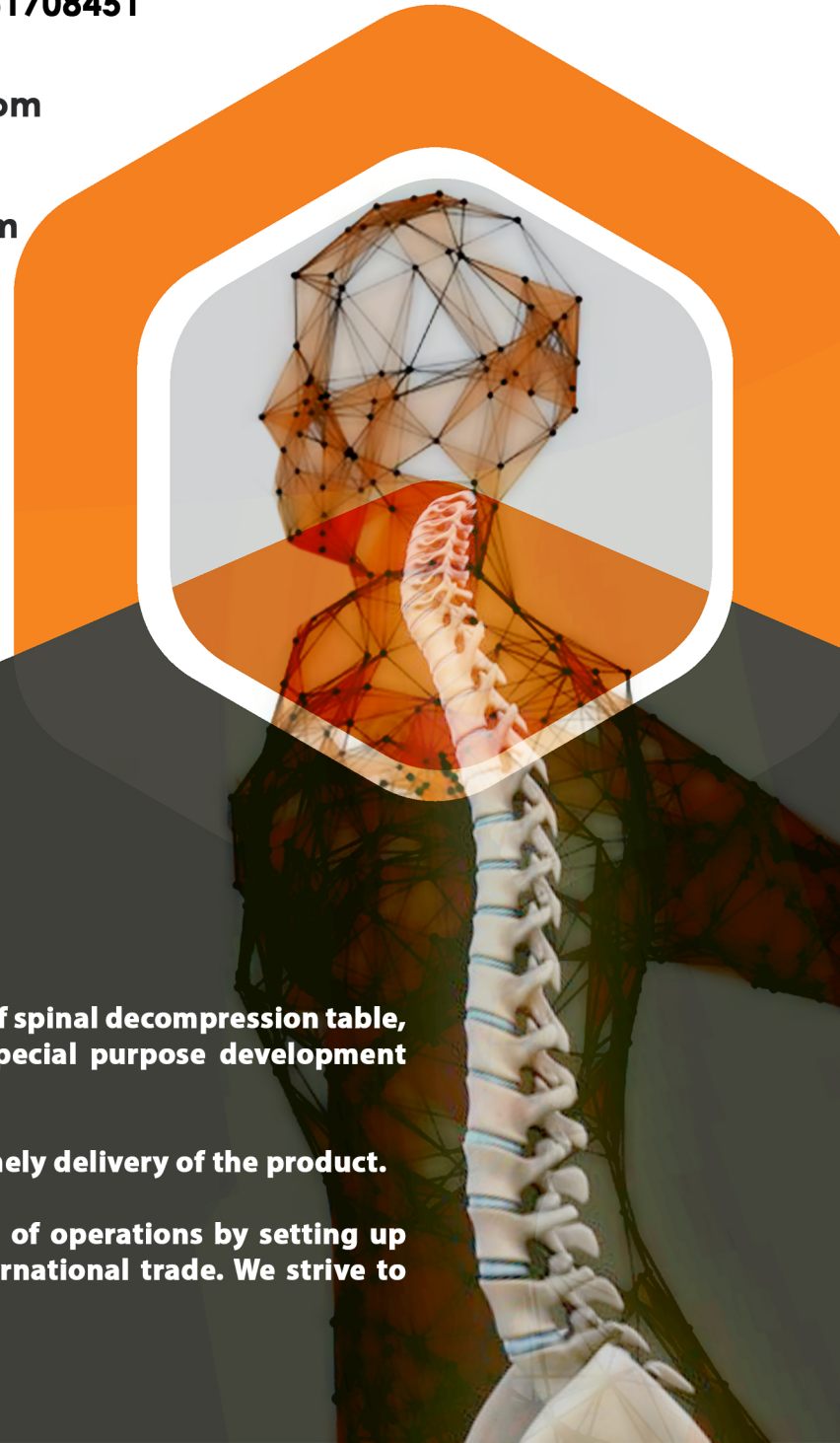
7567362171 | 9726187029 | 6351708451



creativeengineering198@gmail.com



www.creativeengineeringmfg.in
www.creativeengineeringmfg.com



Creative engineering is an Indian Manufacturer of spinal decompression table, chiropractic drop table, reformer Pilates and special purpose development machine since 2015.


Our Objectives is a Customer satisfaction and timely delivery of the product.

We continue to strive for excellence in our field of operations by setting up high quality standards as per the norms of international trade. We strive to achieve complete customer satisfaction.

CHIROPRACTIC AIR DROP TABLE :-


Chiropractic air drop table is operated by air no need to give a mechanical effort. In this table we can load the drop by just pressing foot press switch or push button.

This system is easy to operate and comfortable for female operating doctor. Also easy for doctors to treat a heavy weight patient.



ADJUSTABLE HEADPIECE

Headpiece is adjustable for provide a comfort head rest.




ADJUSTABLE HAND REST

Fully adjustable arm resting handle



ADJUSTABLE TABLE HEIGHT

All treatment is done at different height so we provide table height is easily adjustable by remote from 22 inch to 30 inch.



ANKLE SUPPORT

Adjustable ankle support to move according the need

-: SPECIAL FEATURES :-



CERVICAL WITH DOUBLE DROP



THORACIC DROP



LUMBAR DROP



PELVIC DROP

CUSHION WITH DOUBLE LAYER FOAM

The first layer has high density foam to give a firm base to assist with the drop technique and the secondary layer is thin soft foam to provide patient comfort.



PRESSING SWITCH

Easy to load a drop by just pressing a switch



TENSIONAL KNOB

Each drop tensional by knob



FOOT PRESS SWITCH

Easy to load a repetitive drop by using foot press switch.

- Strong & stable construction
- Cervical with double drop system
- Regzin color depends on doctor choice.
- Used professional medical actuator, low noise, stability and strong.
- Dimension : Length 70 inch , Width 28 inch , Height 22 to 30 inch adjustable

-: PORTABLE DROP :-

• PORTABLE LUMBAR-PELVIC DROP :-

Dimensions (L*B*H) = 25*13*4 inch.


Weight = 5 kg.

Drop height = 14mm

Straight drop with adjustable tension.

Both side hand lever.

Taper height 40mm.



• PORTABLE CERVICAL DROP :-

Dimensions (L*B*H) = 14*13*5 inch

Weight = 4 kg.

Drop height = 14 mm

Double drop system

Adjustable drop tension system

One side hand lever



• PORTABLE KNEE DROP

Dimensions (L x B x H) = (8 x 9 x 3)

Weight = 15 kg.

Drop height = 8mm

Adjustable drop tension system

One side hand lever

