



# Product Catalogue

## Hollow Rotary Tables

Help you realize the desire of precision product conception



# Product Photo

产品图片

**HRT Series**



01

**HRTZ Series**



23

**HRM Series**



28

**HRTK Series**



35

**HRH Series**



45

## CONTENTS

<b>HRT Series</b>	<b>Large Aperture Hollow Rotary Table</b>	
	HRT-60	P02
	HRT-85	P05
	HRT-130	P12
	HRT-200	P17
	HRT-280	P21
<b>HRTZ Series</b>	<b>Heavy-duty Hollow Rotary Table</b>	
	HRTZ-200	P26
<b>HRM Series</b>	<b>Right Angle Hollow Rotary Table</b>	
	HRM-130	P31
	HRM-180	P33
	HRM-225	P35
	HRM-260	P37
<b>HRTK Series</b>	<b>Steel Housing Hollow Rotary Table</b>	
	HRTK-130	P40
	HRTK-200	P42
	HRTK-280	P44
<b>HRH Series</b>	<b>Hypoid Hollow Rotary Table</b>	
	HRH-60	P50
	HRH-120	P53
	HRH-165	P55
<b>Instructions</b>	How to Connect Motor	P57
	Installation Instruction	P59

## 中空旋转平台

### 圆周定位的最佳选择

### The Best Choice For Circumferential Positioning

通过运用高精度的齿轮传动，能够实现任意角度位置的定位，让您不再为旋转定位时固定的工位位置而烦恼。两个小孔是连接光电开关，方便电气中的零点控制。

Through the use of high-precision gear transmission, it can realize the positioning at any angle position, so that you are no longer worried about the fixed position of the rotating positioning. The two small holes are connected to the photoelectric switch, which is convenient for zero point control in the electric.

HRTZ系列中间设有防倾覆稳定环，能大大增强倾覆力矩，有效解决侧装吊装等承载问题。

The HRTZ series is equipped with an anti-overturning stability ring in the middle, which can greatly enhance the overturning moment and effectively solve the load-bearing problems such as side-mounted hoisting.

与分割器结构类似、运用独特的轴承结构，不需要增加额外的支撑系统。即可将负载直接放置在中空旋转平台盘面上传动，并且较大的中孔结构设计能够使您的布线更加便捷。

Similar to the splitter structure, it uses a unique bearing structure and does not require additional support systems. The load can be directly placed on the hollow rotating platform for transmission, and the larger hole structure design can make your wiring more convenient.

底部与伺服电机或步进电机的安装与设计完美匹配，并且可以按照你的要求定制安装设计，使您在选择伺服电机或步进电机时更加任意。

The bottom is perfectly matched with the installation design of the servo motor or stepper motor, and the installation design can be customized according to your requirements, allowing you to be more arbitrary when choosing a servo motor or stepper motor.

水平的结构与定位销钉的设计，让您的安装更加方便、精准。

The horizontal structure and the design of positioning pins make your installation more convenient and accurate.

## Features 产品特点

### 中空结构 Hollow structure

中空旋转平台的转盘为中空结构，电机连接在侧边，方便治具中的气管、电线安装。与分割器和DD马达相同，可将重物直接固定在平台上传动。且我司成功研发HRMD系列直角中空旋转平台，有效解决了由之前高度空间受限导致安装空间不够等问题。

The turntable of the hollow rotating platform is a hollow structure, and the motor is connected to the side, which is convenient for the installation of the gas pipe and the wire in the jig. Same as the divider and the DD motor, the heavy objects can be directly fixed on the platform for transmission. In addition, our company successfully developed the HRMD series of right-angle hollow rotating platforms, which effectively solved the problem of insufficient installation space caused by the previous limited height and space.

### 马达任意配置，速比任意选择

The motor of any configuration, arbitrarily selected ratio

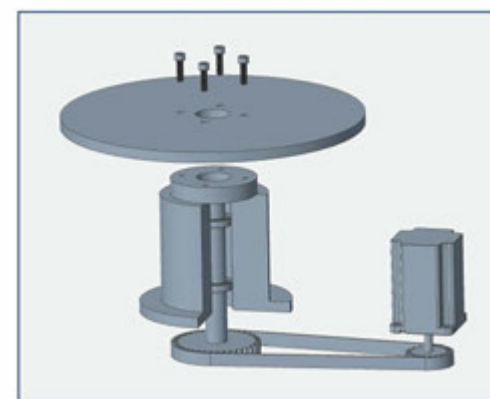
汉昇中空旋转平台通过定制法兰及输入轴孔的方式灵活变换接口尺寸大小，适合连接任意品牌的伺服电机、步进电机。市场标准速比很单一，由输入齿轮跟输出齿轮比例产生速比，我司通过设计采用多级齿轮传动方式，实现了同一转台多个速比，相同速比下我司承载扭矩更大等特点。

Hansheng hollow rotating platform can flexibly change the size of the interface by customizing the flange and input shaft hole, which is suitable for connecting servo motors and stepping motors of any brand. The market standard speed ratio is very single. The ratio is produced by the ratio of the input gear to the output gear. Through the design of multi-stage gear transmission, our company has achieved multiple speed ratios on the same turntable, and our company has the characteristics of greater torque capacity under the same speed ratio.

### 适用于多工况 Suitable for multiple working conditions

考虑到产品使用时的侧向力等问题，我们汉昇设计采用交叉滚子轴承，并且中间设有防倾覆稳定环。以便更好地承受使用过程中的侧向力负载。根据侧装、吊装以及倾覆力较大的工况，我公司单独设计了一款HRTZ系列重载型中空旋转平台减速机。

Taking into account the lateral force when the product is in use, we Hansheng design adopts cross-roller bearings, and there is an anti-overturning stability ring in the middle. In order to better bear the lateral load during use. According to the working conditions of side mounting, hoisting and large overturning force, our company separately designed a HRTZ series heavy-duty hollow rotating platform reducer.



皮带轮+机构部件再连接电机

Pulley + mechanism parts and then connected to the motor

### 加工工艺 Processing technology

汉昇中空旋转平台本体采用铝合金材料，经高精度CNC加工，以确保各部位的精度。齿轮采用渗碳热处理及研磨的工艺，加工后可达到5级齿轮精度，并且其表面硬度可达到58-62HRC。产品组装完成后，会再进行一道研磨工序，以确保端面的平行度和垂直度达到一丝以内的跳动。

The main body of Hansheng hollow rotating platform is made of aluminum alloy and processed by high-precision CNC to ensure the accuracy of each part. The gear adopts the process of carburizing heat treatment and grinding. After processing, it can reach the gear accuracy of grade 5, and its surface hardness can reach 58-62HRC. After the product is assembled, another grinding process will be carried out to ensure that the parallelism and perpendicularity of the end face reaches within a trace of run out.

### 重复定位精度高 High repeat positioning accuracy

汉昇中空旋转平台部分齿轮精度等级达4级，使得中空旋转平台的空回极小，并且我司通过可调节齿轮中心距的设计，弥补装配时产生的误差，重复定位精度可达到10弧秒以下。

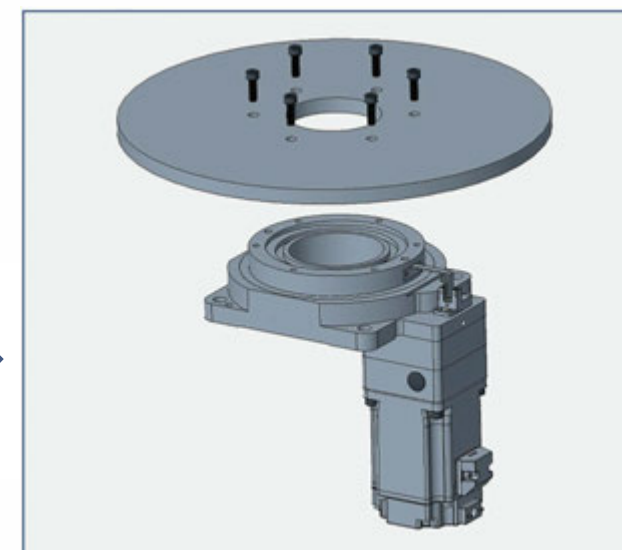
The precision level of some gears of Hansheng hollow rotating platform reaches level 4, which makes the hollow return of the hollow rotating platform extremely small, and our company uses the design of adjustable gear center distance to compensate for the error generated during assembly. The repeat positioning accuracy can reach 10 arc seconds. the following.

### 直接连接——节省设计工时

Direct connection-save design time

可直接将装置的工作台及机械手臂安装在中空旋转平台转盘上。与使用皮带轮等机构零件时相比，可减少机构设计、零件调配、皮带状态调节等的工时与费用。

The working table and mechanical arm of the device can be directly installed on the hollow rotating platform turntable. Compared with the use of belt pulleys and other mechanical parts, it can reduce the man-hours and costs of mechanism design, parts allocation, and belt state adjustment.



中空旋转平台直接连电机

The hollow rotating platform is directly connected to the motor

# HRT Series

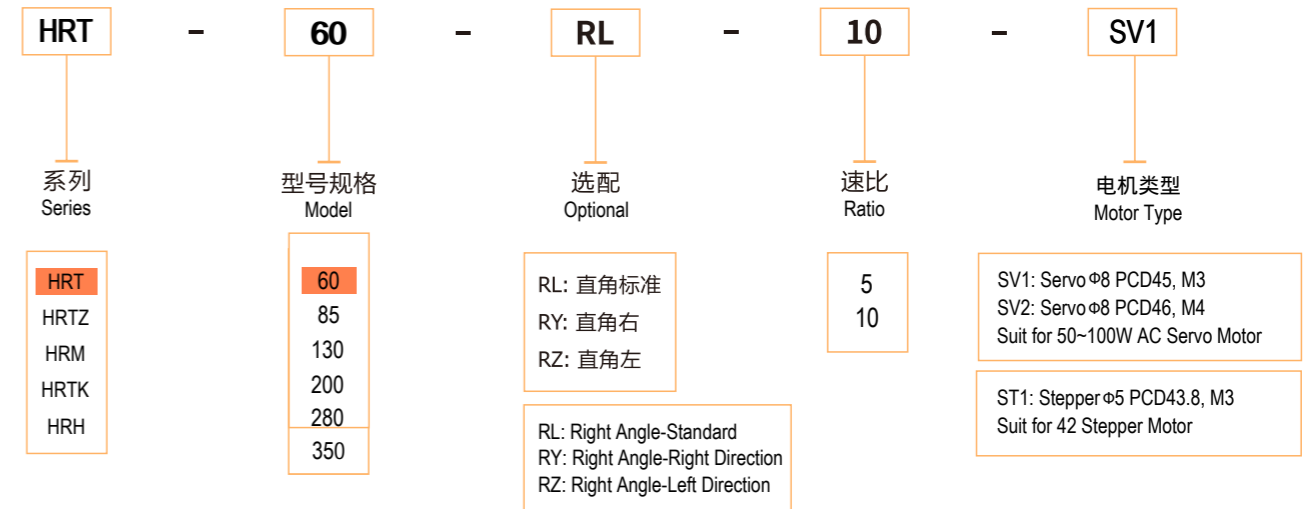
Large Aperture Hollow Rotary Table  
大孔径中空旋转平台



01

## 订货型号表示

### Ordering Representation



## 技术参数

### Technical Parameter

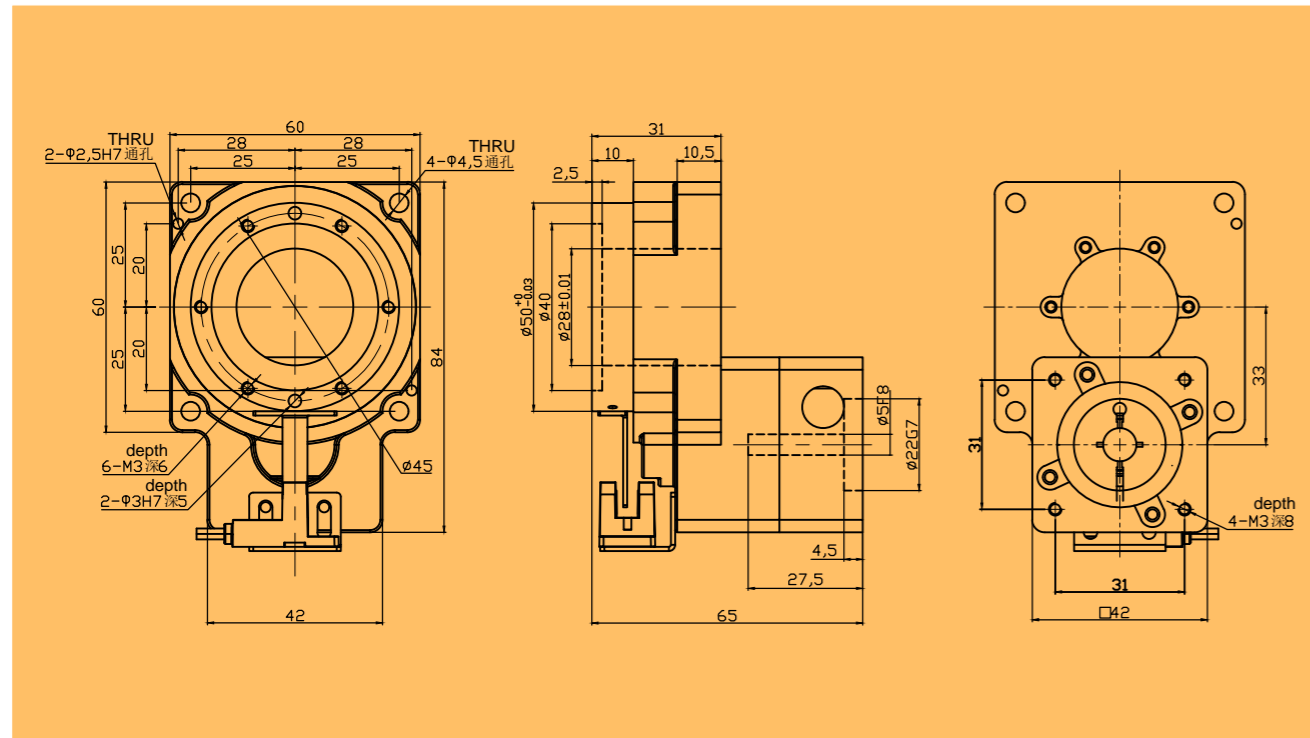
型号 Model		HRT60		HRT60RL/R/RZ		
轴承结构 Bearing structure		交叉滚子轴承 Cross roller bearing				
减速比 Reduction ratio	I	5	10	10	15	25
额定输出扭矩 Rated output torque	N.m	9	6	9	9	9
最大输出扭矩 Output torque	N.m	3倍额定扭矩 3 Times rated torque				
定位精度 Positioning accuracy	arc-min	≤ 1.5		≤ 3		
反复定位精度 Repeated positioning accuracy	arc-sec	≤ 15		≤ 30		
容许盘面转速 Allowable disk speed	rpm	200 (间歇运转) Intermittent operation				
适配伺服马达 Adapt to servo motor	W	50-100				
适配步进马达 Suitable for stepping motor		42 步进 Stepper				
容许轴向负载 Allowable axial load	N	230				
容许惯性力矩 Allowable moment of inertia	N.m	5				
扭转刚性 Torsional rigidity	N.m/arcmin	2.5				
齿隙 Backlash		无齿隙 (可调节结构) No backlash (Adjustable structure)				
精度寿命 Accuracy life	h	30000h (间歇运转) Intermittent operation				
防护等级 Protection level	IP	50				
润滑方式 Lubrication method		长效润滑 Long-term lubrication				
安装方式 Installation method		任意 Arbitrary				
旋转平台同心度 Concentricity of rotating platform	mm	≤ 0.01				
旋转平台平行度 Parallelism of rotating platform	mm	≤ 0.01				
传动效率 Transmission efficiency	%	95		90		
噪音 Noise	db	≤ 55		≤ 57		
重量 Weight	kg	0.6		1.2		
设计承重 Design load	kg	7	5	7		

\* 以上技术参数仅供参考，实际根据客户提供的数据，会出具相关的技术参数及尺寸。

The above data is for reference only. Based on the data provided by the customer, relevant technical parameters and dimensions will be provided.

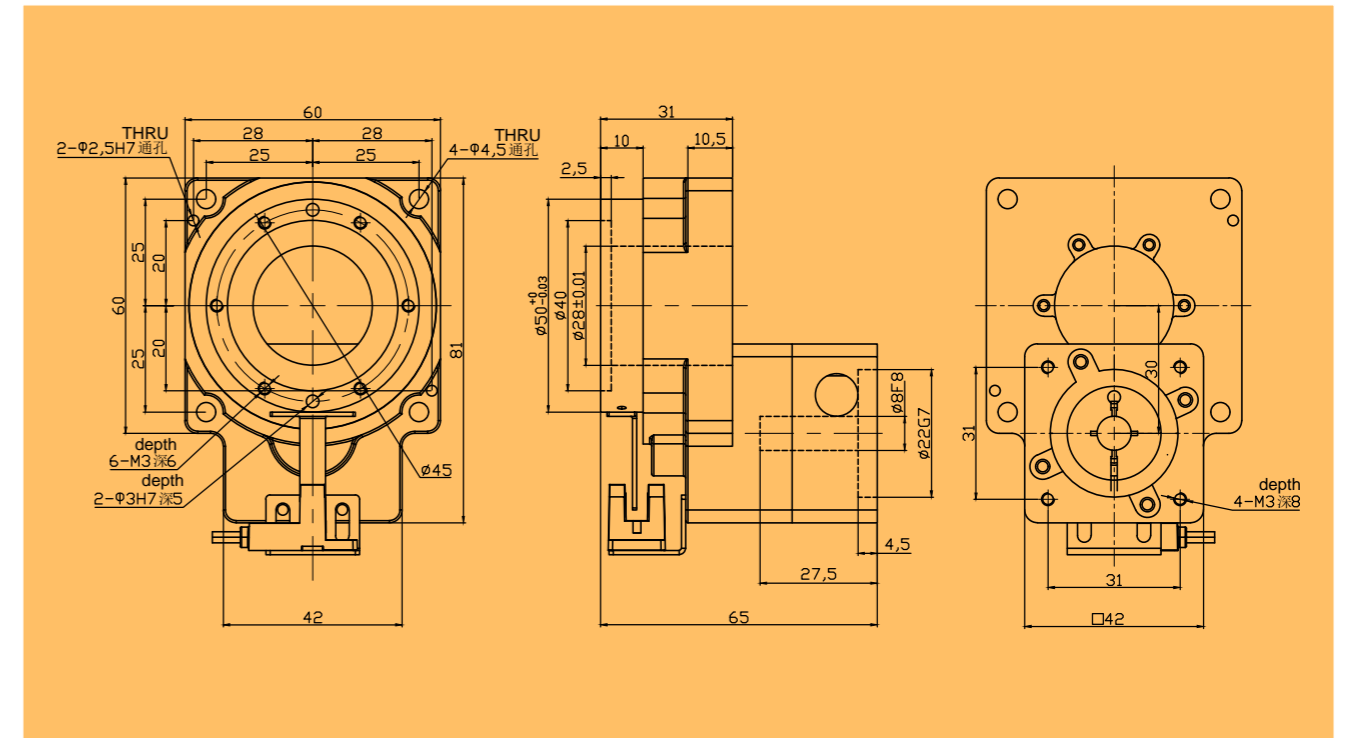
外形尺寸图表  
Outline dimensional

HRT60-5 配42步进接口 for 42 Stepper Interface

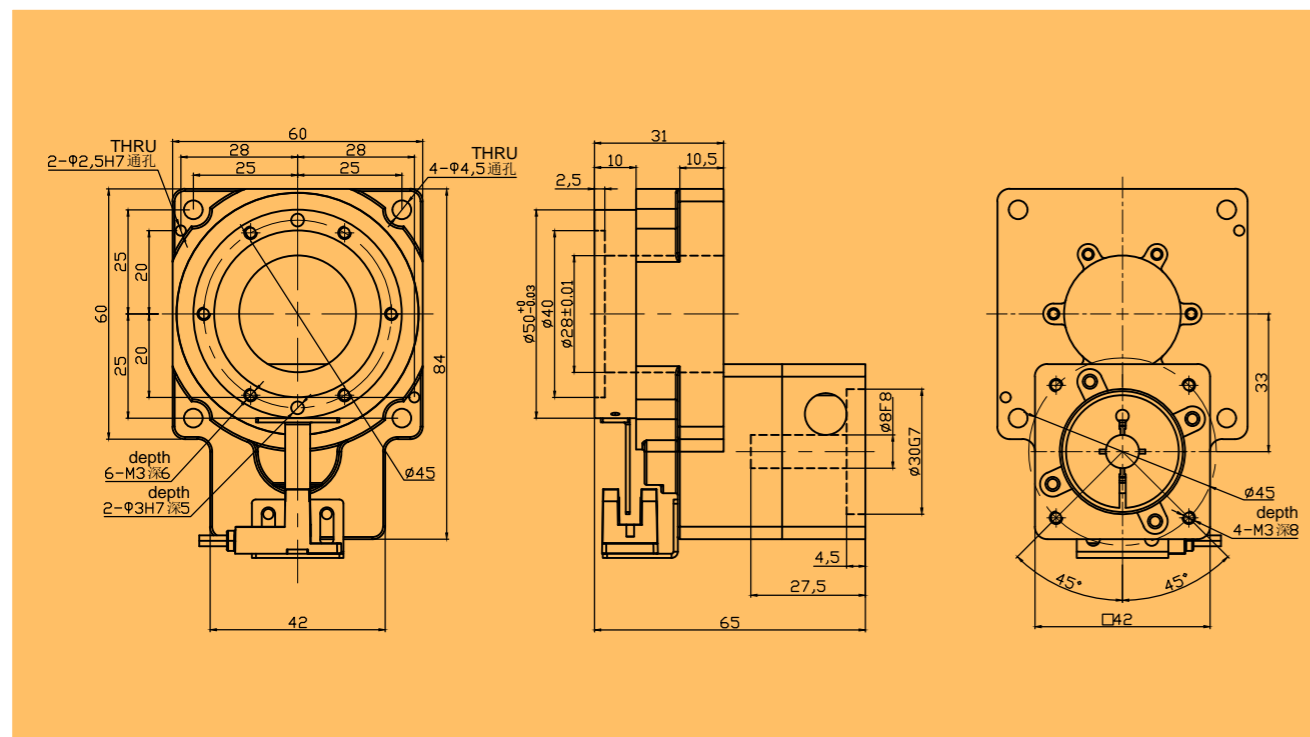


外形尺寸图表  
Outline dimensional

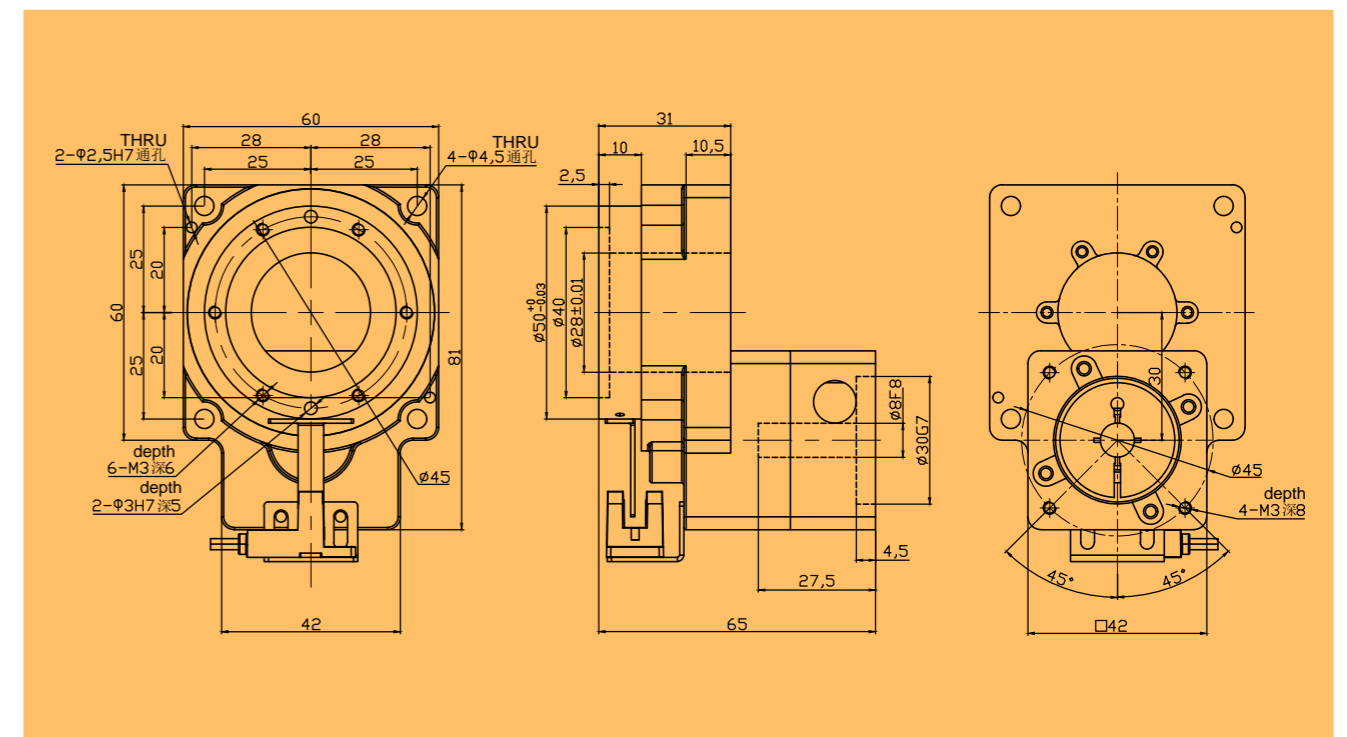
HRT60-10 配42步进接口 for 42 Stepper Interface



HRT60-5 配100W伺服接口 for 100W Servo Interface



HRT60-10 配100W伺服接口 for 100W Servo Interface

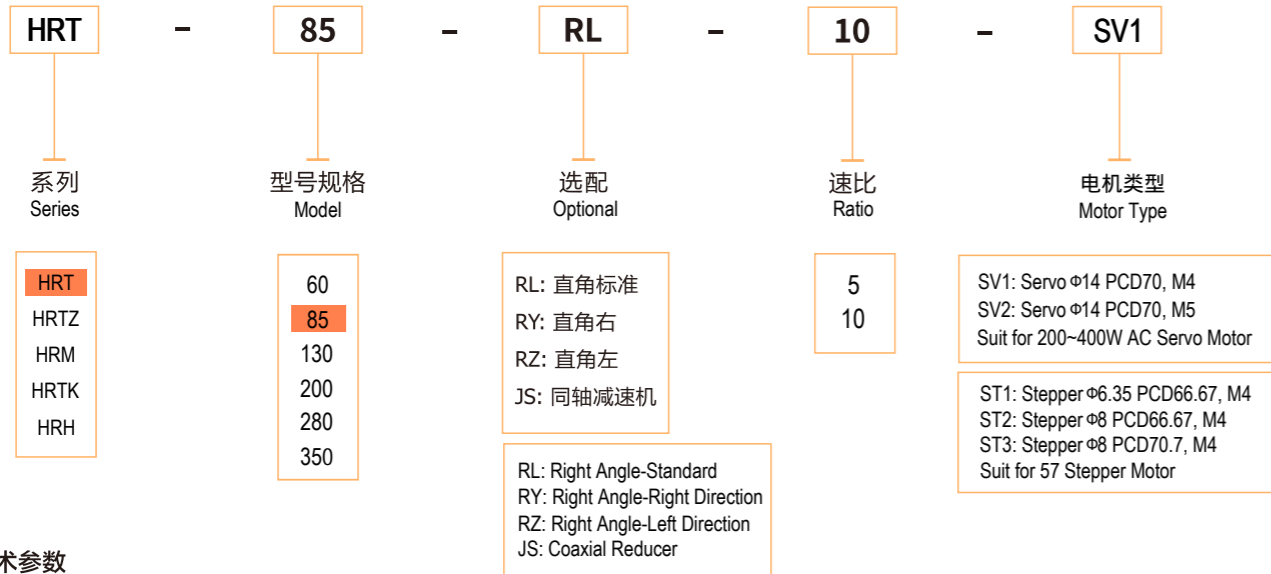


\* 以上技术参数仅供参考，实际根据客户提供的数据，会出具相关的技术参数及尺寸。  
The above data is for reference only. Based on the data provided by the customer, relevant technical parameters and dimensions will be provided

\* 以上技术参数仅供参考，实际根据客户提供的数据，会出具相关的技术参数及尺寸。  
The above data is for reference only. Based on the data provided by the customer, relevant technical parameters and dimensions will be provided



### 订货型号表示 Ordering Representation



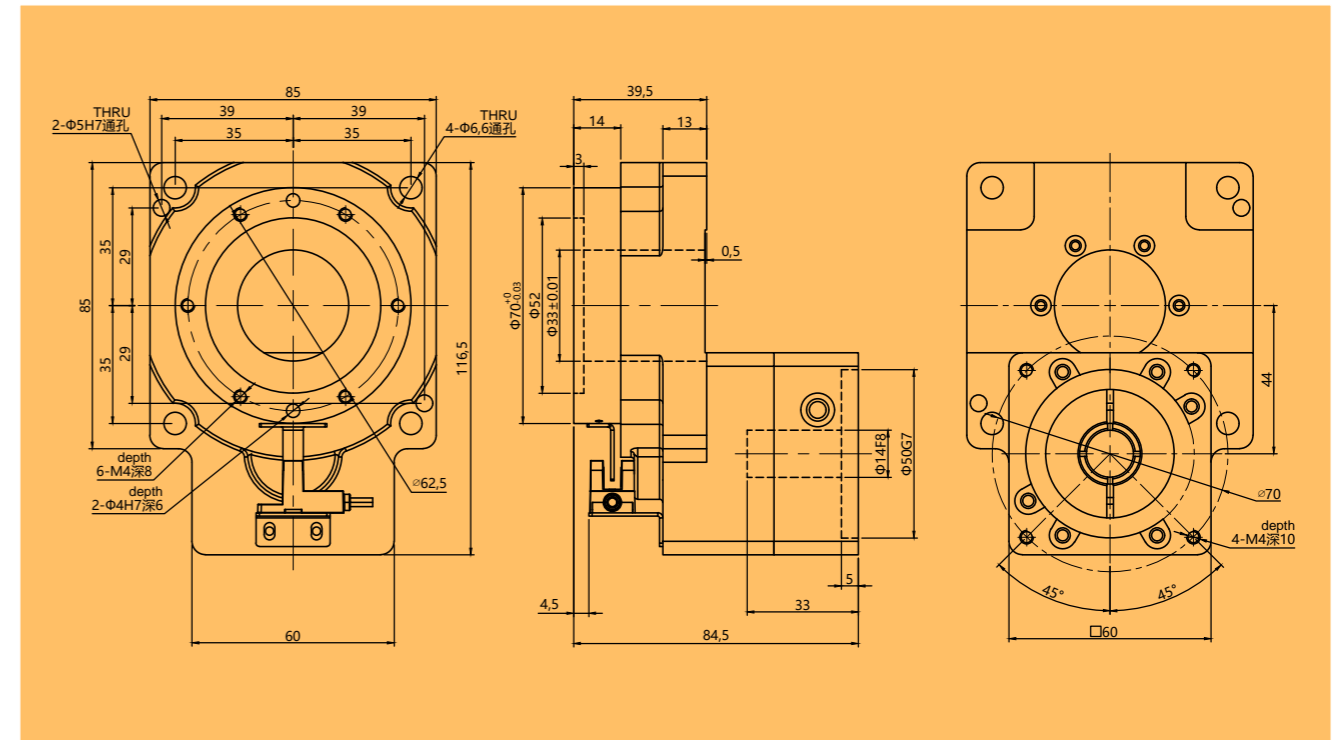
### 技术参数 Technical Parameter

型号 Model		HRT85	HRT85RL/RY/RZ(JS)						
轴承结构 Bearing structure		交叉滚子轴承 Cross roller bearing							
减速比 Reduction ratio	I	5	10	15	20	25	35	50	
额定输出扭矩 Rated output torque	N.m	28	18	28	28	28	28	28	
最大输出扭矩 Output torque	N.m	3倍额定扭矩 3 Times rated torque							
定位精度 Positioning accuracy	arc-min	$\leq 1$			$\leq 3$				
反复定位精度 Repeated positioning accuracy	arc-sec	$\leq 15$			$\leq 30$				
容许盘面转速 Allowable disk speed	rpm	200 (间歇运转) Intermittent operation							
适配伺服马达 Adapt to servo motor	W	200-400							
适配步进马达 Suitable for stepping motor		57 步进 Stepper							
容许轴向负载 Allowable axial load	N	500							
容许惯性力矩 Allowable moment of inertia	N.m	10							
扭转刚性 Torsional rigidity	N.m/arcmin	6							
齿隙 Backlash		无齿隙 (可调节结构) No backlash (Adjustable structure)							
精度寿命 Accuracy life	h	30000h (间歇运转) Intermittent operation							
防护等级 Protection level	IP	50							
润滑方式 Lubrication method		长效润滑 Long-term lubrication							
安装方式 Installation method		任意 Arbitrary							
旋转平台同心度 Concentricity of rotating platform	mm	$\leq 0.01$							
旋转平台平行度 Parallelism of rotating platform	mm	$\leq 0.01$							
传动效率 Transmission efficiency	%	95			90				
噪音 Noise	db	$\leq 55$			$\leq 60$				
重量 Weight	kg	1.4			2.6				
设计承重 Design load	kg	18			28				

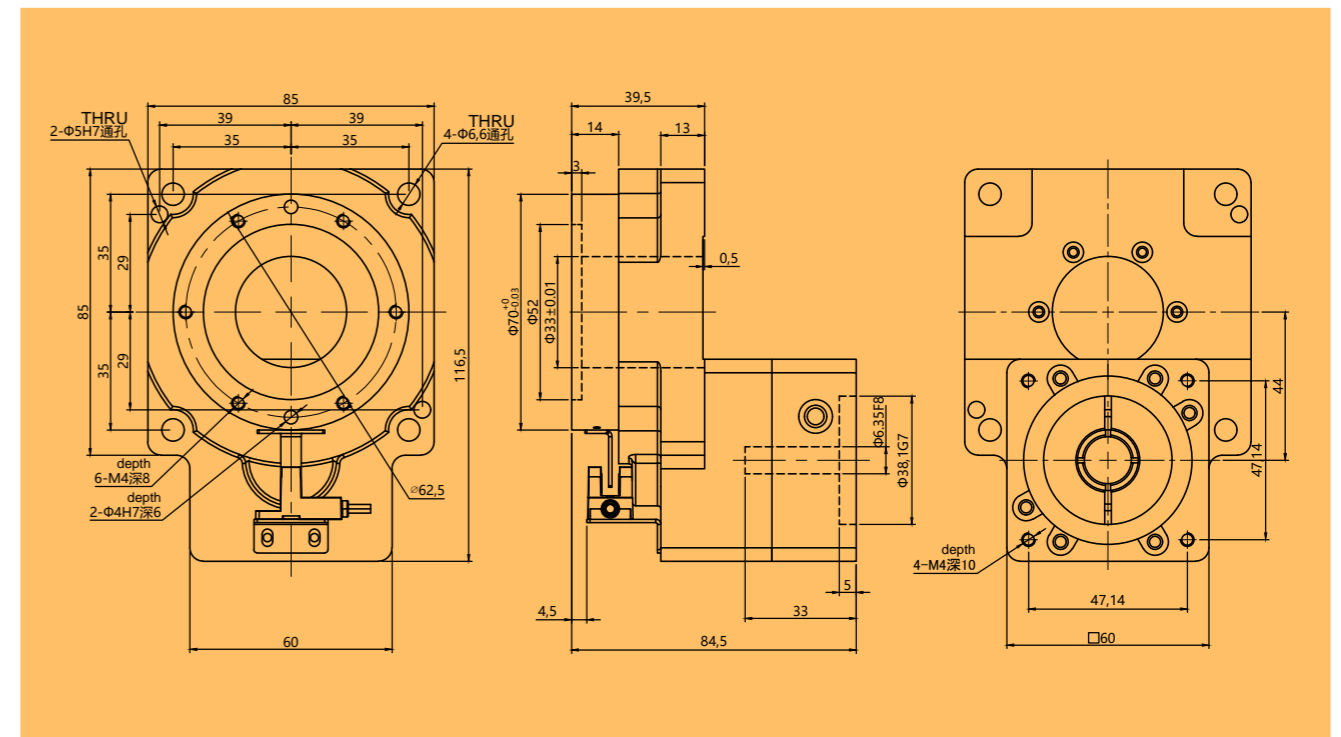
注 HRT85JS系列速比有15/20/25/35/50等。额定输出扭矩40N.m。  
 The speed ratio of HRT85JS series is 15/20/25/35/50 etc. The rated output torque is 40N.m.

### 外形尺寸图表 Outline dimensional

HRT85-5 配400W伺服接口 for 400W Servo Interface



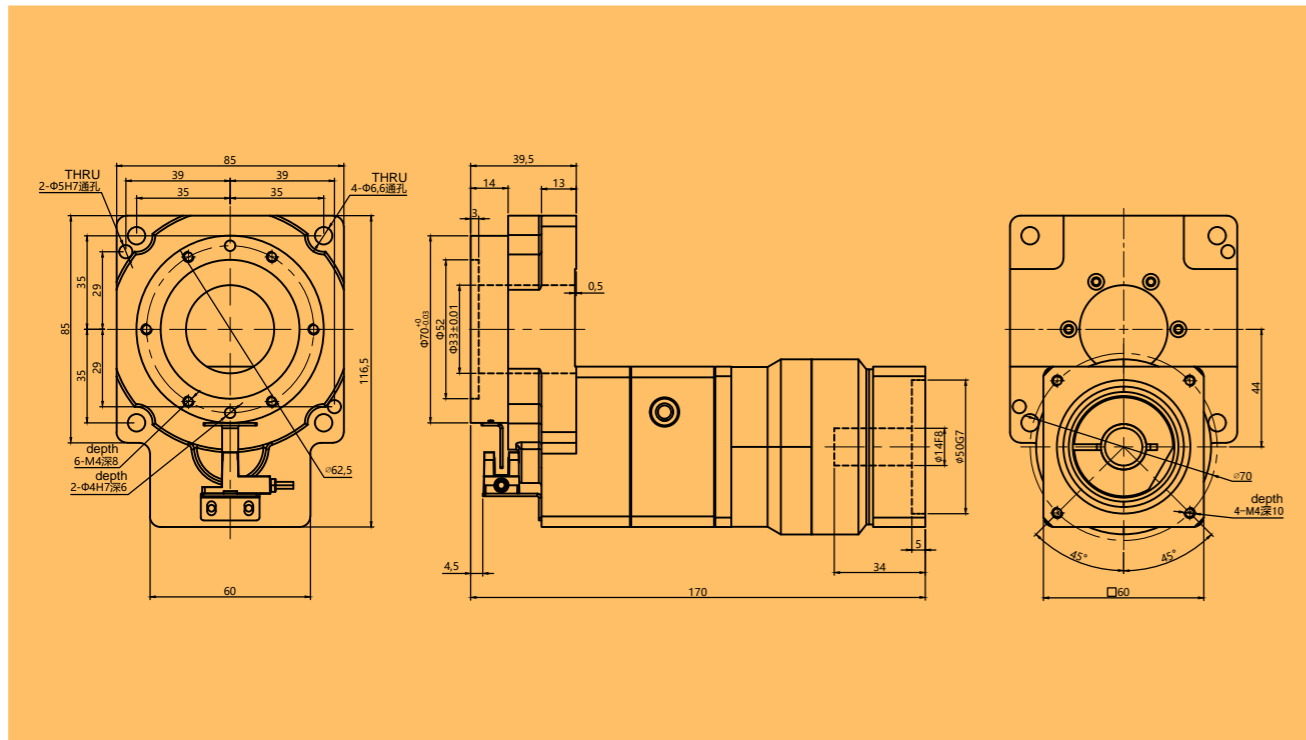
HRT85-5 配57步进接口 for 57 Stepper Interface



\* 以上技术参数仅供参考，实际根据客户提供的数据，会出具相关的技术参数及尺寸。  
 The above data is for reference only. Based on the data provided by the customer, relevant technical parameters and dimensions will be provided.

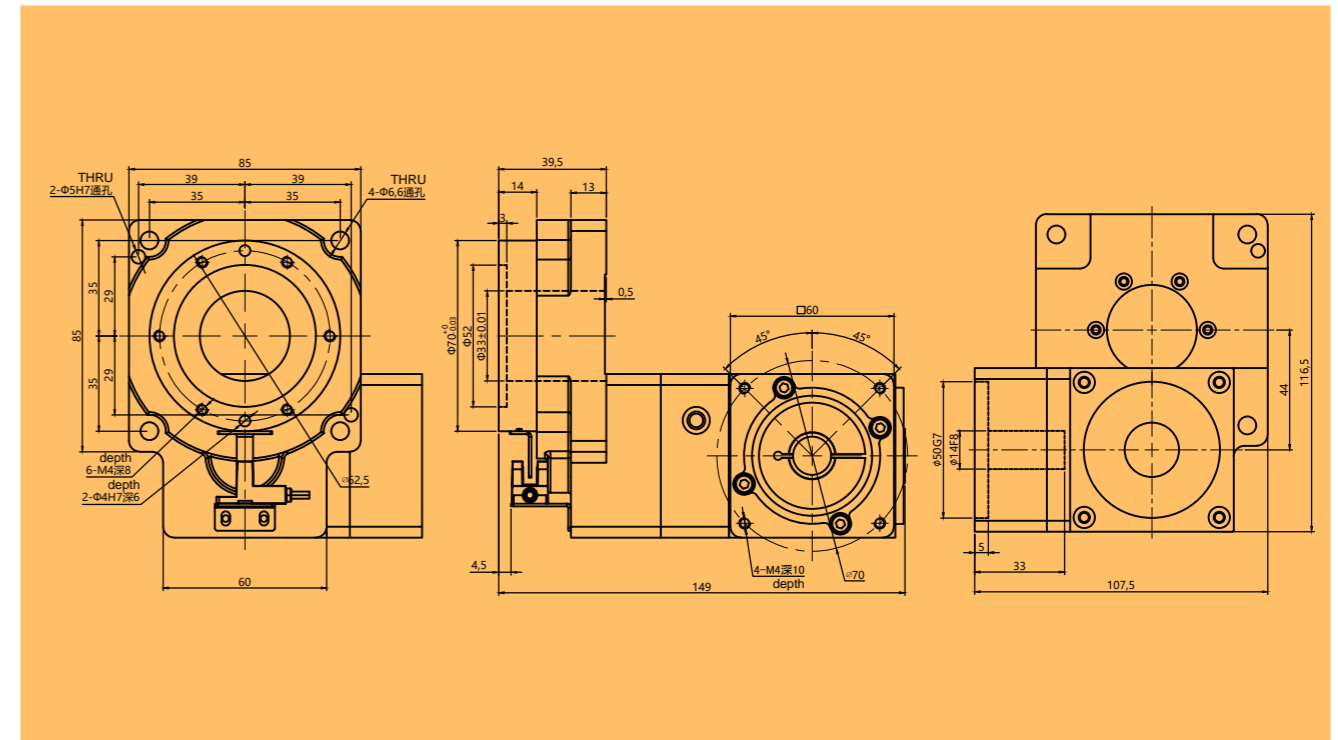
外形尺寸图表  
Outline dimensional

HRT85JS-5 配400W伺服接口 for 400W Servo Interface

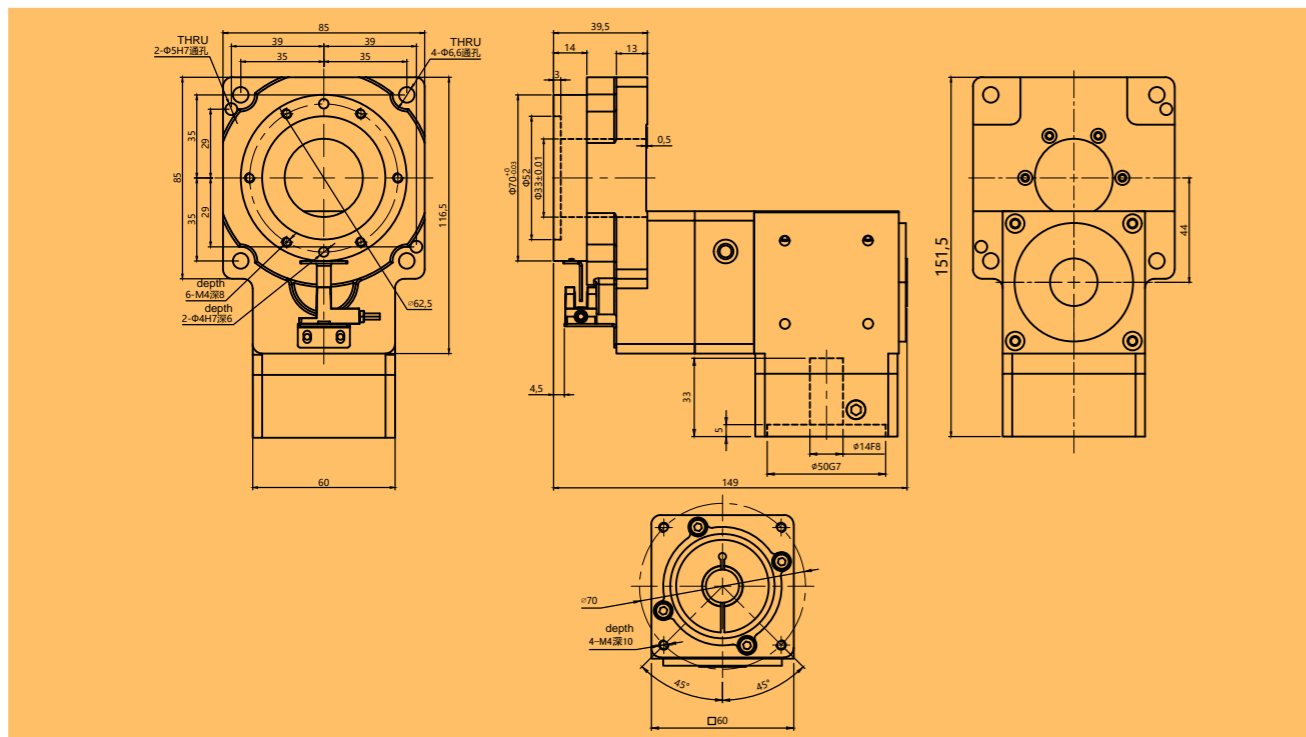


外形尺寸图表  
Outline dimensional

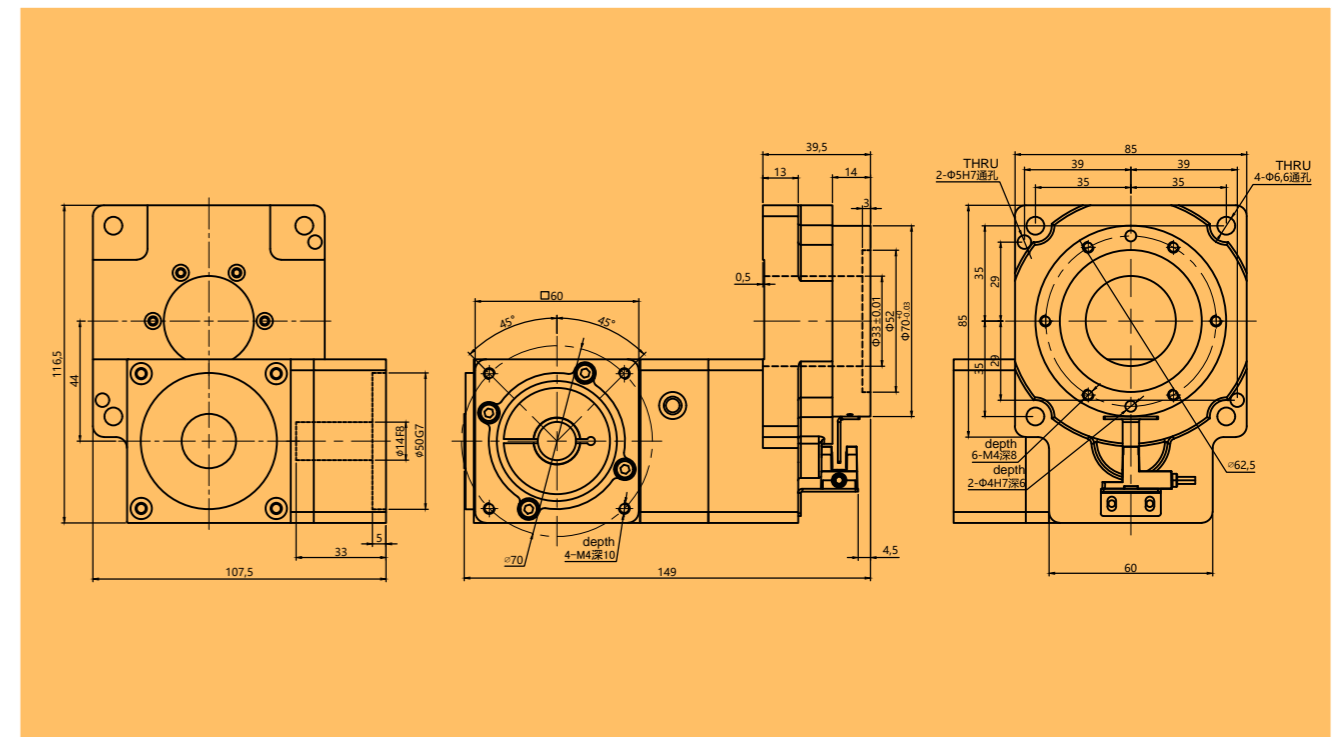
HRT85RY-5 配400W伺服接口 for 400W Servo Interface



HRT85RL-5 配400W伺服接口 for 400W Servo Interface



HRT85RZ-5 配400W伺服接口 for 400W Servo Interface

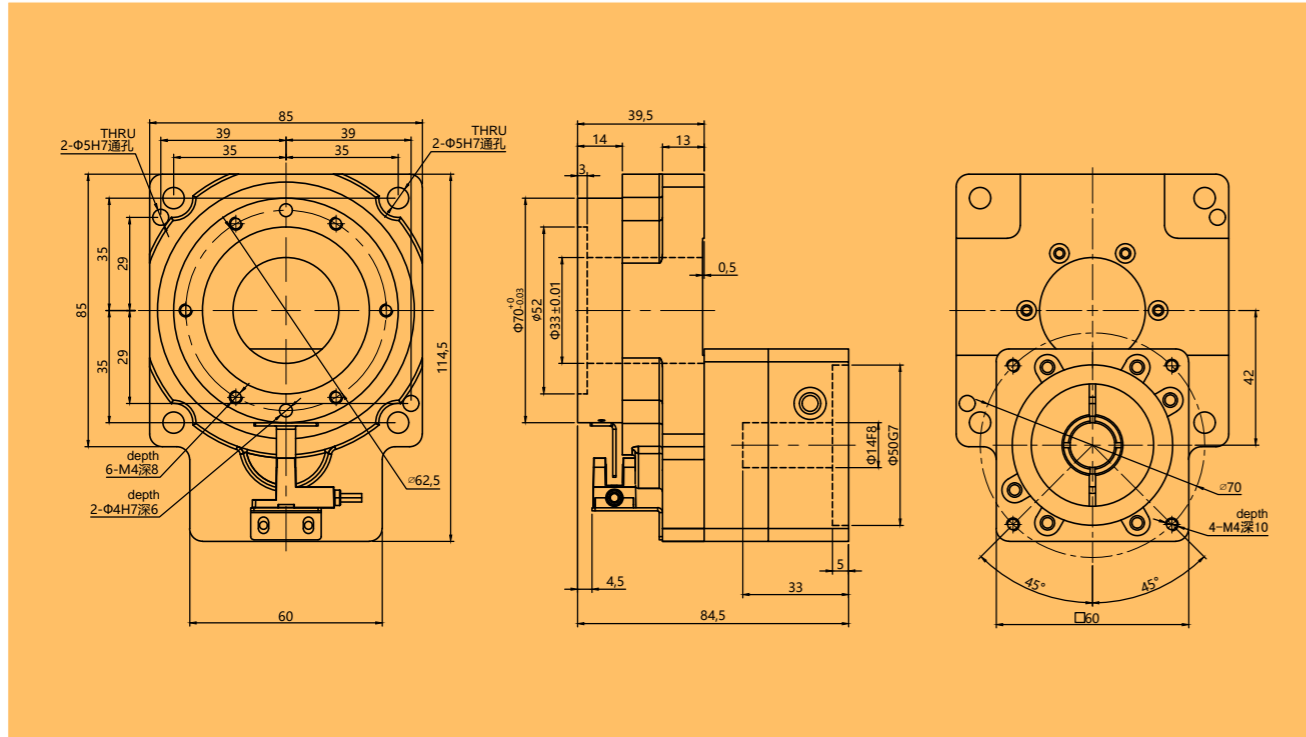


\* 以上技术参数仅供参考，实际根据客户提供的数据，会出具相关的技术参数及尺寸。  
The above data is for reference only. Based on the data provided by the customer, relevant technical parameters and dimensions will be provided

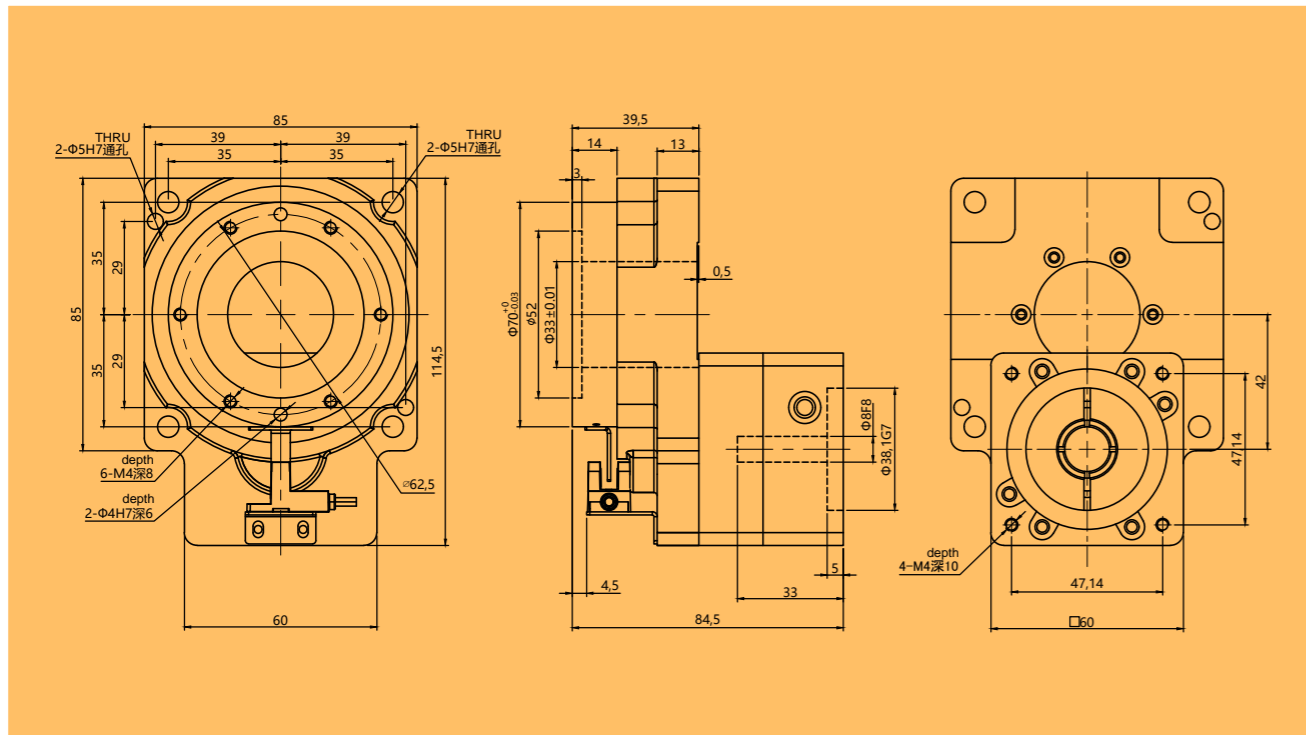
\* 以上技术参数仅供参考，实际根据客户提供的数据，会出具相关的技术参数及尺寸。  
The above data is for reference only. Based on the data provided by the customer, relevant technical parameters and dimensions will be provided

外形尺寸图表  
Outline dimensional

HRT85-10 配400W伺服接口 for 400W Servo Interface



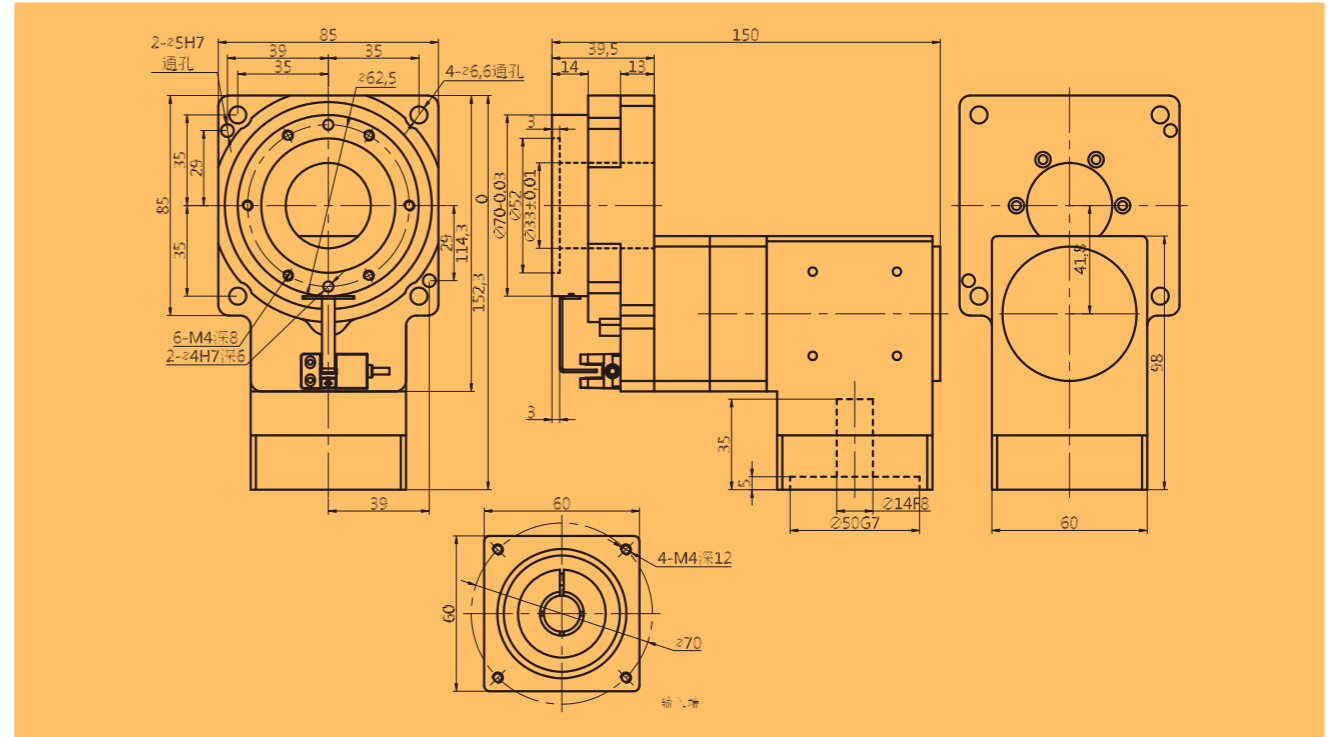
HRT85-10 配57步接口 for 57 Stepper Interface



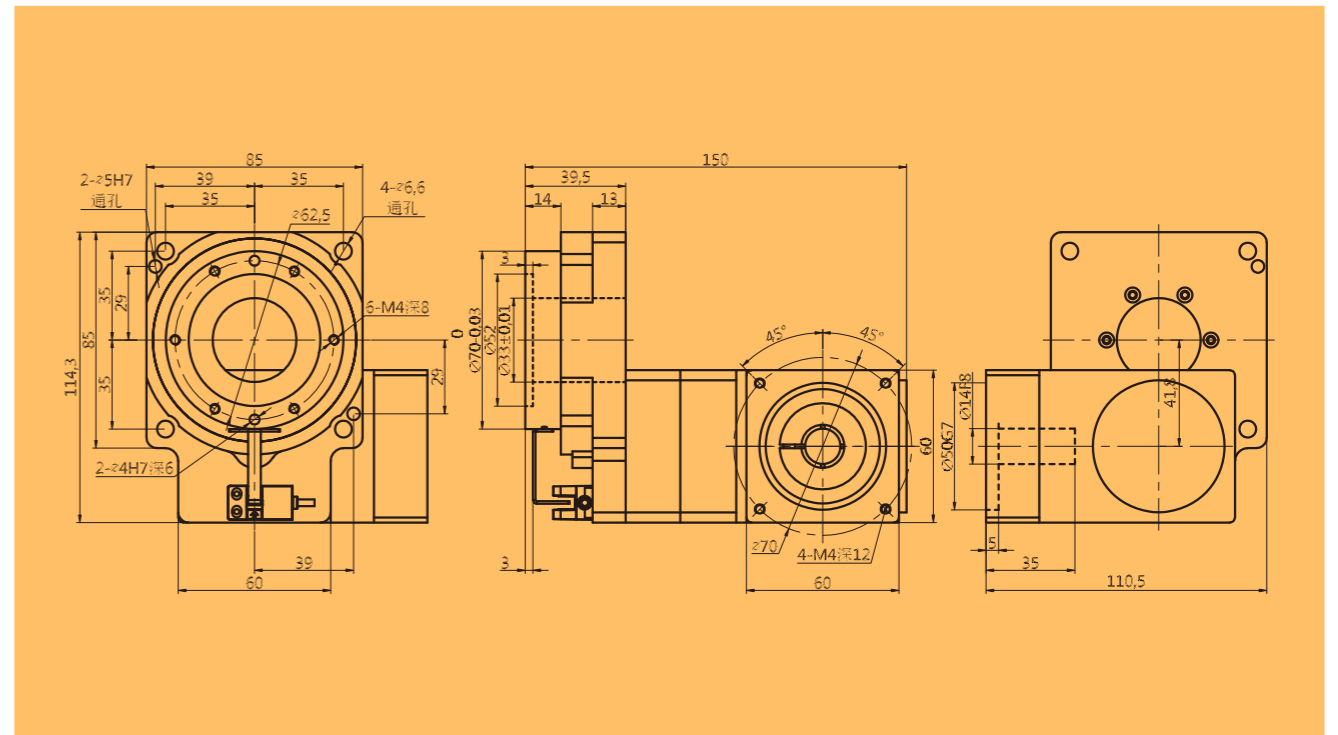
\* 以上技术参数仅供参考, 实际根据客户提供的数据, 会出具相关的技术参数及尺寸。  
The above data is for reference only. Based on the data provided by the customer, relevant technical parameters and dimensions will be provided

外形尺寸图表  
Outline dimensional

HRT85RL-10 配400W伺服接口 for 400W Servo Interface



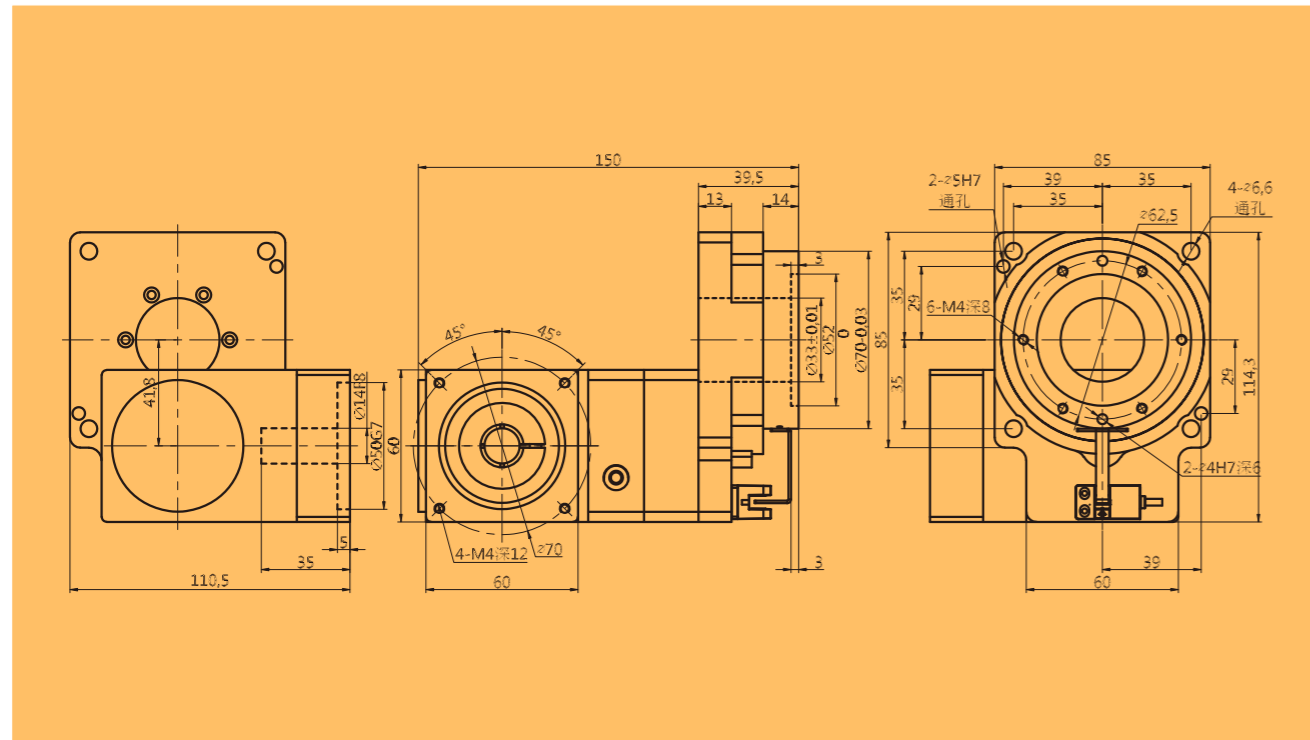
HRT85RY-10 配400W伺服接口 for 400W Servo Interface



\* 以上技术参数仅供参考, 实际根据客户提供的数据, 会出具相关的技术参数及尺寸。  
The above data is for reference only. Based on the data provided by the customer, relevant technical parameters and dimensions will be provided

外形尺寸图表  
Outline dimensional

HRT85RZ-10 配400W伺服接口 for 400W Servo Interface



\* 以上技术参数仅供参考, 实际根据客户提供的数据, 会出具相关的技术参数及尺寸。  
The above data is for reference only. Based on the data provided by the customer, relevant technical parameters and dimensions will be provided



订货型号表示  
Ordering Representation

<b>HRT</b>	-	<b>130</b>	-	<b>RL</b>	-	<b>10</b>	-	<b>SV1</b>
系列 Series		型号规格 Model		选配 Optional		速比 Ratio		电机类型 Motor Type
HRT HRTZ HRM HRTK HRH		60 85 <b>130</b> 200 280 350		RL: 直角标准 RY: 直角右 RZ: 直角左 JS: 同轴减速机		10 18		SV1: Servo $\phi$ 14 PCD70, M4 SV2: Servo $\phi$ 14 PCD70, M5 Suit for 200~750W AC Servo Motor  ST1: Stepper $\phi$ 6.35 PCD66.67, M4 ST2: Stepper $\phi$ 8 PCD66.67, M4 ST3: Stepper $\phi$ 8 PCD70.7, M4 ST4: Stepper $\phi$ 14 PCD98.4, M5 Suit for 57-86 Stepper Motor
				RL: Right Angle-Standard RY: Right Angle-Right Direction RZ: Right Angle-Left Direction JS: Coaxial Reducer				

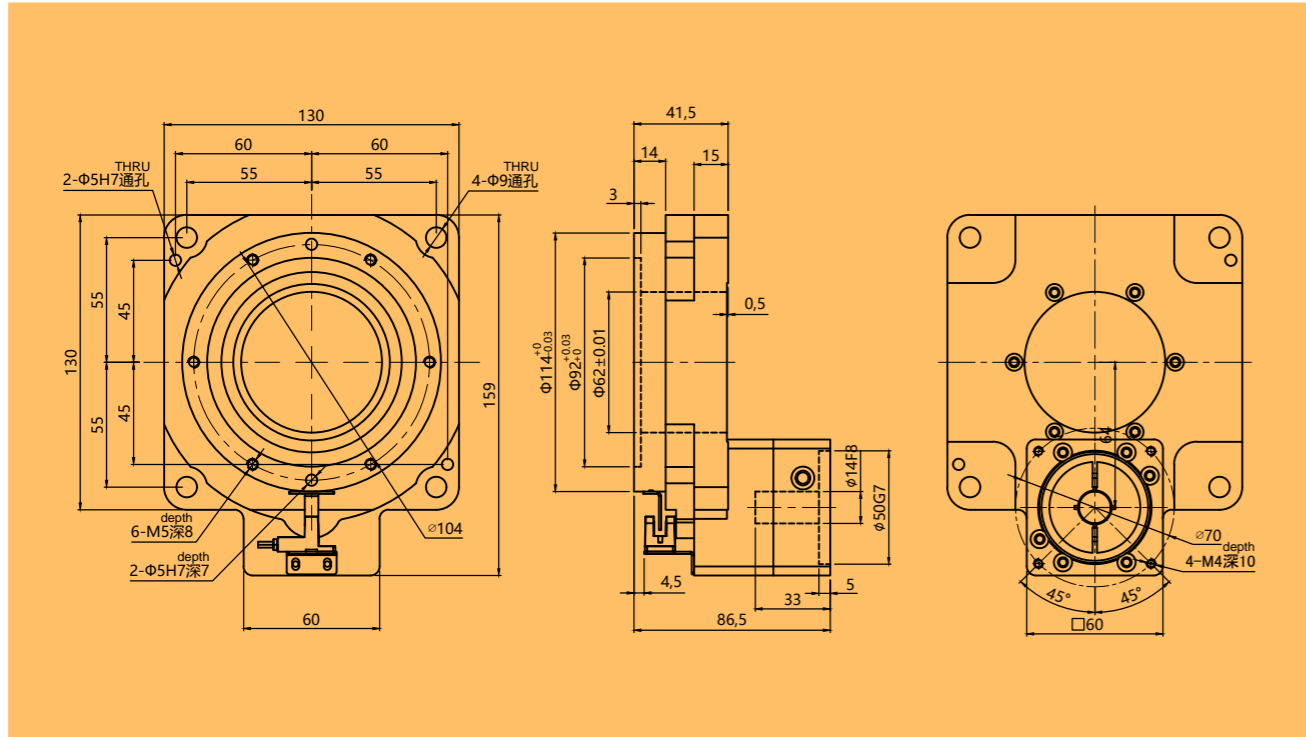
技术参数  
Technical Parameter

型号 Model		HRT130		HRT130RL/RZ/RZ(JS)					
轴承结构 Bearing structure		交叉滚子轴承 Cross roller bearing							
减速比 Reduction ratio	I	10	18	30	40	50	70	100	
额定输出扭矩 Rated output torque	N.m	50	32	50	50	50	50	50	
最大输出扭矩 Output torque	N.m	3倍额定扭矩 3 Times rated torque							
定位精度 Positioning accuracy	arc-min	≤1				≤3			
反复定位精度 Repeated positioning accuracy	arc-sec	≤15				≤30			
容许盘面转速 Allowable disk speed	rpm	200 (间歇运转) Intermittent operation							
适配伺服马达 Adapt to servo motor	W	200-750							
适配步进马达 Suitable for stepping motor		57-86 步进 Stepper							
容许轴向负载 Allowable axial load	N	2000							
容许惯性力矩 Allowable moment of inertia	N.m	50							
扭转刚性 Torsional rigidity	N.m/arcmin	19							
齿隙 Backlash		无齿隙 (可调节结构) No backlash (Adjustable structure)							
精度寿命 Accuracy life	h	30000h (间歇运转) Intermittent operation							
防护等级 Protection level	IP	50							
润滑方式 Lubrication method		长效润滑 Long-term lubrication							
安装方式 Installation method		任意 Arbitrary							
旋转平台同心度 Concentricity of rotating platform	mm	≤0.01							
旋转平台平行度 Parallelism of rotating platform	mm	≤0.013							
传动效率 Transmission efficiency	%	95				90			
噪音 Noise	db	≤60				≤60			
重量 Weight	kg	2.6				3.8			
设计承重 Design load	kg	28-40				40			

注 ① HRT130JS系列速比有30/40/50/70/100等。额定输出扭矩65N.m。② 旋转平台平行度有更高要求请联系我司销售人员  
① HRT130JS series speed ratio has 30/40/50/70/100 etc. The rated output torque is 65N.m. ② If the parallelism of the rotating platform has higher requirements, please contact our sales staff

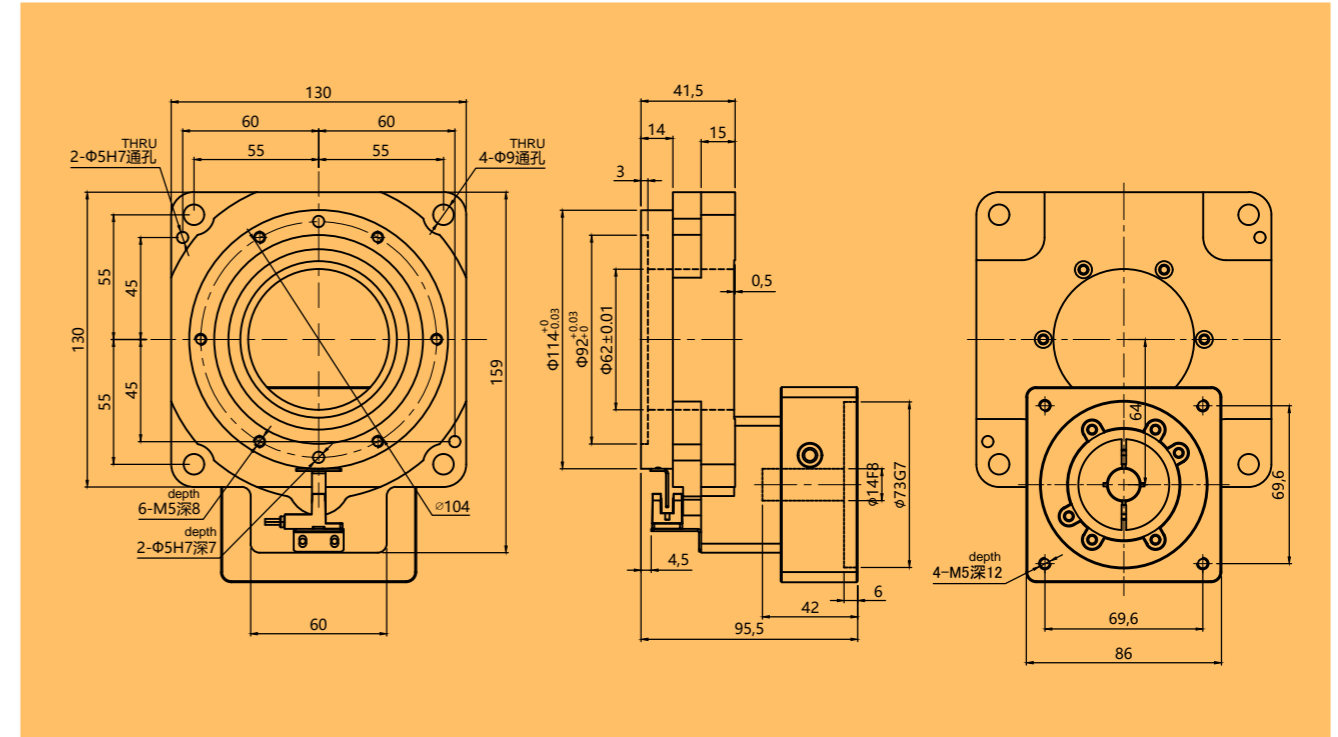
外形尺寸图表  
Outline dimensional

HRT130-10 配400W伺服接口 for 400W Servo Interface

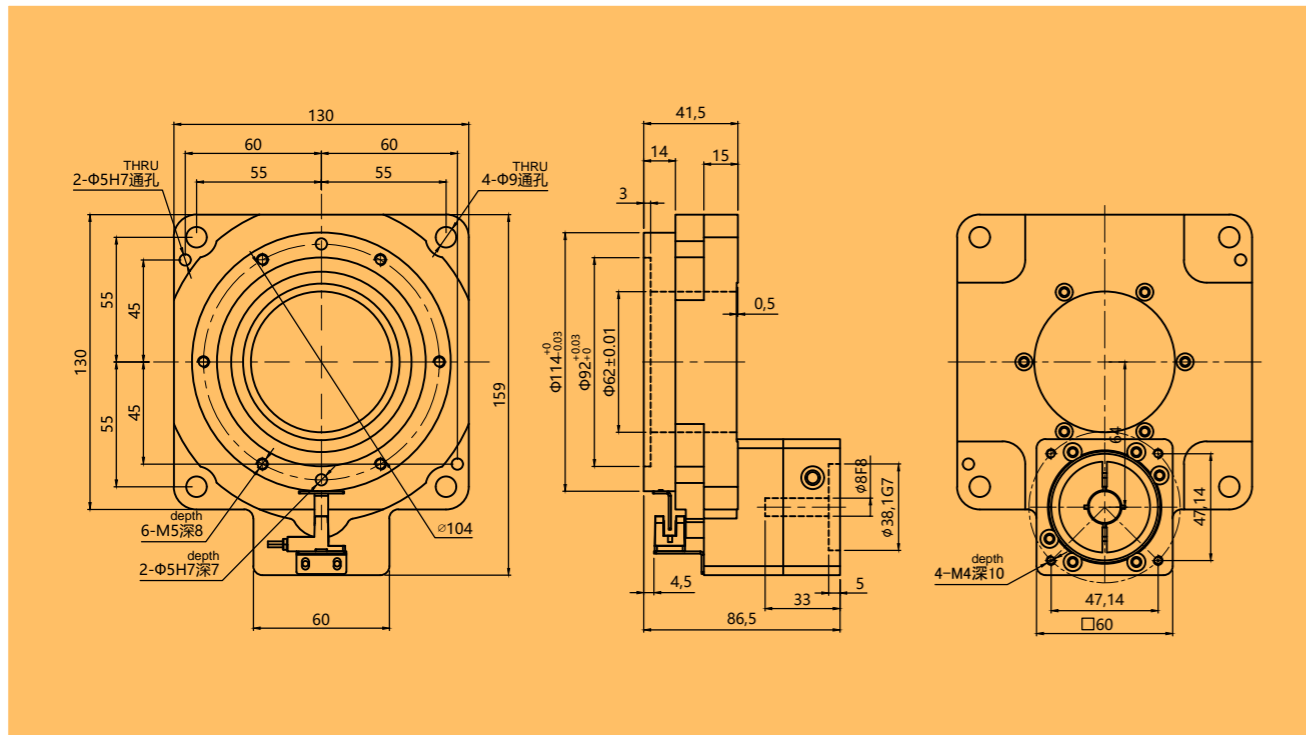


外形尺寸图表  
Outline dimensional

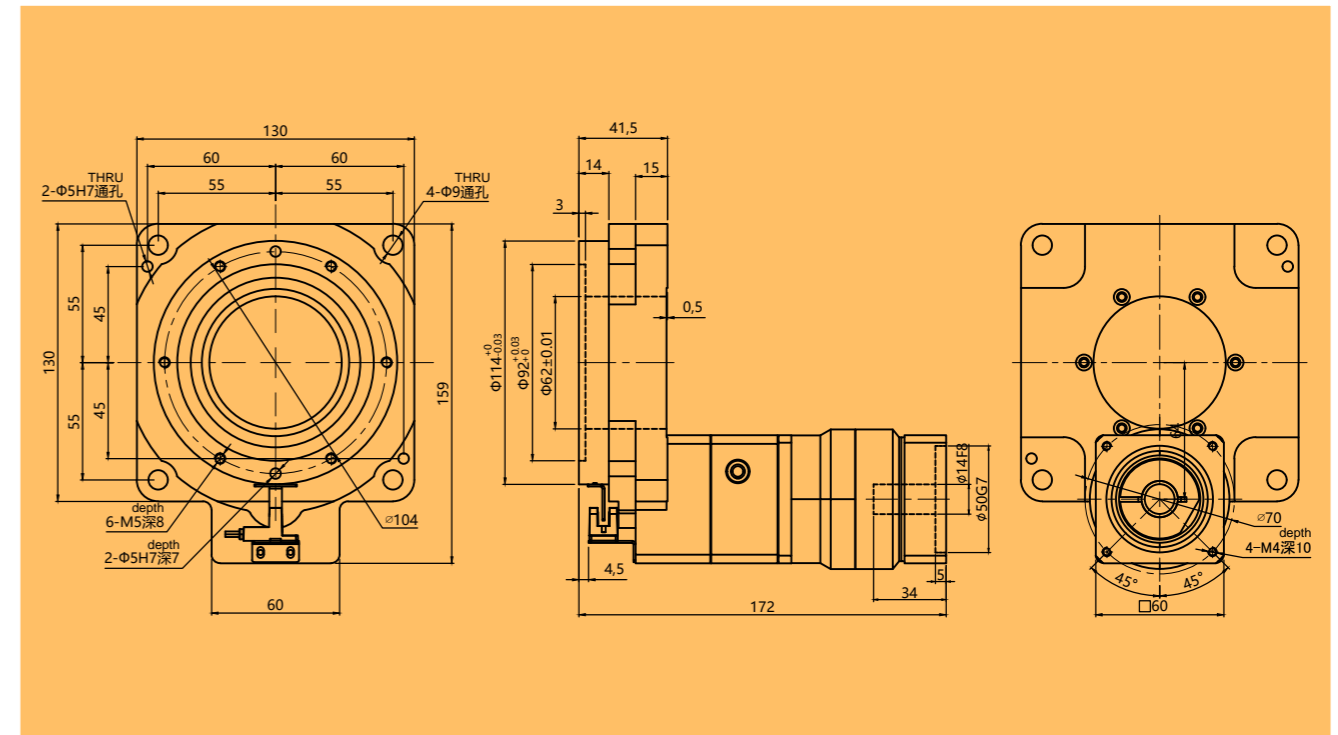
HRT130-10 配86步接口 for 86 Stepper Interface



HRT130-10 配57步接口 for 57 Stepper Interface



HRT130JS-10 配400W伺服接口 for 400W Servo Interface



\* 以上技术参数仅供参考, 实际根据客户提供的数据, 会出具相关的技术参数及尺寸。  
The above data is for reference only. Based on the data provided by the customer, relevant technical parameters and dimensions will be provided

\* 以上技术参数仅供参考, 实际根据客户提供的数据, 会出具相关的技术参数及尺寸。  
The above data is for reference only. Based on the data provided by the customer, relevant technical parameters and dimensions will be provided





### 订货型号表示 Ordering Representation

<b>HRT</b>	-	<b>200</b>	-	<b>RL</b>	-	<b>10</b>	-	<b>SV1</b>
系列 Series		型号规格 Model		选配 Optional		速比 Ratio		电机类型 Motor Type
HRT HRTZ HRM HRTK HRH		60 85 130 <b>200</b> 280 350		RL: 直角标准 RY: 直角右 RZ: 直角左 JS: 同轴减速机  RL: Right Angle-Standard RY: Right Angle-Right Direction RZ: Right Angle-Left Direction JS: Coaxial Reducer		10 18		SV1: Servo $\phi 19$ PCD90, M5 SV2: Servo $\phi 19$ PCD90, M6 SV3: Servo $\phi 22$ PCD145, M8 Suit for 750~1500W AC Servo Motor  ST1: Stepper $\phi 8$ PCD66.67, M4 ST2: Stepper $\phi 12.7$ PCD98.4, M5 ST3: Stepper $\phi 14$ PCD98.4, M5 (60) ST4: Stepper $\phi 14$ PCD98.4, M5 (73) ST5: Stepper $\phi 14$ PCD98.4, M6 (73) ST6: Stepper $\phi 19$ PCD100, M6 Suit for 86-110 Stepper Motor

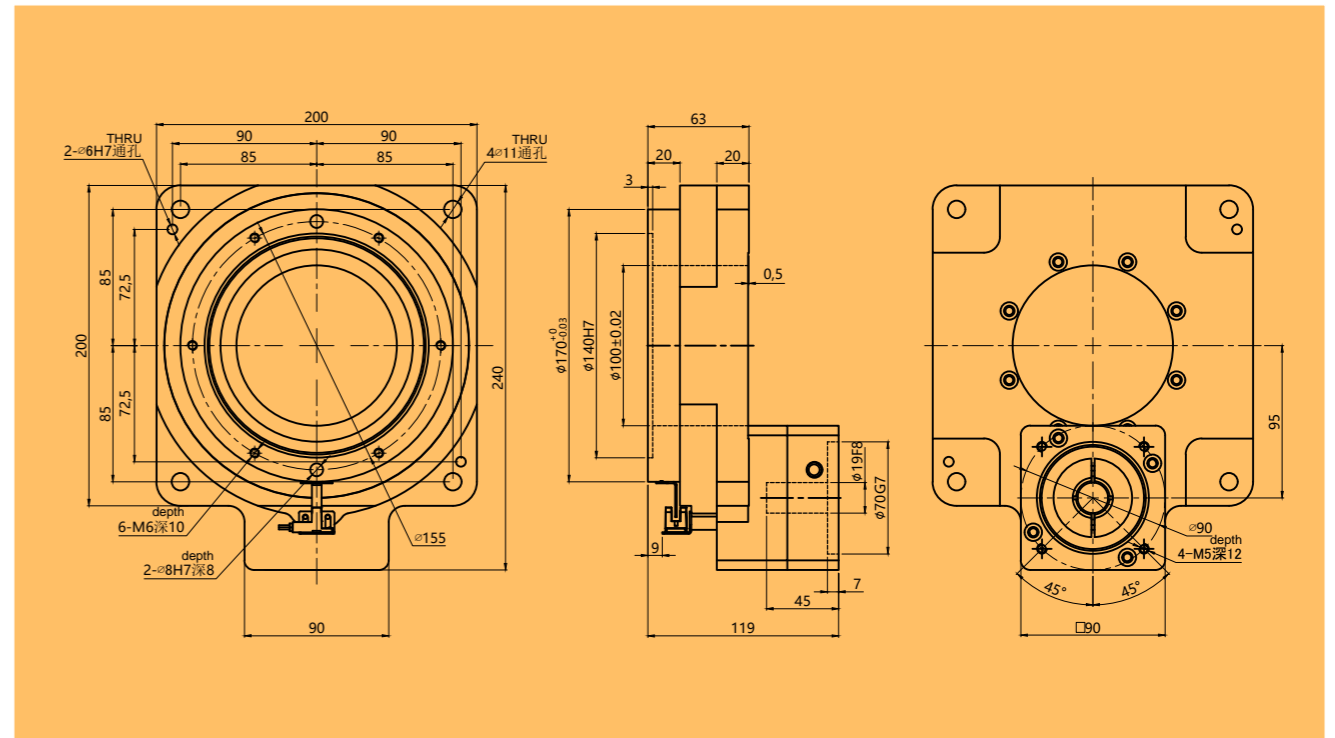
### 技术参数 Technical Parameter

型号 Model		HRT200	HRT200RL/RY/RZ(JS)						
轴承结构	Bearing structure		交叉滚子轴承 Cross roller bearing						
减速比	Reduction ratio	I	10	18	30	40	50	70	100
额定输出扭矩	Rated output torque	N.m	135	87	135	135	135	135	135
最大输出扭矩	Output torque	N.m	3倍额定扭矩 3 Times rated torque						
定位精度	Positioning accuracy	arc-min	$\leq 1$			$\leq 3$			
反复定位精度	Repeated positioning accuracy	arc-sec	$\leq 15$			$\leq 30$			
容许盘面转速	Allowable disk speed	rpm	200 (间歇运转) Intermittent operation						
适配伺服马达	Adapt to servo motor	W	750-1500						
适配步进马达	Suitable for stepping motor		86-110 步进 Stepper						
容许轴向负载	Allowable axial load	N	4000						
容许惯性力矩	Allowable moment of inertia	N.m	100						
扭转刚性	Torsional rigidity	N.m/arcmin	32						
齿隙	Backlash		无齿隙 (可调节结构) No backlash (Adjustable structure)						
精度寿命	Accuracy life	h	30000h (间歇运转) Intermittent operation						
防护等级	Protection level	IP	50						
润滑方式	Lubrication method		长效润滑 Long-term lubrication						
安装方式	Installation method		任意 Arbitrary						
旋转平台同心度	Concentricity of rotating platform	mm	$\leq 0.01$						
旋转平台平行度	Parallelism of rotating platform	mm	$\leq 0.02$						
传动效率	Transmission efficiency	%	95			90			
噪音	Noise	db	$\leq 63$			$\leq 63$			
重量	Weight	kg	8.1			11.6			
设计承重	Design load	kg	50-70			70			

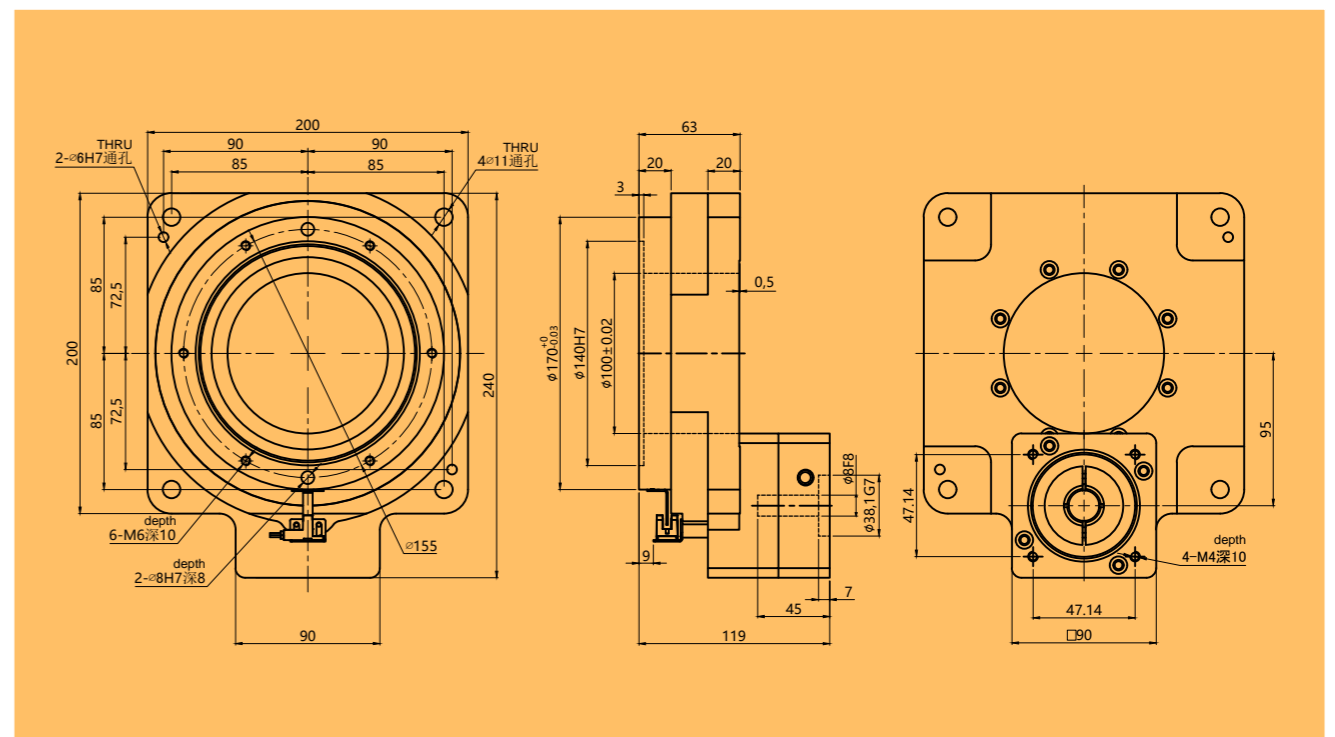
注 ①HRT200JS系列速比有30/40/50/70/100等。额定输出扭矩110N.m。②旋转平台平行度有更高要求请联系我司销售人员  
①HRT200JS series speed ratio has 30/40/50/70/100 etc. The rated output torque is 110N.m. ②If the parallelism of the rotating platform has higher requirements, please contact our sales staff

### 外形尺寸图表 Outline dimensional

HRT200-10 配750W伺服接口 for 750W Servo Interface



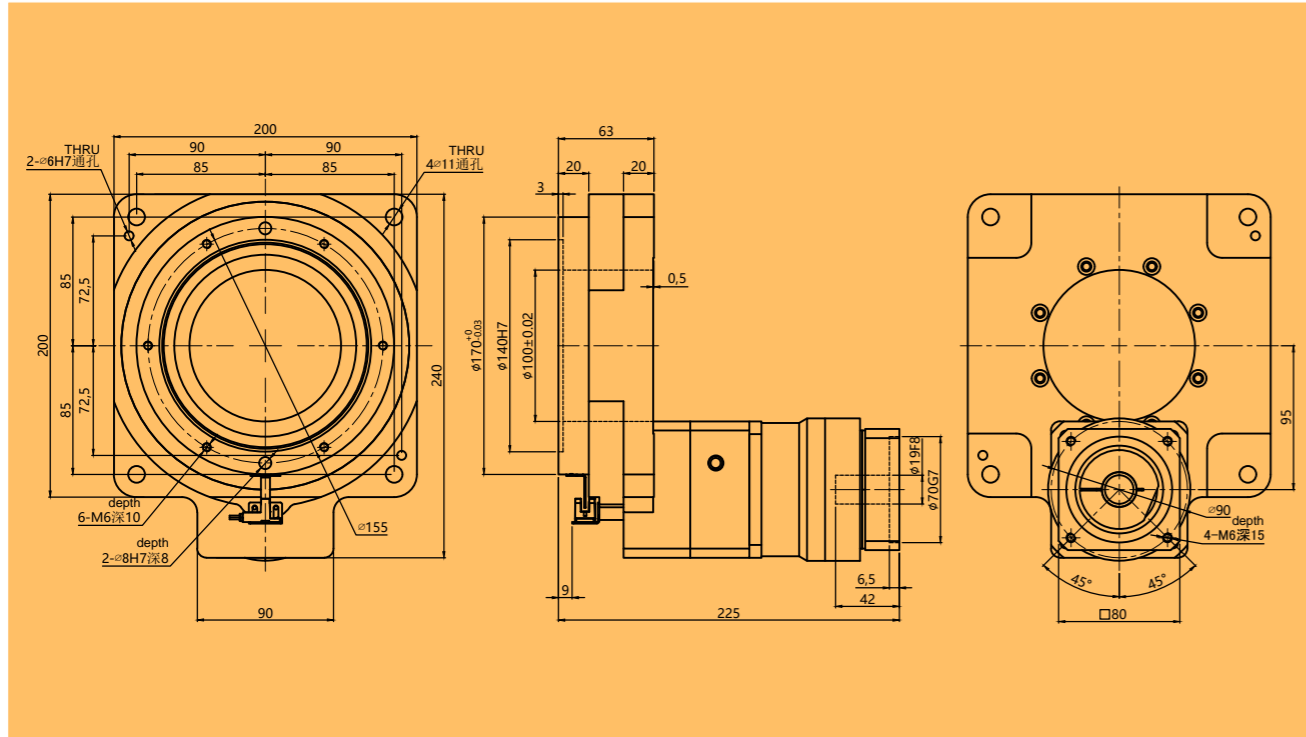
HRT200-10 配86步进接口 for 86 Stepper Interface



\* 以上技术参数仅供参考，实际根据客户提供的数据，会出具相关的技术参数及尺寸。  
The above data is for reference only. Based on the data provided by the customer, relevant technical parameters and dimensions will be provided

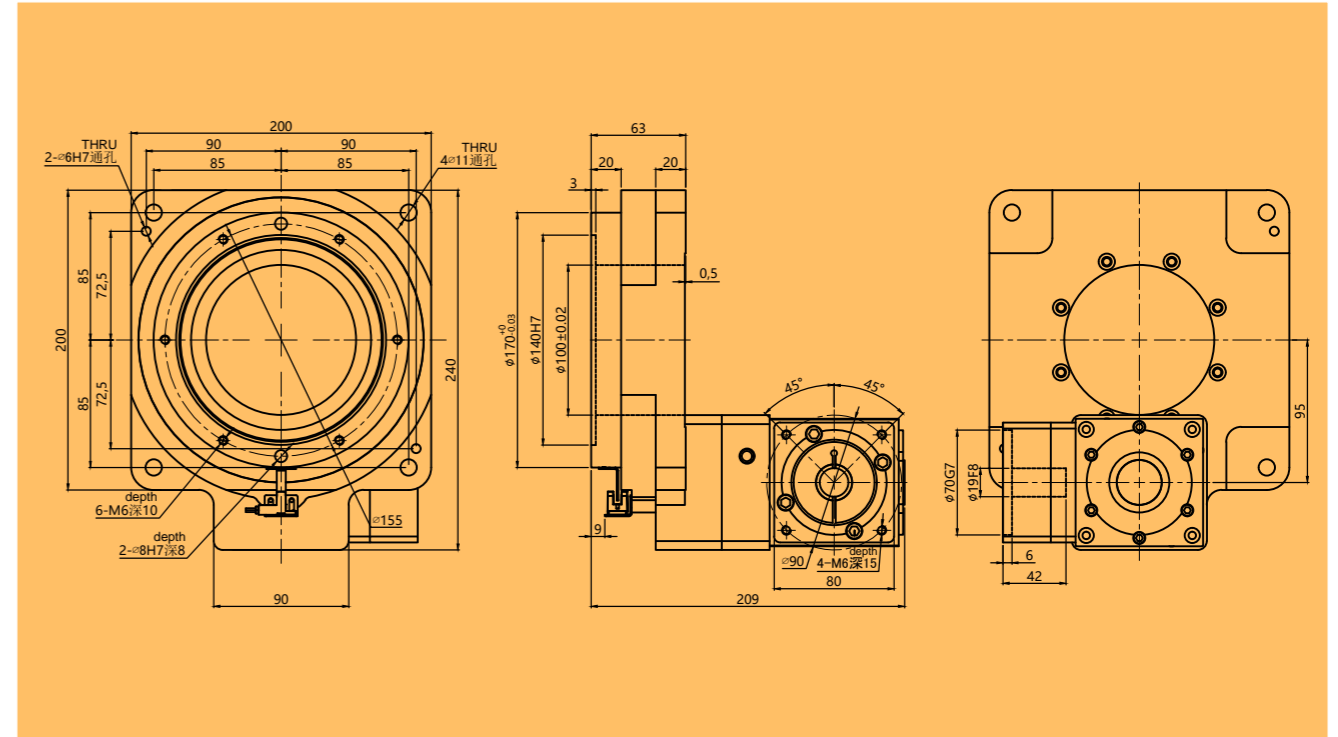
外形尺寸图表  
Outline dimensional

HRT200JS-10 配750W伺服接口 for 750W Servo Interface

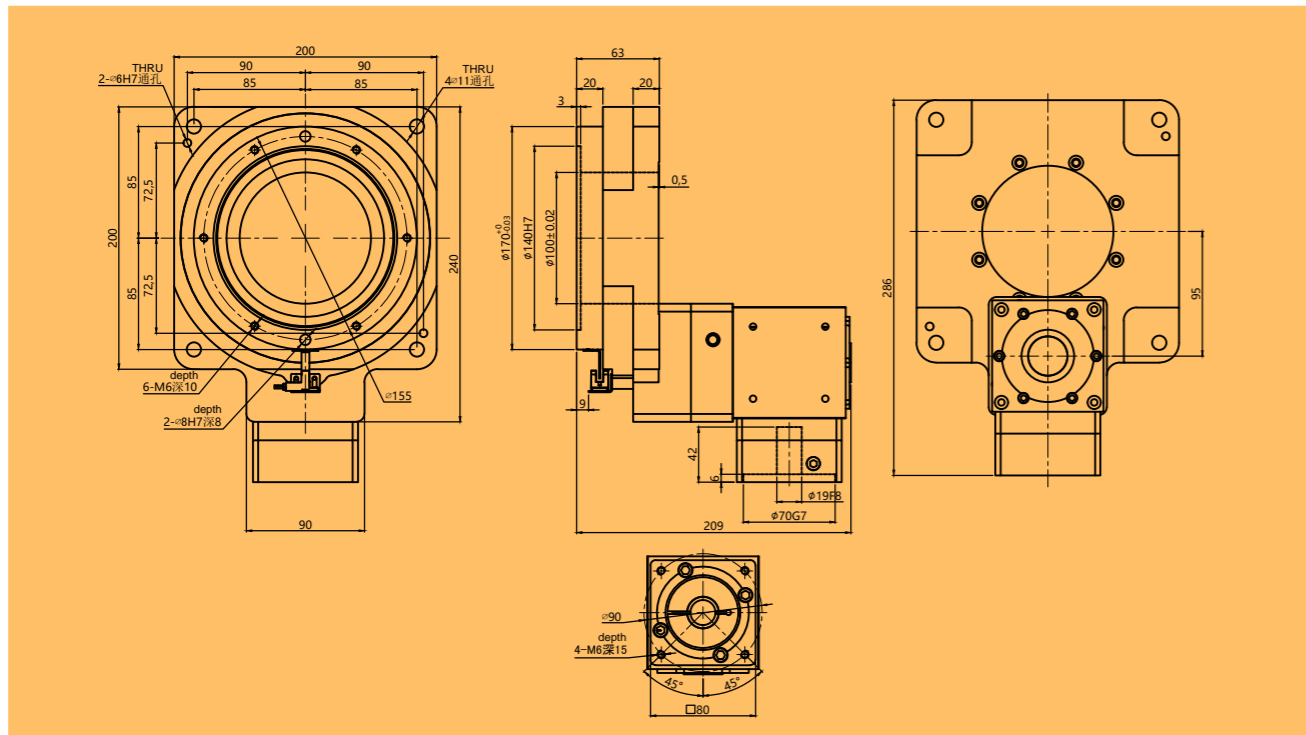


外形尺寸图表  
Outline dimensional

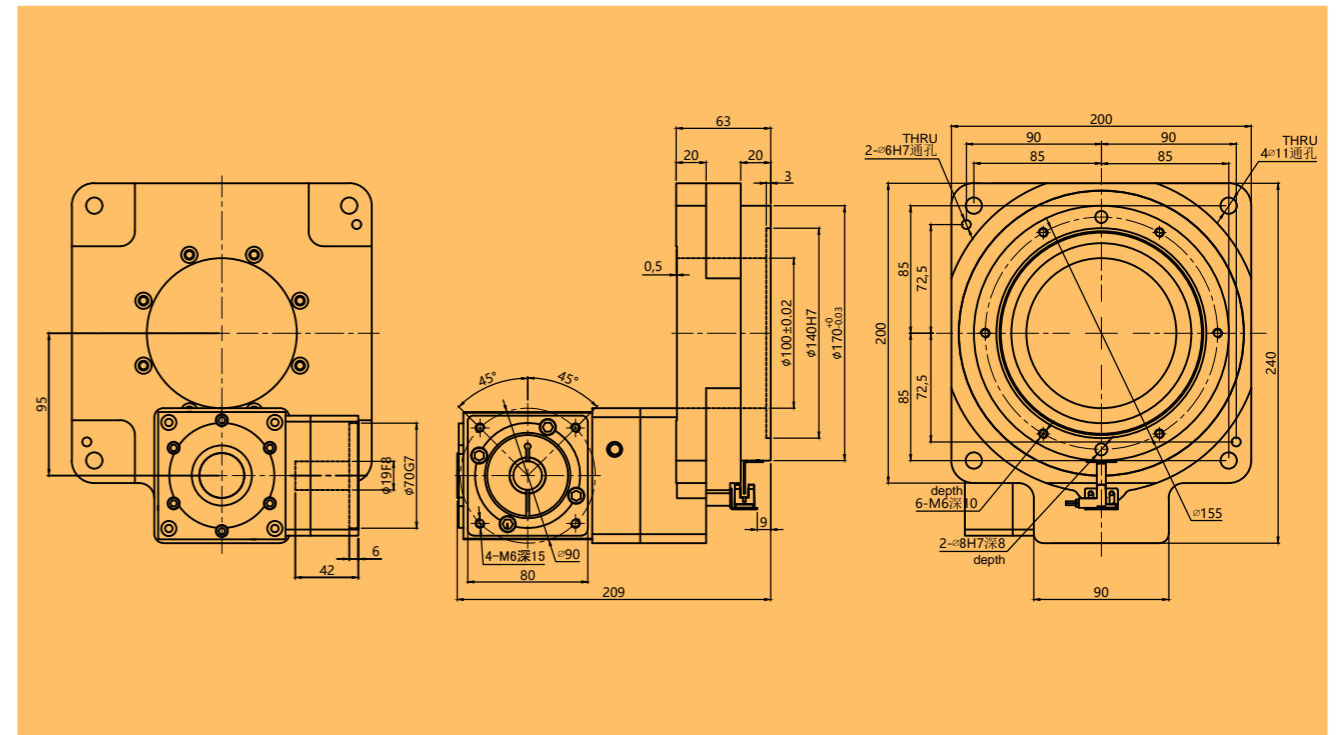
HRT200RY-10 配750W伺服接口 for 750W Servo Interface



HRT200RL-10 配750W伺服接口 for 750W Servo Interface



HRT200RZ-10 配750W伺服接口 for 750W Servo Interface

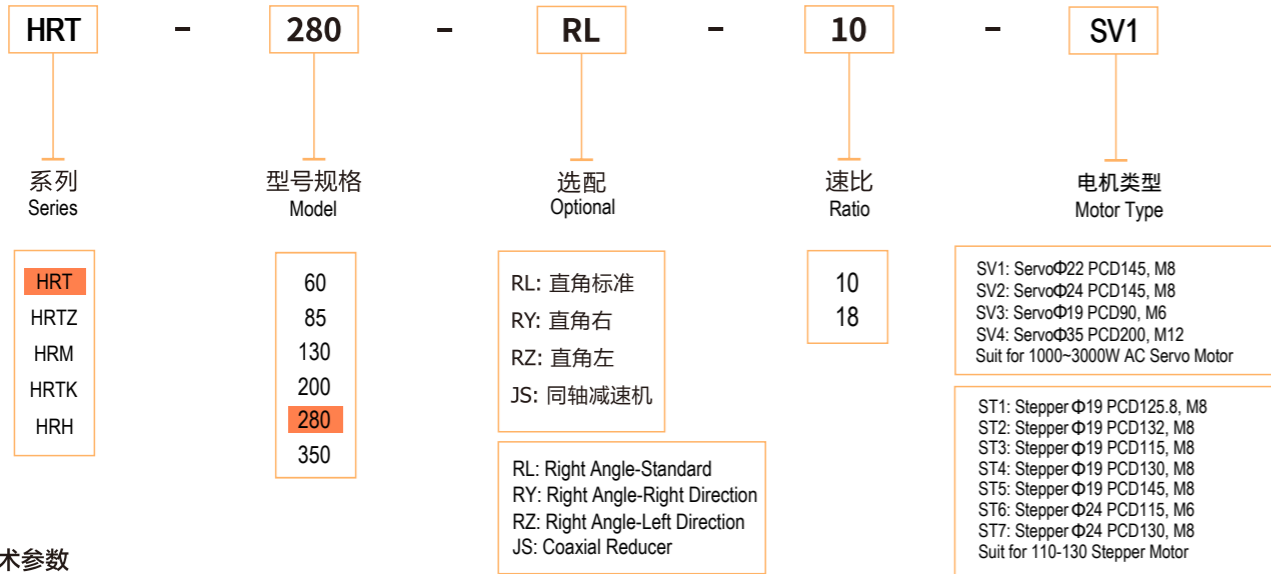


\* 以上技术参数仅供参考，实际根据客户提供的数据，会出具相关的技术参数及尺寸。  
The above data is for reference only. Based on the data provided by the customer, relevant technical parameters and dimensions will be provided

\* 以上技术参数仅供参考，实际根据客户提供的数据，会出具相关的技术参数及尺寸。  
The above data is for reference only. Based on the data provided by the customer, relevant technical parameters and dimensions will be provided



### 订货型号表示 Ordering Representation



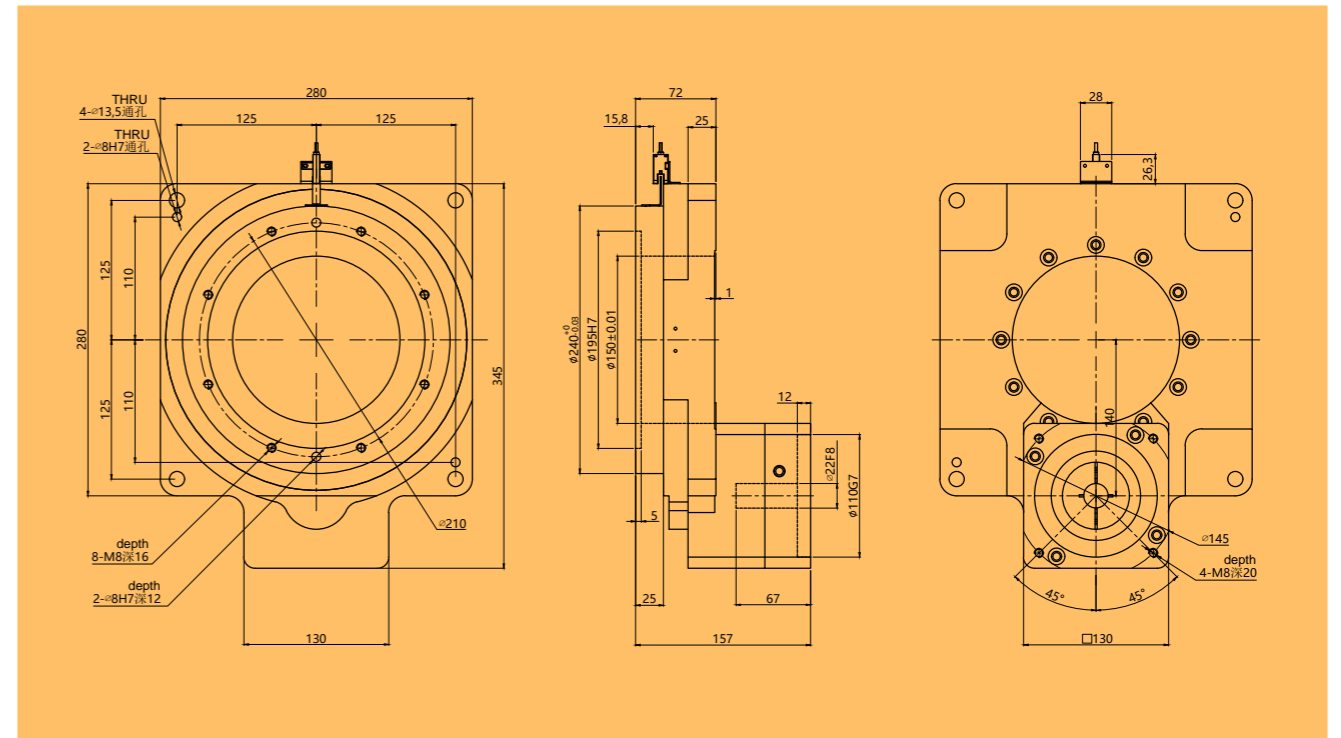
### 技术参数 Technical Parameter

型号 Model		HRT280	HRT280RL/RY/RZ(JS)					
轴承结构 Bearing structure		交叉滚子轴承 Cross roller bearing						
减速比 Reduction ratio	I	10	18	30	40	50	70	100
额定输出扭矩 Rated output torque	N.m	270	180	270	270	270	270	270
最大输出扭矩 Output torque	N.m	3倍额定扭矩 3 Times rated torque						
定位精度 Positioning accuracy	arc-min	≤1			≤3			
反复定位精度 Repeated positioning accuracy	arc-sec	≤15			≤30			
容许盘面转速 Allowable disk speed	rpm	150 (间歇运转) Intermittent operation						
适配伺服马达 Adapt to servo motor	W	1000-3000						
适配步进马达 Suitable for stepping motor		110-130 步进 Stepper						
容许轴向负载 Allowable axial load	N	8000						
容许惯性力矩 Allowable moment of inertia	N.m	200						
扭转刚性 Torsional rigidity	N.m/arcmin	58						
齿隙 Backlash		无齿隙 (可调节结构) No backlash (Adjustable structure)						
精度寿命 Accuracy life	h	30000h (间歇运转) Intermittent operation						
防护等级 Protection level	IP	50						
润滑方式 Lubrication method		长效润滑 Long-term lubrication						
安装方式 Installation method		任意 Arbitrary						
旋转平台同心度 Concentricity of rotating platform	mm	≤0.015						
旋转平台平行度 Parallelism of rotating platform	mm	≤0.03						
传动效率 Transmission efficiency	%	95			90			
噪音 Noise	db	≤ 67			≤ 67			
重量 Weight	kg	20.3			28			
设计承重 Design load	kg	150			150			

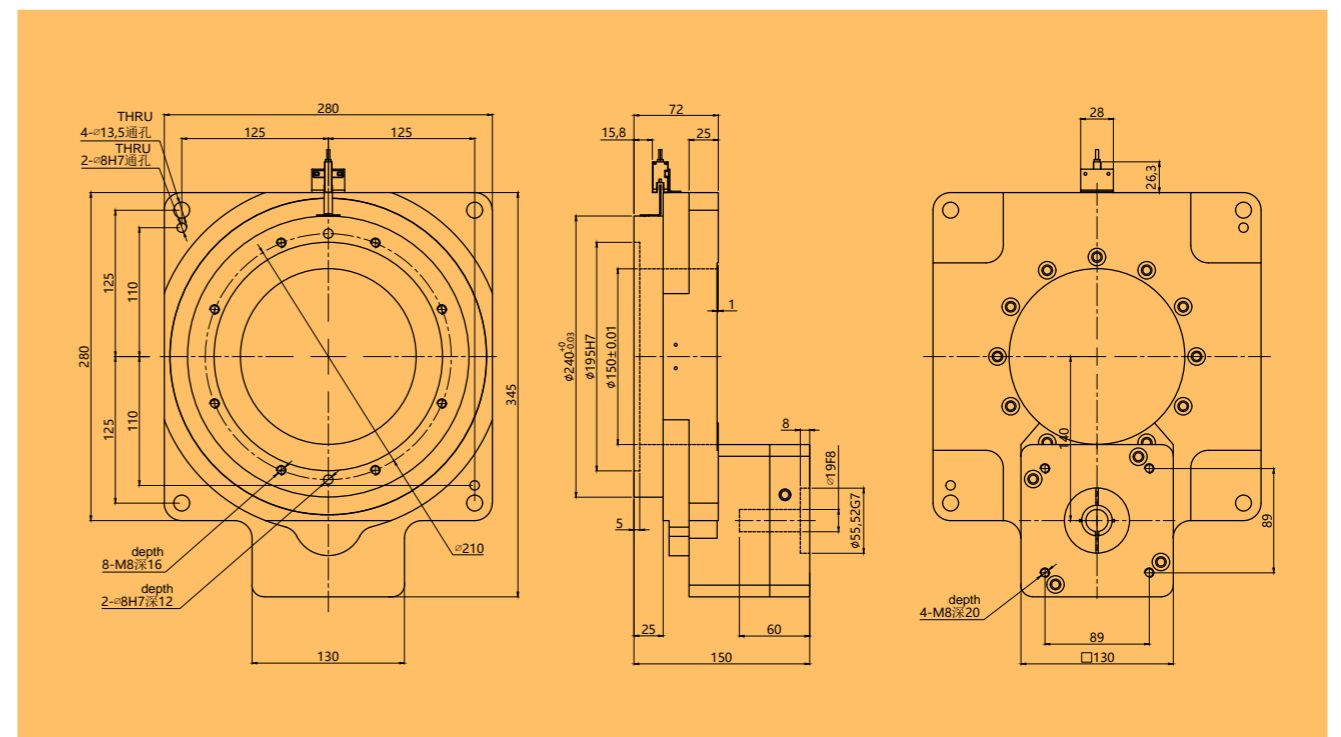
注 旋转平台平行度有更高要求请联系我司销售人员  
 If the parallelism of the rotating platform has higher requirements, please contact our sales staff

### 外形尺寸图表 Outline dimensional

HRT280-10 配1KW伺服接口 for 1KW Servo Interface



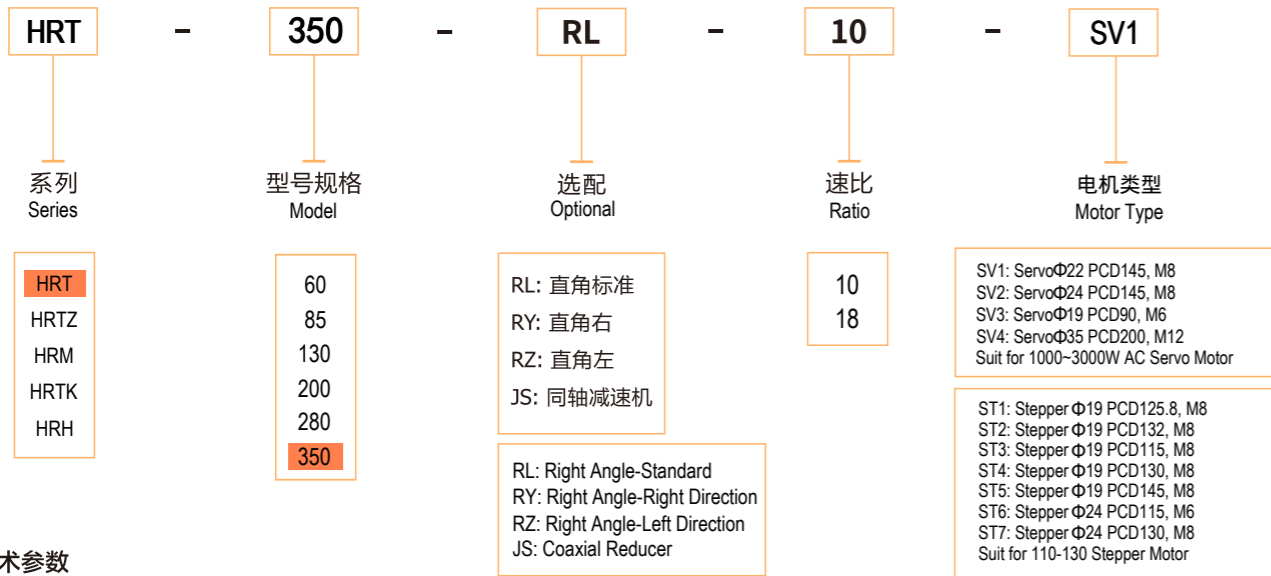
HRT280-10 配110步进接口 for 110 Stepper Interface



\* 以上技术参数仅供参考，实际根据客户提供的数据，会出具相关的技术参数及尺寸。  
 The above data is for reference only. Based on the data provided by the customer, relevant technical parameters and dimensions will be provided

订货型号表示

Ordering Representation



技术参数

Technical Parameter

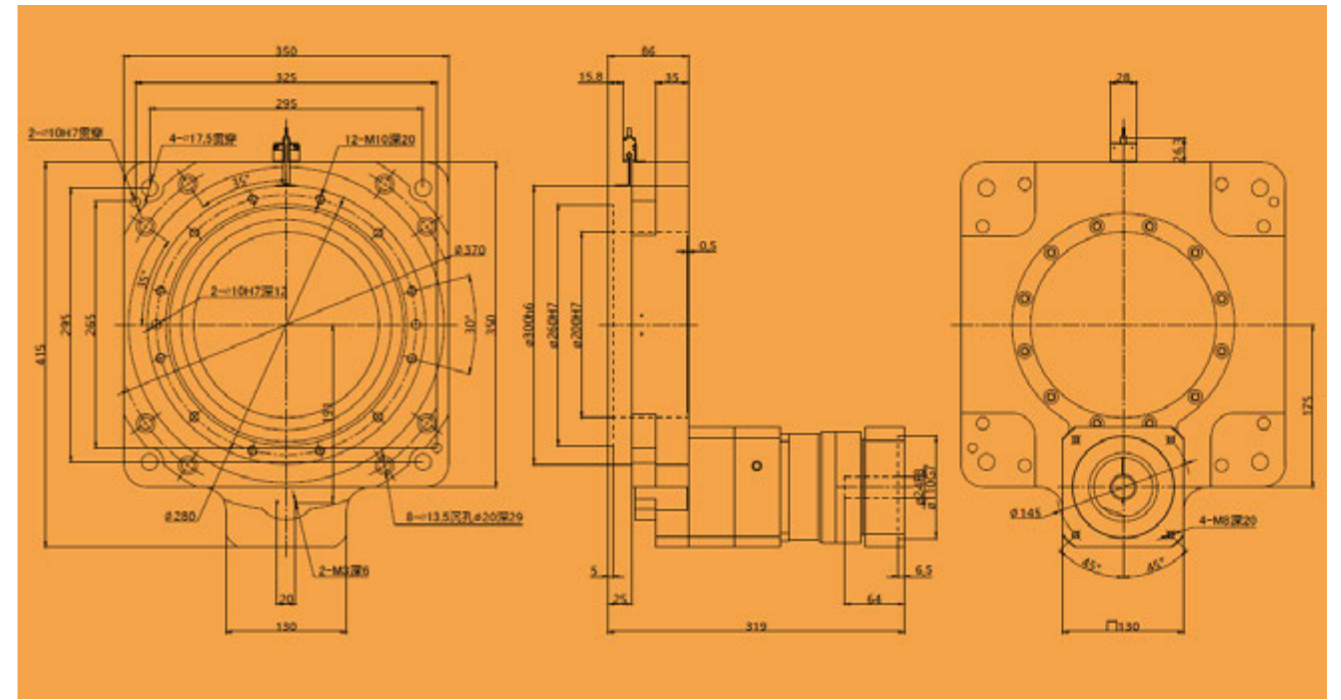
型号 Model		HRT350	HRT350RL/RY/RZ(JS)				
轴承结构 Bearing structure		交叉滚子轴承 Cross roller bearing					
减速比 Reduction ratio	I	30	40	50	70	100	
额定输出扭矩 Rated output torque	N.m	890					
最大输出扭矩 Output torque	N.m	3倍额定扭矩 3 Times rated torque					
定位精度 Positioning accuracy	arc-min	≤2					
反复定位精度 Repeated positioning accuracy	arc-sec	≤30					
容许盘面转速 Allowable disk speed	rpm	150 (间歇运转) Intermittent operation					
适配伺服马达 Adapt to servo motor	W	1000-3000					
适配步进马达 Suitable for stepping motor		110-130步进Stepper					
容许轴向负载 Allowable axial load	N	17500					
容许惯性力矩 Allowable moment of inertia	N.m	420					
扭转刚性 Torsional rigidity	N.m/arcmin	58					
齿隙 Backlash		无齿隙 (可调节结构) No backlash (Adjustable structure)					
精度寿命 Accuracy life	h	30000h (间歇运转) Intermittent operation					
防护等级 Protection level	IP	50					
润滑方式 Lubrication method		长效润滑 Long-term lubrication					
安装方式 Installation method		任意 Arbitrary					
旋转平台同心度 Concentricity of rotating platform	mm	≤0.015					
旋转平台平行度 Parallelism of rotating platform	mm	≤0.035					
传动效率 Transmission efficiency	%	90					
噪音 Noise	db	≤ 67					
重量 Weight	kg						
设计承重 Design load	kg	450					

注 旋转平台平行度有更高要求请联系我司销售人员  
If the parallelism of the rotating platform has higher requirements, please contact our sales staff

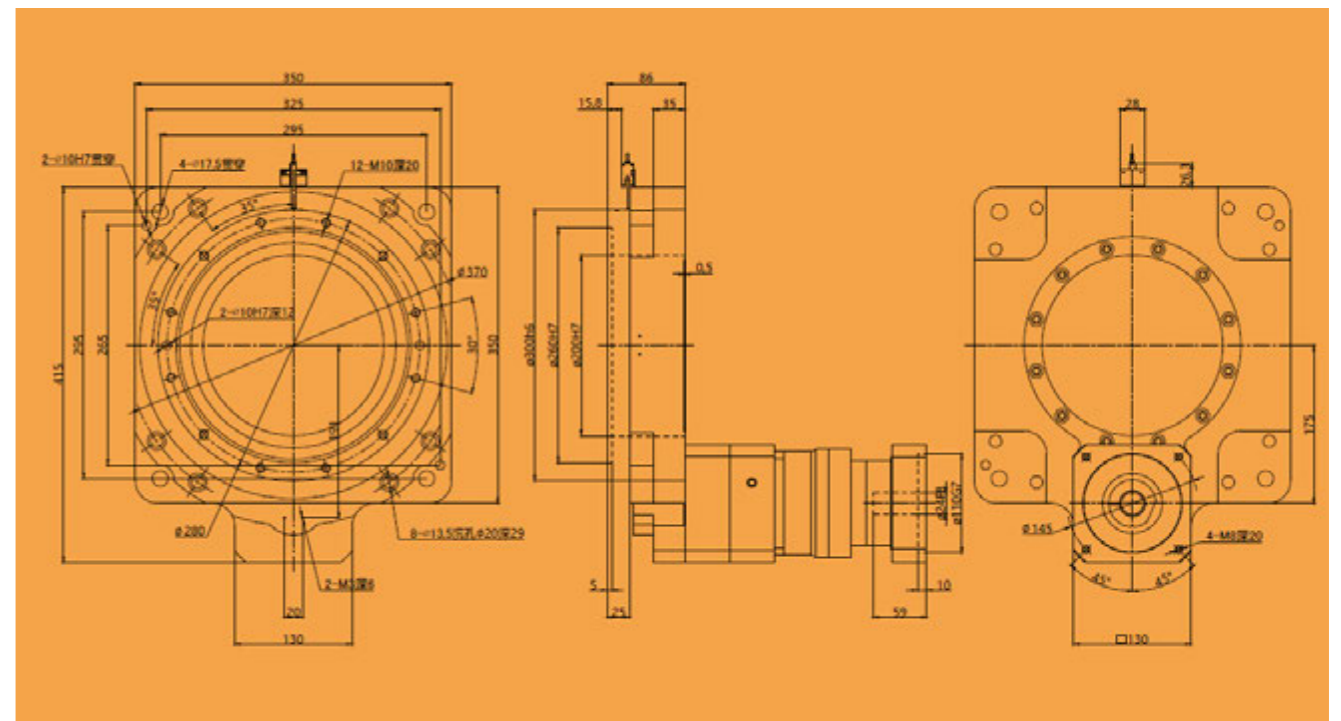


外形尺寸图表  
Outline dimensional

HRT350-10 配1KW伺服接口 for 1KW Servo Interface



HRT350-10 配110步进接口 for 110 Stepper Interface



\* 以上技术参数仅供参考，实际根据客户提供的数据，会出具相关的技术参数及尺寸。  
The above data is for reference only. Based on the data provided by the customer, relevant technical parameters and dimensions will be provided

# HRTZ Series

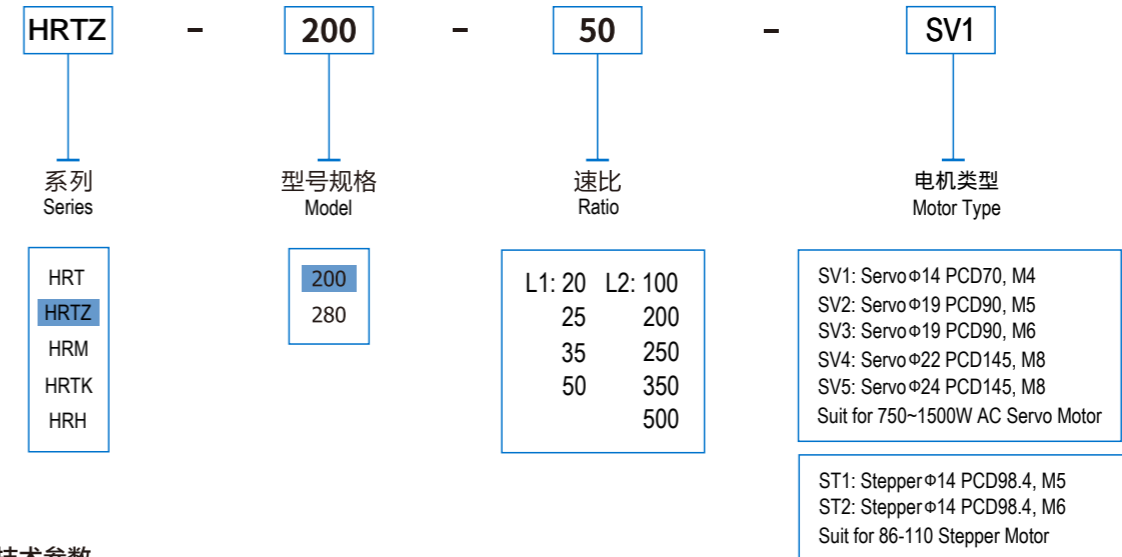
Heavy-duty Hollow Rotary Table  
重载型中空旋转平台



02

## 订货型号表示

### Ordering Representation



## 技术参数

### Technical Parameter

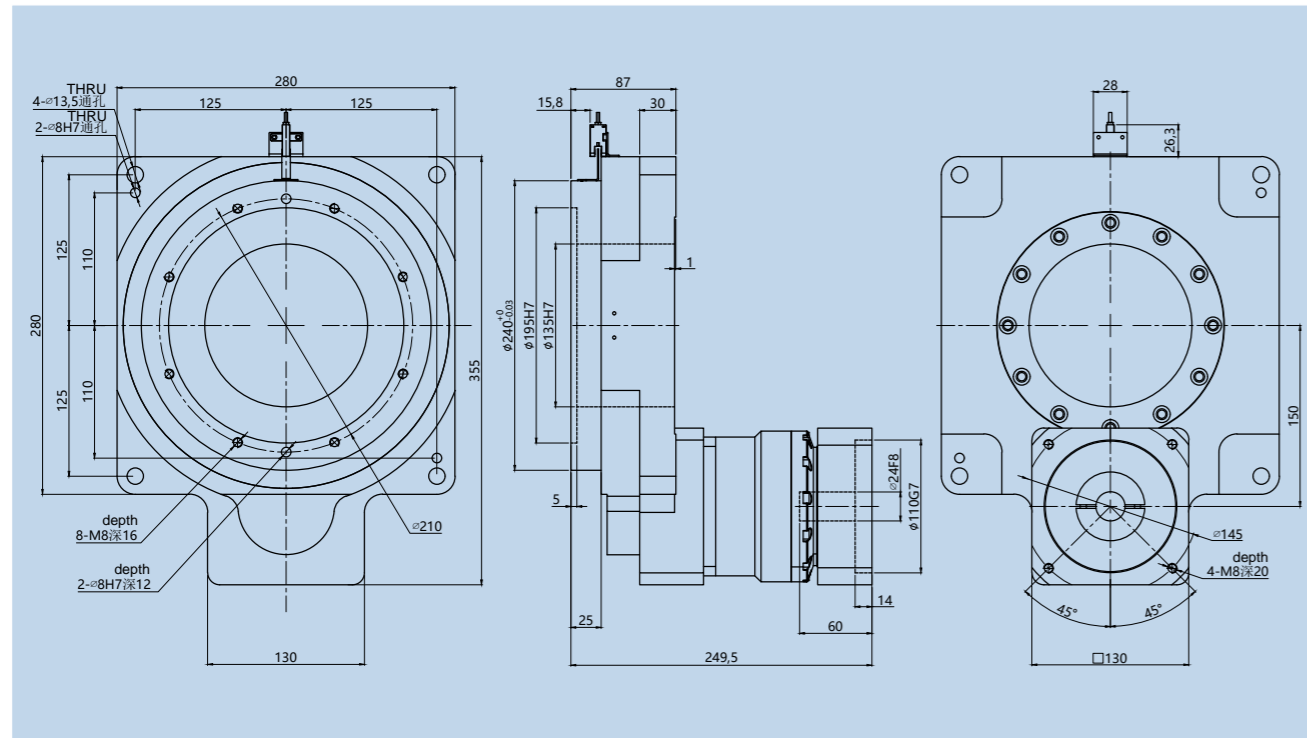
型号 Model		HRTZ200-L1					HRTZ200-L2					
轴承结构	Bearing structure	交叉滚子轴承 Cross roller bearing										
减速比	Reduction ratio	I	20	25	35	50	100	200	250	350	500	
额定输出扭矩	Rated output torque	N.m	350					350	350	350	310	280
最大输出扭矩	Output torque	N.m	3倍额定扭矩 3 Times rated torque									
定位精度	Positioning accuracy	arc-min	$\leq 2$					$\leq 4$				
反复定位精度	Repeated positioning accuracy	arc-sec	$\leq 30$					$\leq 60$				
容许盘面转速	Allowable disk speed	rpm	200 (间歇运转) Intermittent operation									
适配伺服马达	Adapt to servo motor	W	750-1500									
适配步进马达	Suitable for stepping motor		86-110 步进 Stepper									
容许轴向负载	Allowable axial load	N	6000									
容许惯性力矩	Allowable moment of inertia	N.m	200									
扭转刚性	Torsional rigidity	N.m/arcmin	60									
倾覆力矩	Overturning moment	N.m	2100									
精度寿命	Accuracy life	h	30000h (间歇运转) Intermittent operation									
防护等级	Protection level	IP	50									
润滑方式	Lubrication method		长效润滑 Long-term lubrication									
安装方式	Installation method		任意 Arbitrary									
旋转平台同心度	Concentricity of rotating platform	mm	$\leq 0.01$									
旋转平台平行度	Parallelism of rotating platform	mm	$\leq 0.02$									
传动效率	Transmission efficiency	%	95					90				
噪音	Noise	db	$\leq 63$					$\leq 63$				
重量	Weight	kg	12					13.6				
设计承重	Design load	kg	200					200				

注 旋转平台平行度有更高要求请联系我司销售人员  
If the parallelism of the rotating platform has higher requirements, please contact our sales staff

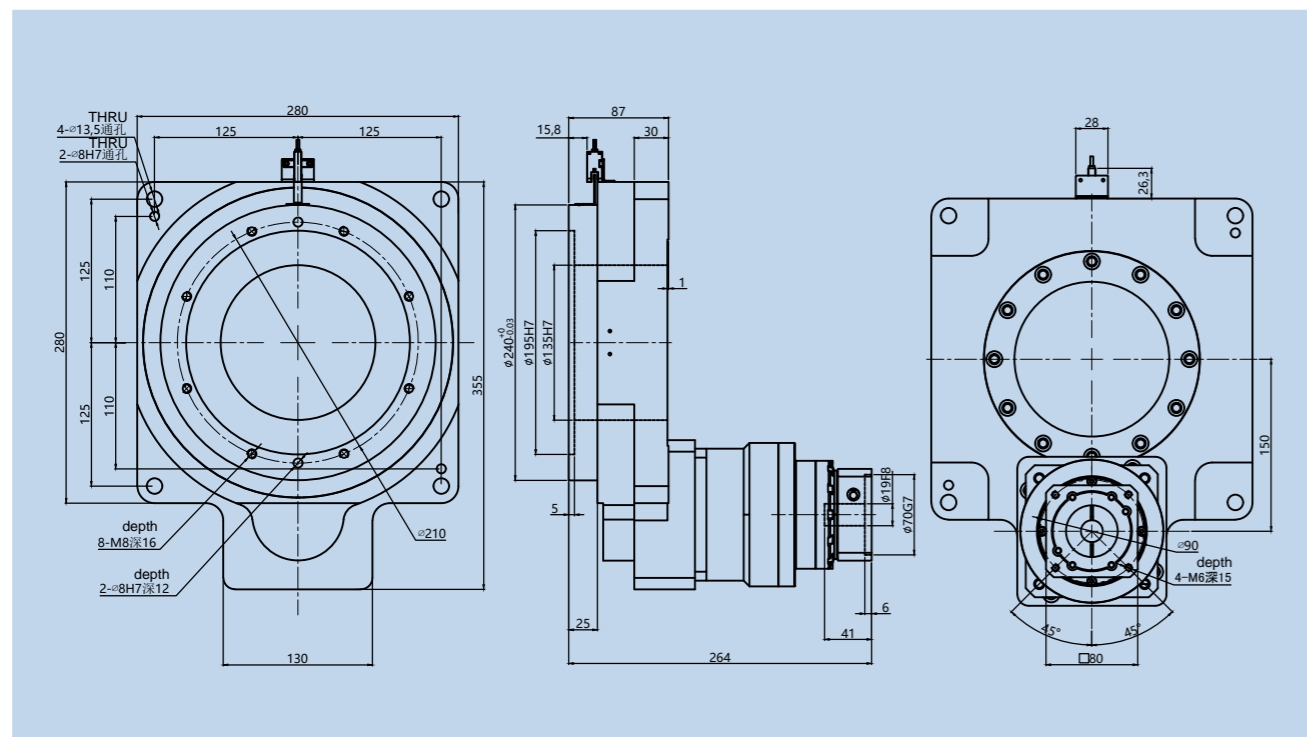


外形尺寸图表  
Outline dimensional

HRTZ280-L1 配1KW伺服接口 for 1KW Servo Interface



HRTZ280-L2 配1KW伺服接口 for 1KW Servo Interface



\* 以上技术参数仅供参考，实际根据客户提供的数据，会出具相关的技术参数及尺寸。  
The above data is for reference only. Based on the data provided by the customer, relevant technical parameters and dimensions will be provided

# HRM Series

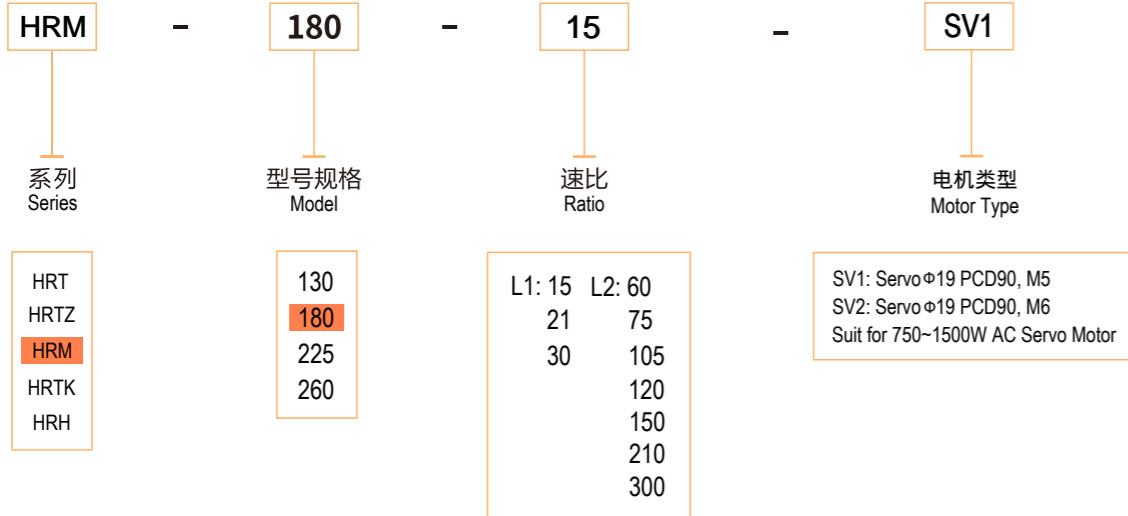
Right-angle Hollow Rotary Table  
直角型中空旋转平台





订货型号表示

Ordering Representation



技术参数

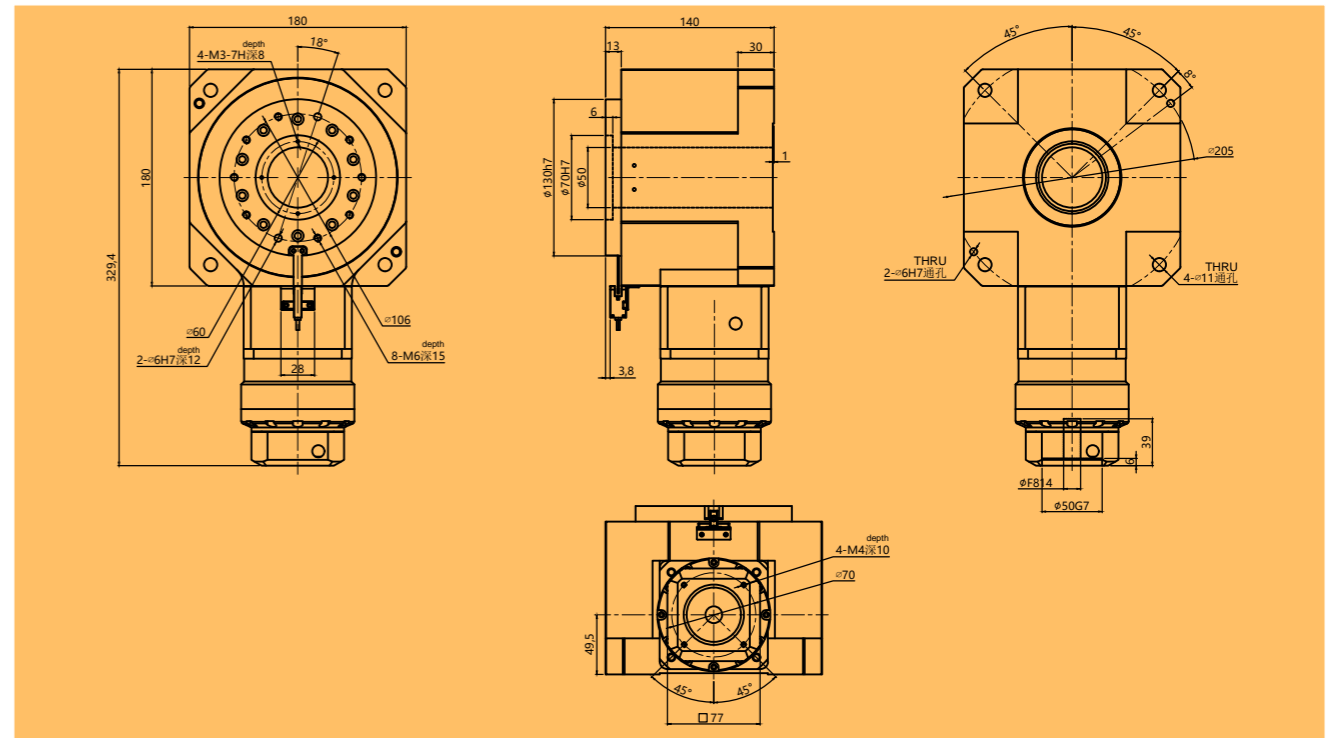
Technical Parameter

型号 Model		HRM180-L1	HRM180-L2									
轴承结构 Bearing structure		交叉滚子轴承 Cross roller bearing										
减速比 Reduction ratio	i	15	21	30	60	75	105	120	150	210	300	
额定输出扭矩 Rated output torque	N.m	430	400	360	430	430	430	430	430	400	360	
最大输出扭矩 Output torque	N.m	3倍额定扭矩 3 Times rated torque										
定位精度 Positioning accuracy	arc-min	$\leq 2$					$\leq 4$					
反复定位精度 Repeated positioning accuracy	arc-sec	$\leq 30$					$\leq 60$					
容许盘面转速 Allowable disk speed	rpm	200 (间歇运转) Intermittent operation										
适配伺服马达 Adapt to servo motor	W	750-1500										
适配步进马达 Suitable for stepping motor		86-110 步进 Stepper										
容许轴向负载 Allowable axial load	N	13500										
容许径向负载 Allowable radial load	N	13500										
设计承重 Design load	Kg	150										
容许惯性力矩 Allowable moment of inertia	N.m	110										
扭转刚性 Torsional rigidity	N.m/arcmin	45										
倾覆力矩 Overturning moment	N.m	1420										
精度寿命 Accuracy life	h	20000h (间歇运转) Intermittent operation										
防护等级 Protection level	IP	54										
润滑方式 Lubrication method		长效润滑 Long-term lubrication										
安装方式 Installation method		任意 Arbitrary										
旋转平台同心度 Concentricity of rotating platform	mm	$\leq 0.01$										
旋转平台平行度 Parallelism of rotating platform	mm	$\leq 0.01$										
传动效率 Transmission efficiency	%	95					90					
噪音 Noise	db	$\leq 63$					$\leq 63$					
重量 Weight	kg	17					19					

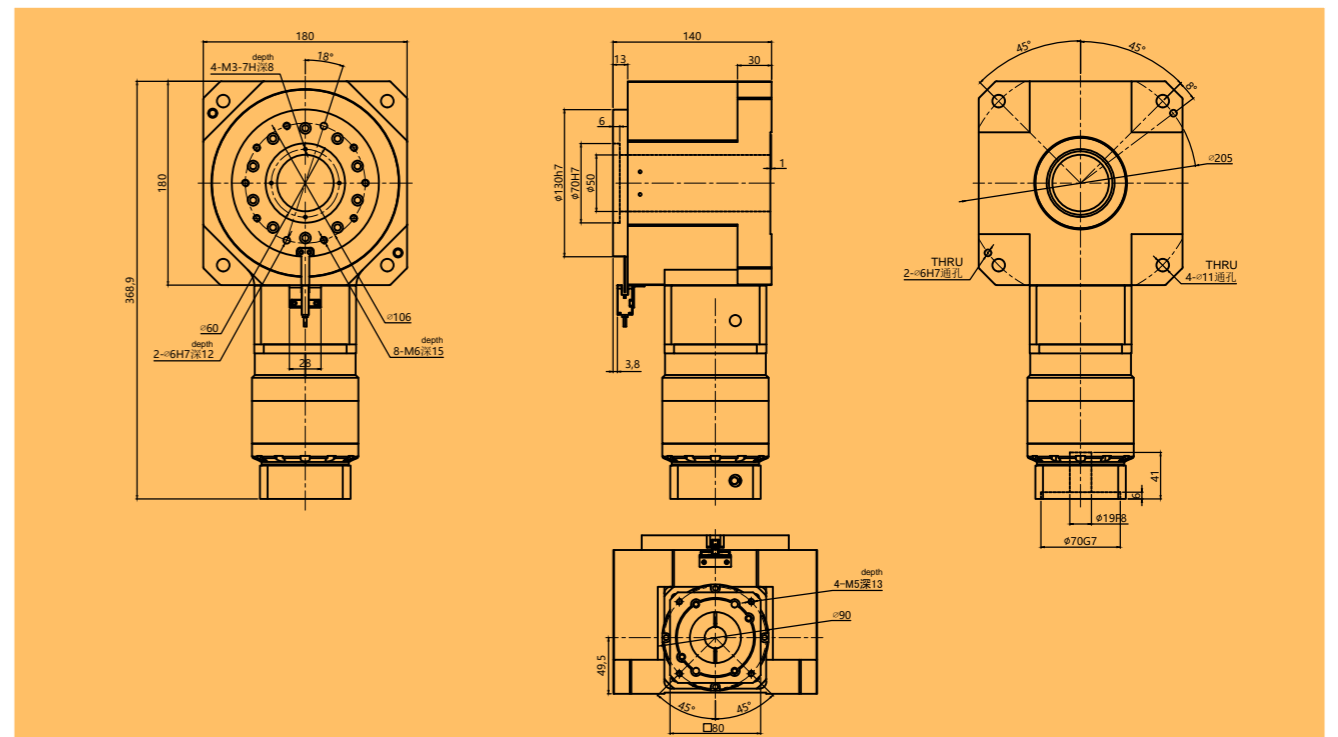
注 旋转平台平行度有更高要求请联系我司销售人员  
If the parallelism of the rotating platform has higher requirements, please contact our sales staff

外形尺寸图表  
Outline dimensional

HRM180-L1 配750W伺服接口 for 750W Servo Interface



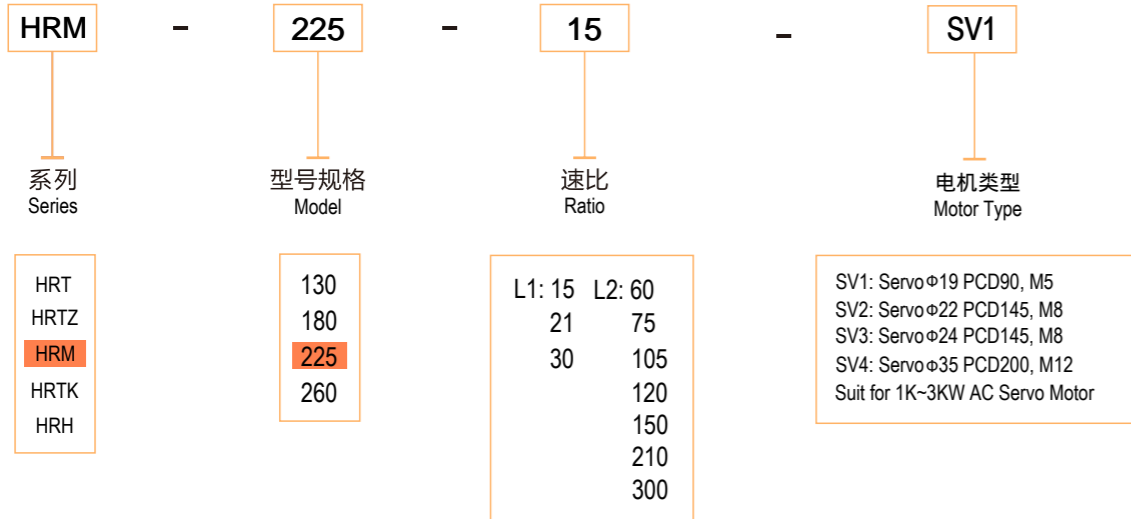
HRM180-L2 配750W伺服接口 for 750W Servo Interface



\* 以上技术参数仅供参考，实际根据客户提供的数据，会出具相关的技术参数及尺寸。  
The above data is for reference only. Based on the data provided by the customer, relevant technical parameters and dimensions will be provided

订货型号表示

Ordering Representation



技术参数

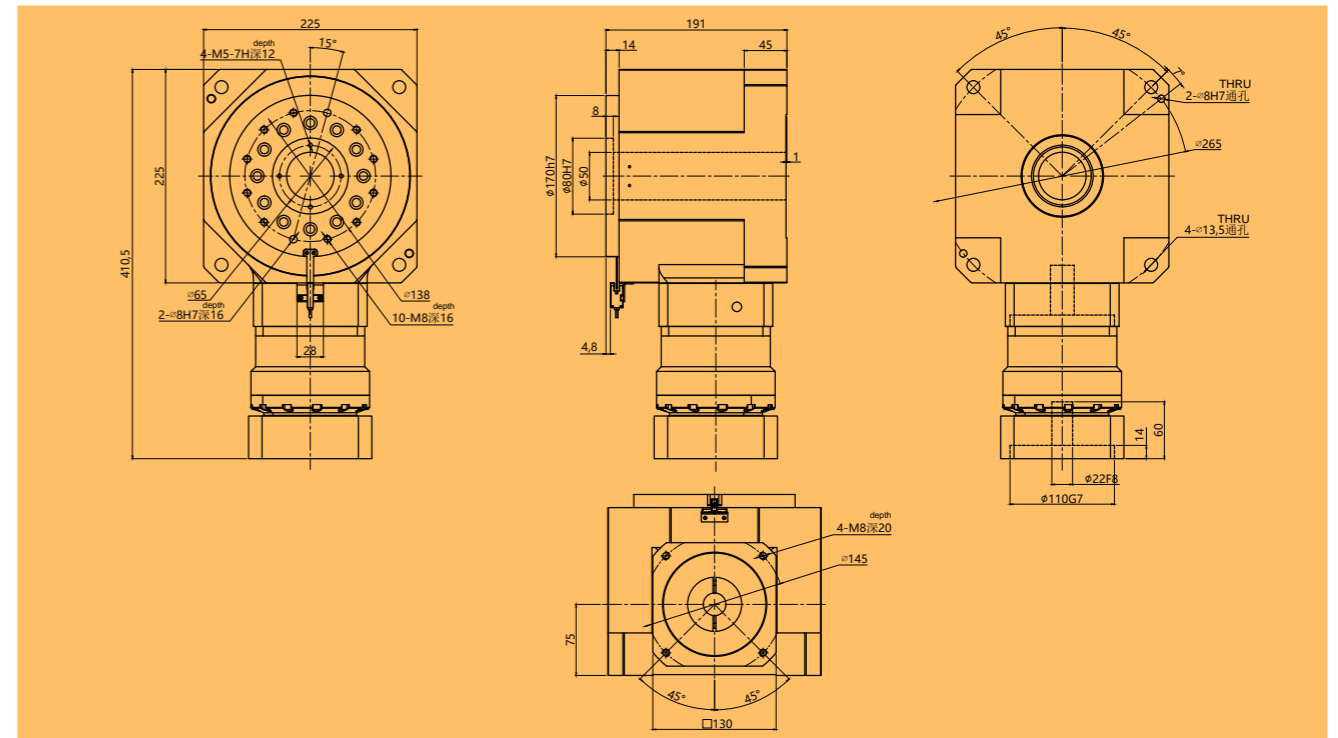
Technical Parameter

型号 Model		HRM225-L1				HRM225-L2					
轴承结构 Bearing structure		交叉滚子轴承 Cross roller bearing									
减速比 Reduction ratio	i	15	21	30	60	75	105	120	150	210	300
额定输出扭矩 Rated output torque	N.m	1350	1200	1000	1350	1350	1350	1350	1350	1200	1000
最大输出扭矩 Output torque	N.m	3倍额定扭矩 3 Times rated torque									
定位精度 Positioning accuracy	arc-min	≤2				≤4					
反复定位精度 Repeated positioning accuracy	arc-sec	≤30				≤60					
容许盘面转速 Allowable disk speed	rpm	200 (间歇运转) Intermittent operation									
适配伺服马达 Adapt to servo motor	W	1000-3000									
适配步进马达 Suitable for stepping motor		110-130 步进 Stepper									
容许轴向负载 Allowable axial load	N	19500									
容许径向负载 Allowable radial load	N	19500									
设计承重 Design load	Kg	480									
容许惯性力矩 Allowable moment of inertia	N.m	220									
扭转刚性 Torsional rigidity	N.m/arcmin	80									
倾覆力矩 Overturning moment	N.m	2530									
精度寿命 Accuracy life	h	20000h (间歇运转) Intermittent operation									
防护等级 Protection level	IP	54									
润滑方式 Lubrication method		长效润滑 Long-term lubrication									
安装方式 Installation method		任意 Arbitrary									
旋转平台同心度 Concentricity of rotating platform	mm	≤0.01									
旋转平台平行度 Parallelism of rotating platform	mm	≤0.01									
传动效率 Transmission efficiency	%	95				90					
噪音 Noise	db	≤67				≤67					
重量 Weight	kg	36				39.2					

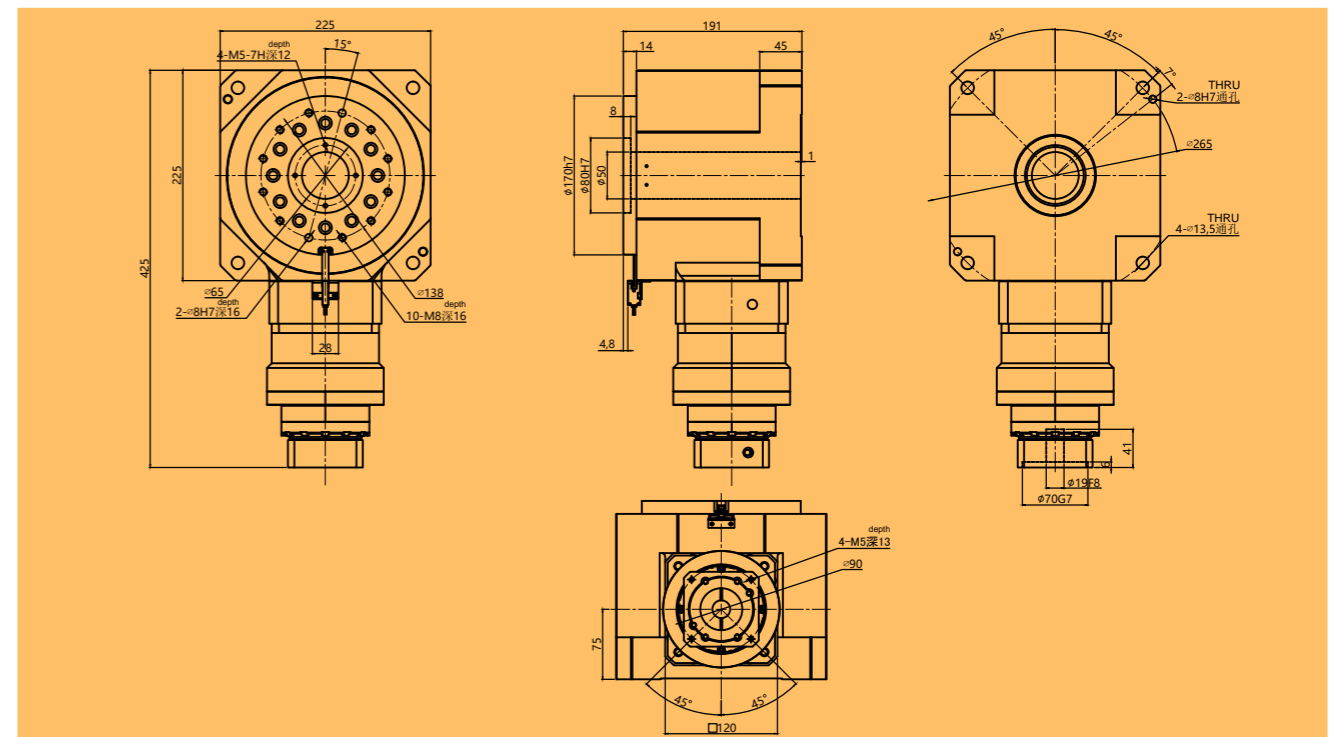
注 旋转平台平行度有更高要求请联系我司销售人员  
If the parallelism of the rotating platform has higher requirements, please contact our sales staff

外形尺寸图表  
Outline dimensional

HRM225-L1 配1KW伺服接口 for 1KW Servo Interface



HRM225-L2 配1KW伺服接口 for 1KW Servo Interface




\* 以上技术参数仅供参考，实际根据客户提供的数据，会出具相关的技术参数及尺寸。  
The above data is for reference only. Based on the data provided by the customer, relevant technical parameters and dimensions will be provided



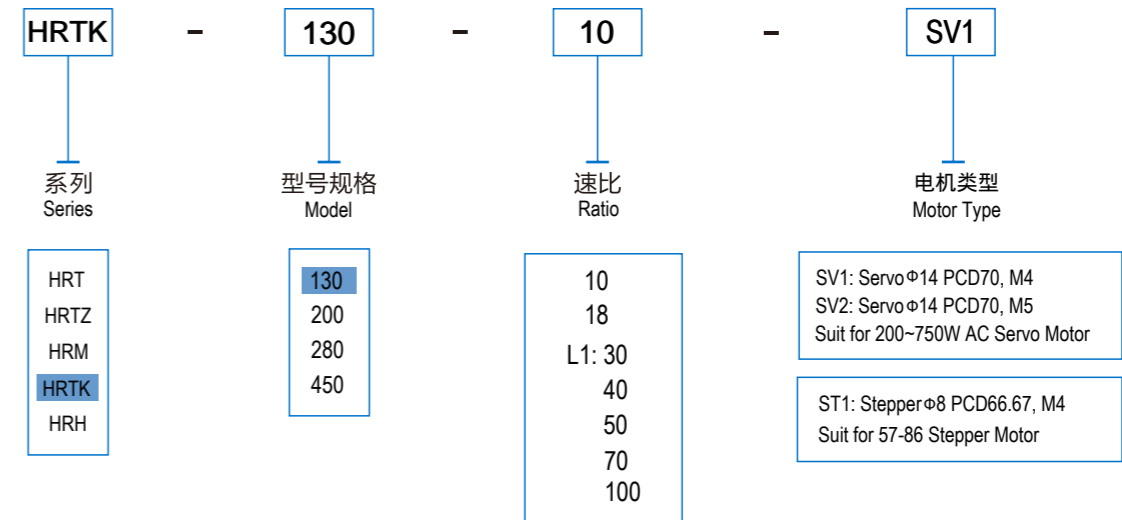
# HRTK Series

Steel Housing Hollow Rotary Table  
钢壳型中空旋转平台



## 订货型号表示

### Ordering Representation



## 技术参数

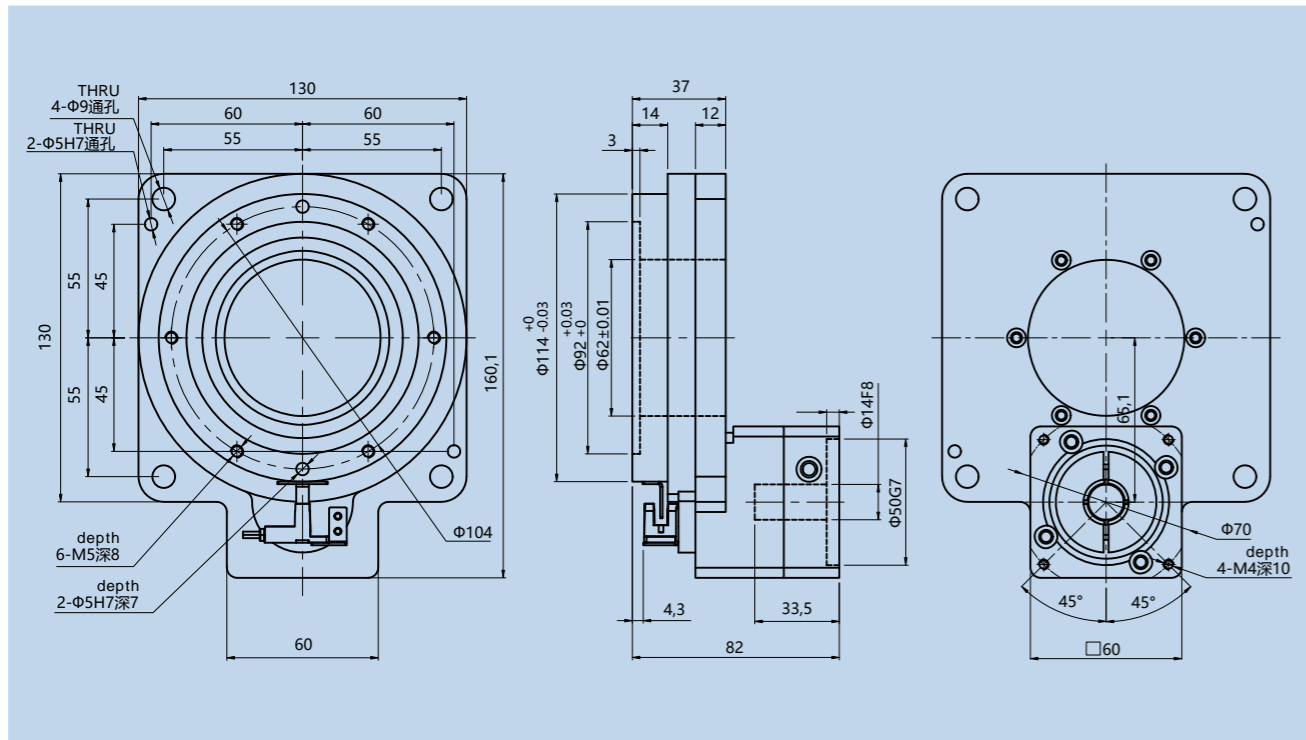
### Technical Parameter

型号 Model		HRTK130		HRTK130-L1					
轴承结构	Bearing structure	交叉滚子轴承 Cross roller bearing							
减速比	Reduction ratio	I	10	18	30	40	50	70	100
额定输出扭矩	Rated output torque	N.m	56	35	56				
最大输出扭矩	Output torque	N.m	3倍额定扭矩 3 Times rated torque						
定位精度	Positioning accuracy	arc-min	$\leq 1$		$\leq 3$				
反复定位精度	Repeated positioning accuracy	arc-sec	$\leq 15$		$\leq 30$				
容许盘面转速	Allowable disk speed	rpm	200 (间歇运转) Intermittent operation						
适配伺服马达	Adapt to servo motor	W	200-750						
适配步进马达	Suitable for stepping motor		57-86 步进 Stepper						
容许轴向负载	Allowable axial load	N	2800						
容许惯性力矩	Allowable moment of inertia	N.m	50						
扭转刚性	Torsional rigidity	N.m/arcmin	19						
倾覆力矩	Overturning moment	N.m	530						
精度寿命	Accuracy life	h	30000h (间歇运转) Intermittent operation						
防护等级	Protection level	IP	50						
润滑方式	Lubrication method		长效润滑 Long-term lubrication						
安装方式	Installation method		任意 Arbitrary						
旋转平台同心度	Concentricity of rotating platform	mm	$\leq 0.01$						
旋转平台平行度	Parallelism of rotating platform	mm	$\leq 0.015$						
传动效率	Transmission efficiency	%	95						90
噪音	Noise	db	$\leq 60$		$\leq 60$				
重量	Weight	kg	3.1						4.5
设计承重	Design load	kg	50						

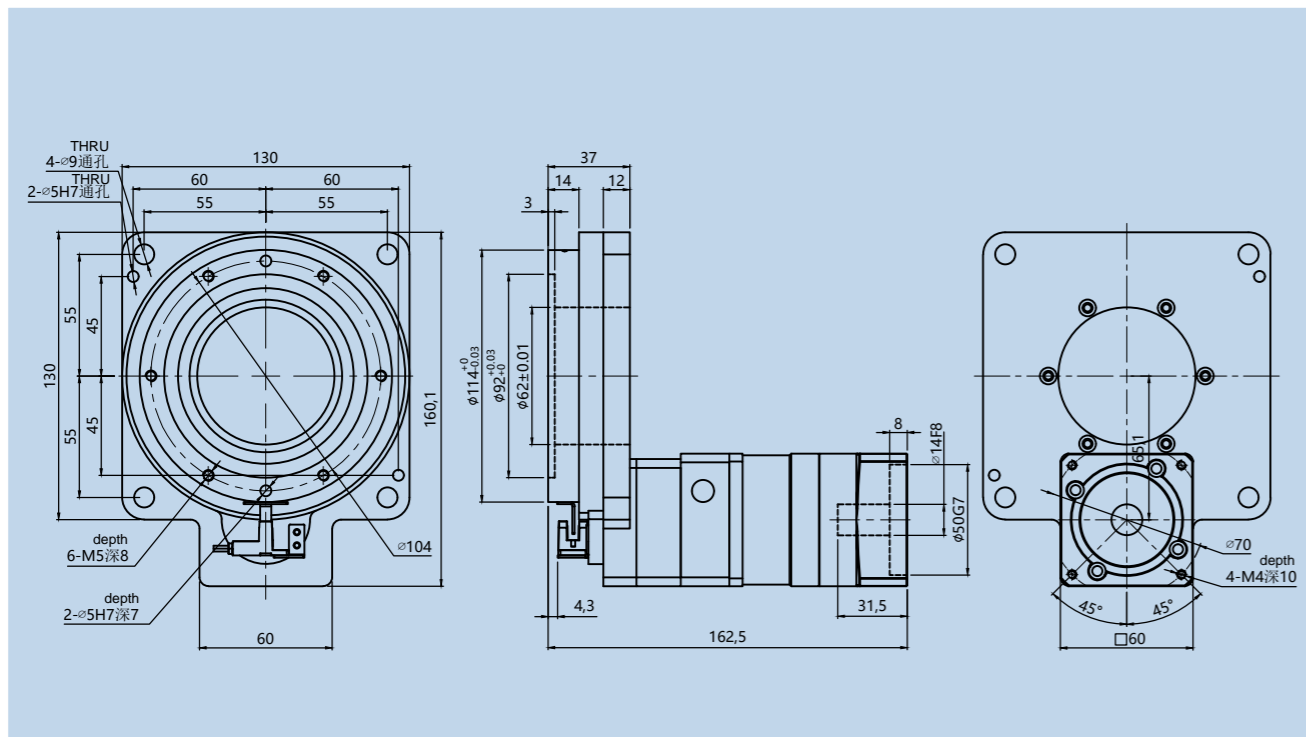
注 旋转平台平行度有更高要求请联系我司销售人员  
If the parallelism of the rotating platform has higher requirements, please contact our sales staff

## 外形尺寸图表 Outline dimensional

HRTK130(18) 配400W伺服接口 for 400W Servo Interface



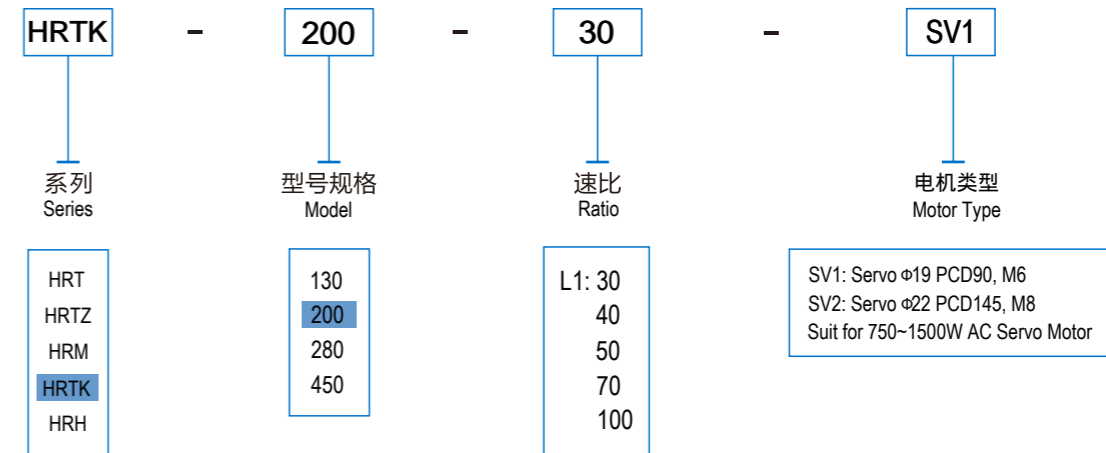
HRTK130JS-L1 配400W伺服接口 for 400W Servo Interface



\* 以上技术参数仅供参考，实际根据客户提供的数据，会出具相关的技术参数及尺寸。  
The above data is for reference only. Based on the data provided by the customer, relevant technical parameters and dimensions will be provided



## 订货型号表示 Ordering Representation



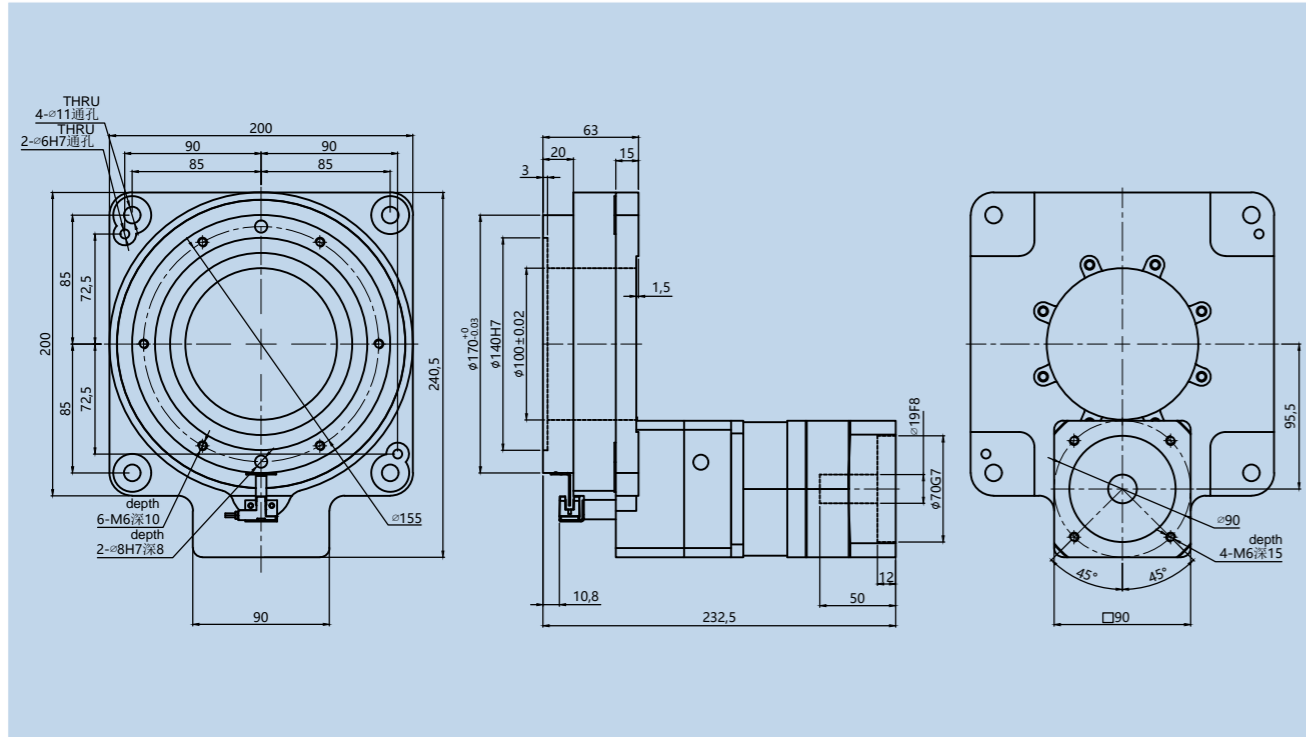
## 技术参数 Technical Parameter

型号 Model		HRTK200-L1				
轴承结构 Bearing structure		交叉滚子轴承 Cross roller bearing				
减速比 Reduction ratio	I	30	40	50	70	100
额定输出扭矩 Rated output torque	N.m	147				
最大输出扭矩 Output torque	N.m	3倍额定扭矩 3 Times rated torque				
定位精度 Positioning accuracy	arc-min	≤3				
反复定位精度 Repeated positioning accuracy	arc-sec	≤30				
容许盘面转速 Allowable disk speed	rpm	200 (间歇运转) Intermittent operation				
适配伺服马达 Adapt to servo motor	W	750-1500				
适配步进马达 Suitable for stepping motor		86-110 步进 Stepper				
容许轴向负载 Allowable axial load	N	5500				
容许惯性力矩 Allowable moment of inertia	N.m	100				
扭转刚性 Torsional rigidity	N.m/arcmin	32				
倾覆力矩 Overturning moment	N.m	1820				
精度寿命 Accuracy life	h	30000 (间歇运转) Intermittent operation				
防护等级 Protection level	IP	50				
润滑方式 Lubrication method		长效润滑 Long-term lubrication				
安装方式 Installation method		任意 Arbitrary				
旋转平台同心度 Concentricity of rotating platform	mm	≤0.01				
旋转平台平行度 Parallelism of rotating platform	mm	≤0.02				
传动效率 Transmission efficiency	%	90				
噪音 Noise	db	≤63				
重量 Weight	kg	14.6				
设计承重 Design load	kg	85				

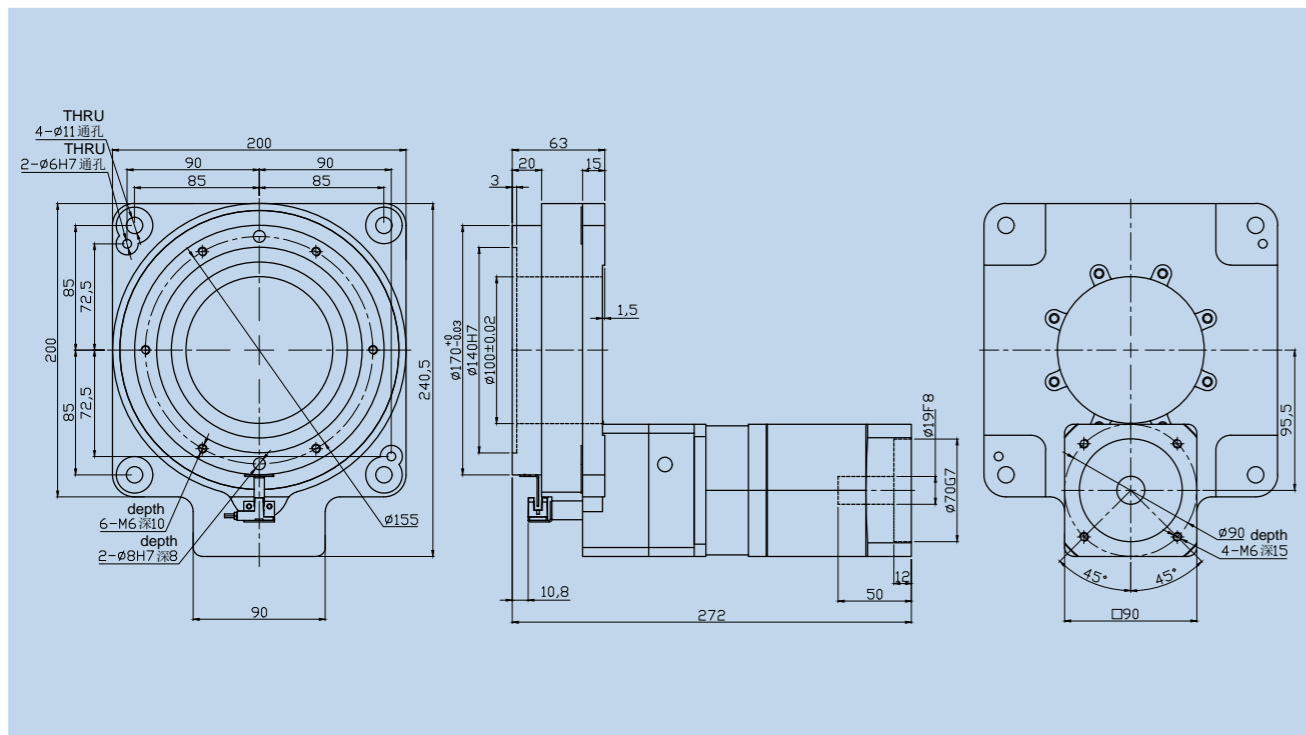
注 旋转平台平行度有更高要求请联系我司销售人员  
If the parallelism of the rotating platform has higher requirements, please contact our sales staff

## 外形尺寸图表 Outline dimensional

HRTK200-L1-D 配750W伺服接口 for 750W Servo Interface



HRTK200-L2-D 配750W伺服接口 for 750W Servo Interface

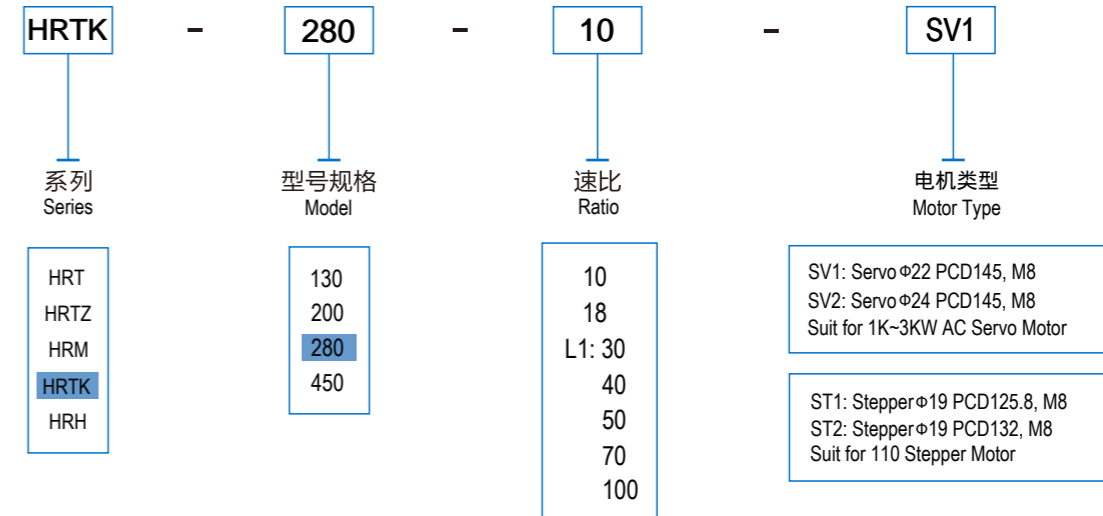


\* 以上技术参数仅供参考，实际根据客户提供的数据，会出具相关的技术参数及尺寸。  
The above data is for reference only. Based on the data provided by the customer, relevant technical parameters and dimensions will be provided



## 订货型号表示

### Ordering Representation



## 技术参数

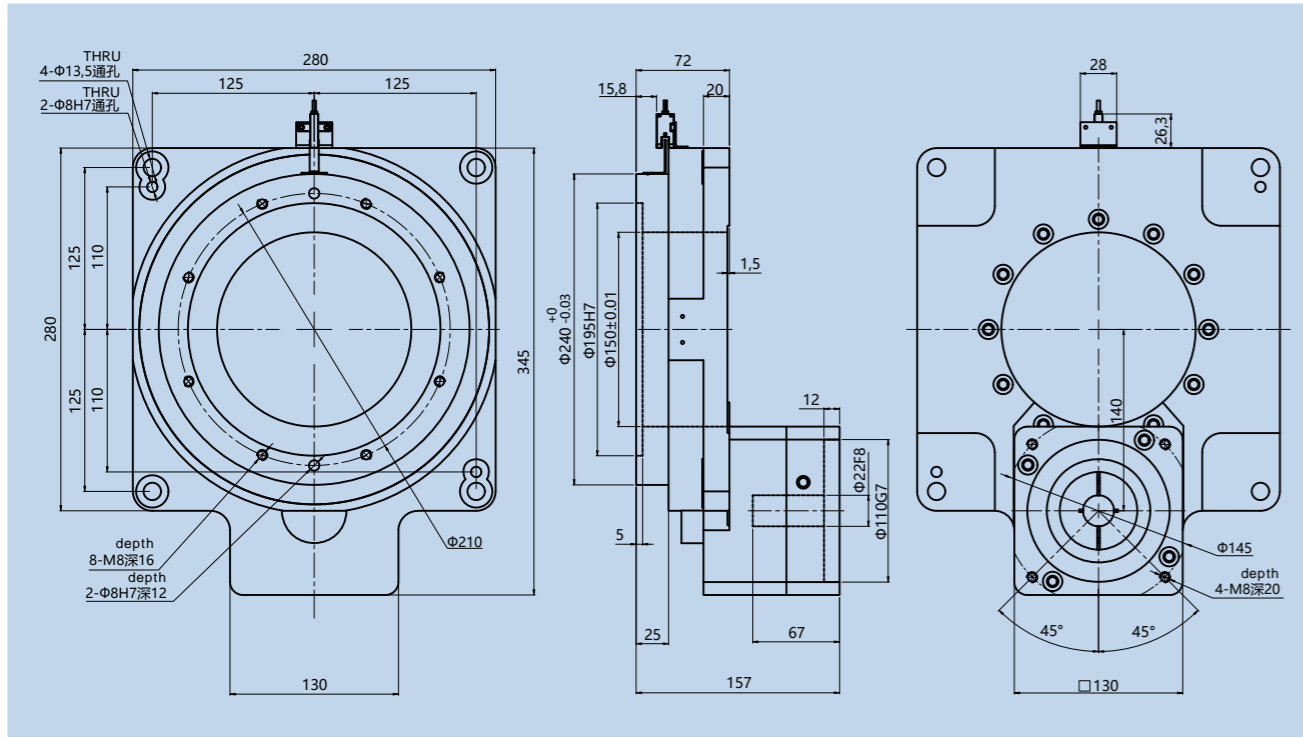
### Technical Parameter

型号 Model		HRTK280		HRTK280-L1				
轴承结构 Bearing structure		交叉滚子轴承 Cross roller bearing						
减速比 Reduction ratio	I	10	18	30	40	50	70	100
额定输出扭矩 Rated output torque	N.m	310	205	310				
最大输出扭矩 Output torque	N.m	3倍额定扭矩 3 Times rated torque						
定位精度 Positioning accuracy	arc-min	≤1		≤3				
反复定位精度 Repeated positioning accuracy	arc-sec	≤15		≤30				
容许盘面转速 Allowable disk speed	rpm	200 (间歇运转) Intermittent operation						
适配伺服马达 Adapt to servo motor	W	1000-3000						
适配步进马达 Suitable for stepping motor		110 步进 Stepper						
容许轴向负载 Allowable axial load	N	12000						
容许惯性力矩 Allowable moment of inertia	N.m	200						
扭转刚性 Torsional rigidity	N.m/arcmin	58						
倾覆力矩 Overturning moment	N.m	3780						
精度寿命 Accuracy life	h	30000 (间歇运转) Intermittent operation						
防护等级 Protection level	IP	50						
润滑方式 Lubrication method		长效润滑 Long-term lubrication						
安装方式 Installation method		任意 Arbitrary						
旋转平台同心度 Concentricity of rotating platform	mm	≤0.015						
旋转平台平行度 Parallelism of rotating platform	mm	≤0.03						
传动效率 Transmission efficiency	%	95					90	
噪音 Noise	db	≤67						
重量 Weight	kg	25					32.5	
设计承重 Design load	kg	180						

注 旋转平台平行度有更高要求请联系我司销售人员  
If the parallelism of the rotating platform has higher requirements, please contact our sales staff

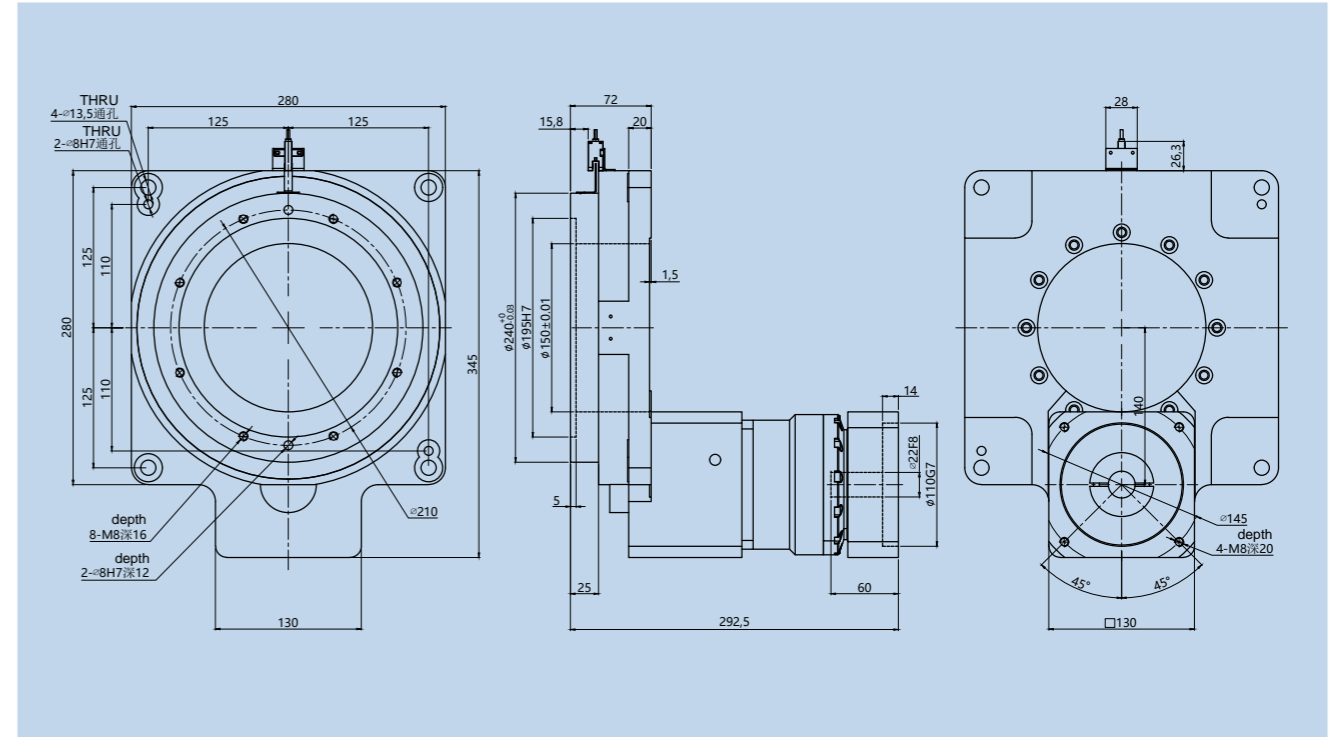
外形尺寸图表  
Outline dimensional

HRTK280-10(18) 配1KW伺服接口 for 1KW Servo Interface

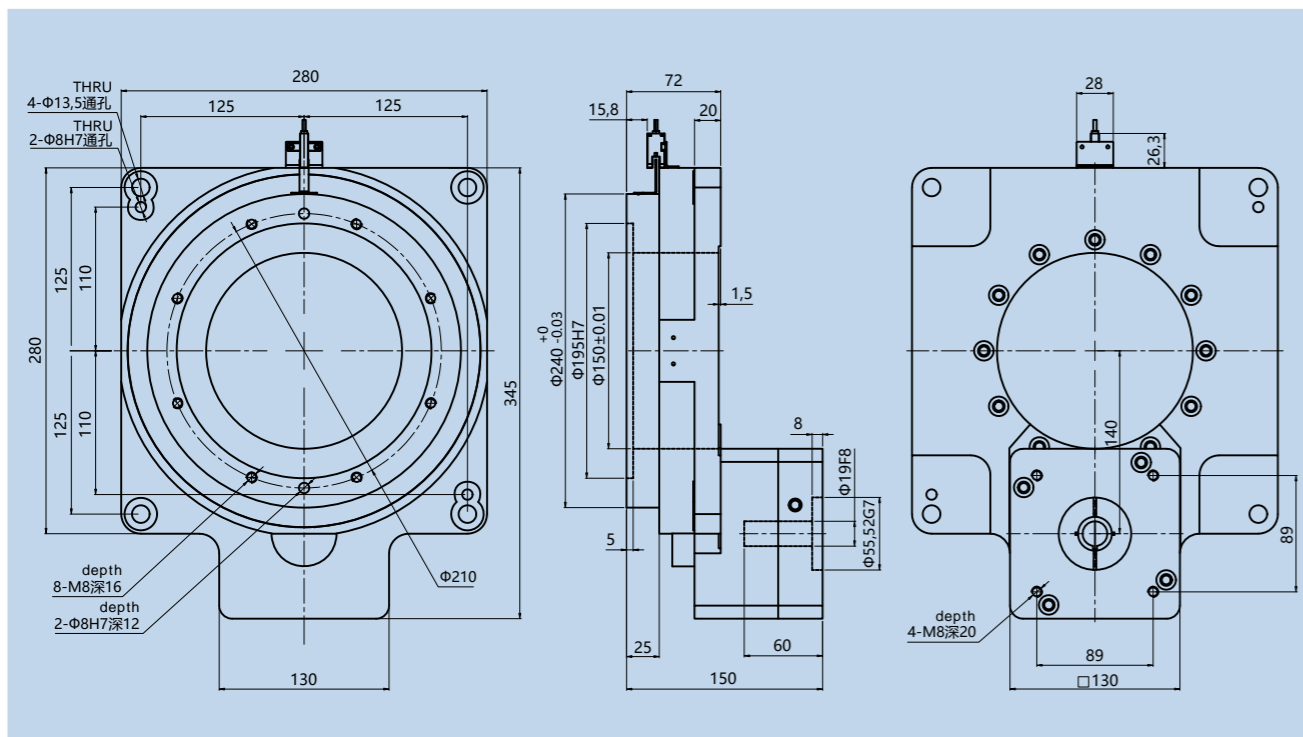


外形尺寸图表  
Outline dimensional

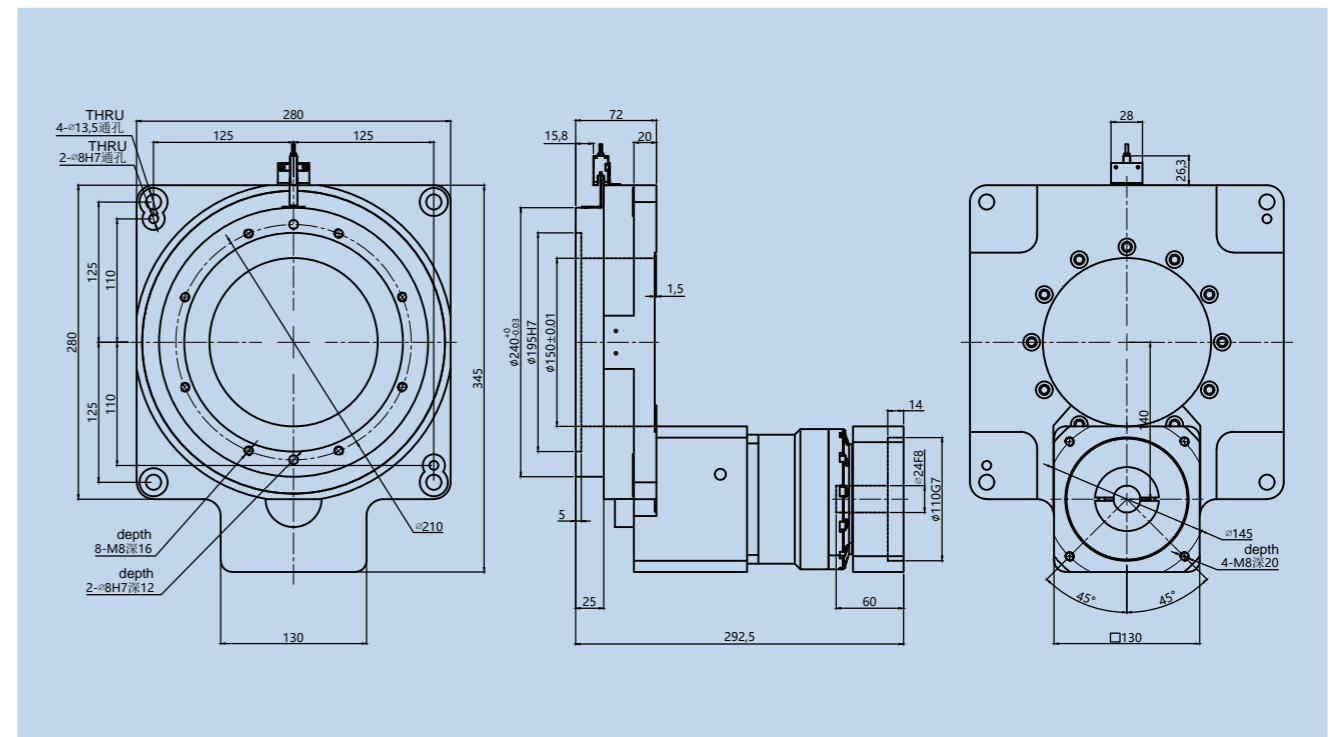
HRTK280JS-10 配1KW伺服接口 for 1KW Servo Interface



HRTK280-10(18) 配110步进接口 for 110 Stepper Interface



HRTK280JS-10 配1KW伺服接口 for 1KW Servo Interface

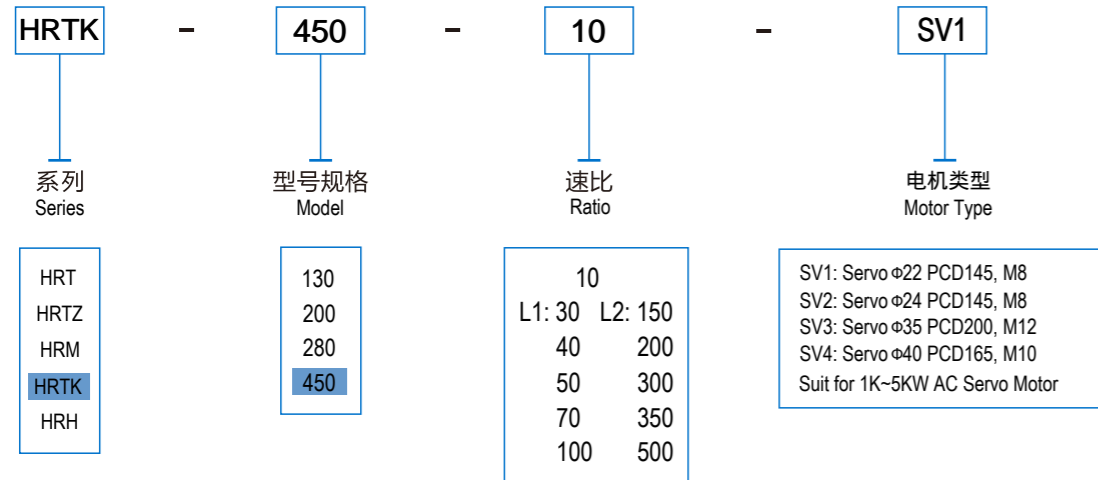


\* 以上技术参数仅供参考，实际根据客户提供的数据，会出具相关的技术参数及尺寸。  
The above data is for reference only. Based on the data provided by the customer, relevant technical parameters and dimensions will be provided

\* 以上技术参数仅供参考，实际根据客户提供的数据，会出具相关的技术参数及尺寸。  
The above data is for reference only. Based on the data provided by the customer, relevant technical parameters and dimensions will be provided



### 订货型号表示 Ordering Representation



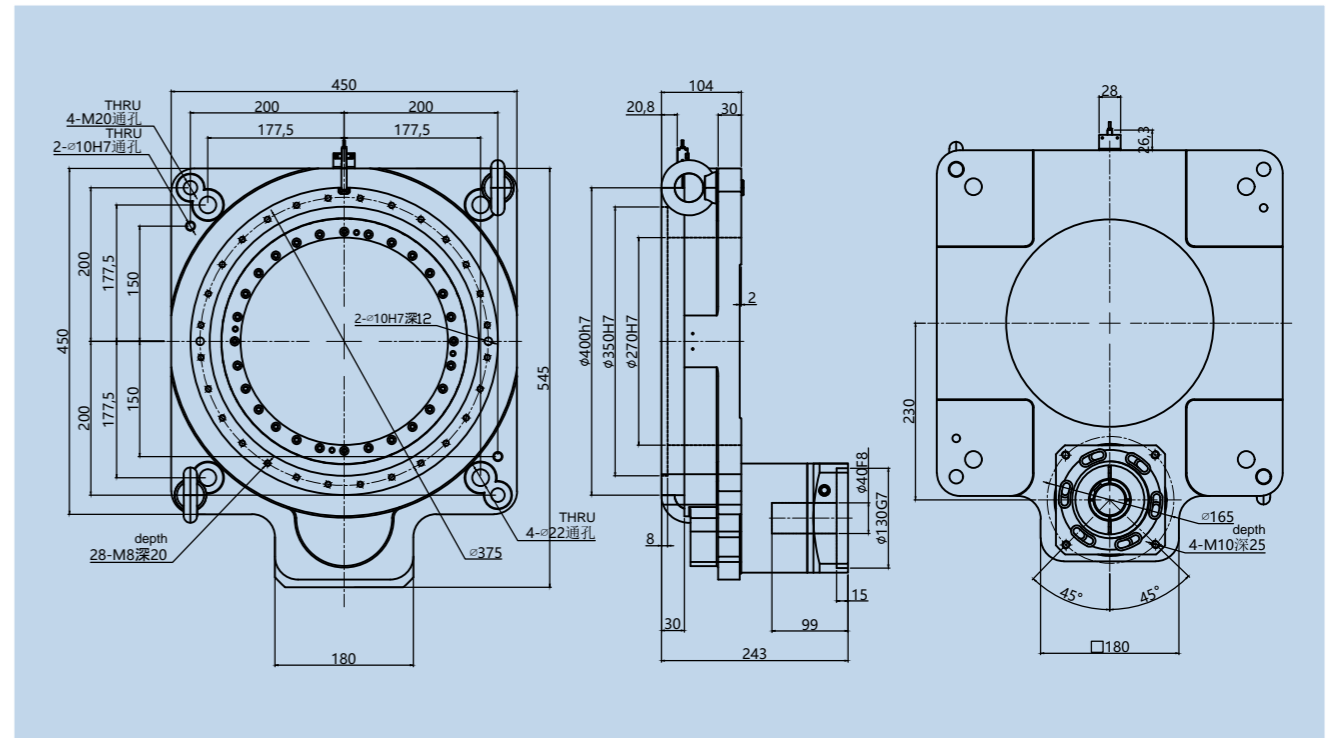
### 技术参数 Technical Parameter

型号 Model		HRTK450	HRTK450-L1							HRTK450-L2			
轴承结构 Bearing structure		交叉滚子轴承 Cross roller bearing											
减速比 Reduction ratio	I	10	30	40	50	70	100	150	200	300	350	500	
额定输出扭矩 Rated output torque	N.m	1550	1550							2000			
最大输出扭矩 Output torque	N.m	3倍额定扭矩 3 Times rated torque											
定位精度 Positioning accuracy	arc-min	$\leq 1$	$\leq 3$							$\leq 3$			
反复定位精度 Repeated positioning accuracy	arc-sec	$\leq 15$	$\leq 30$							$\leq 30$			
容许盘面转速 Allowable disk speed	rpm	200 (间歇运转) Intermittent operation											
适配伺服马达 Adapt to servo motor	W	1000-5000											
适配步进马达 Suitable for stepping motor													
容许轴向负载 Allowable axial load	N	29600											
容许惯性力矩 Allowable moment of inertia	N.m	750											
扭转刚性 Torsional rigidity	N.m/arcmin	175											
倾覆力矩 Overturning moment	N.m	6300											
精度寿命 Accuracy life	h	30000 (间歇运转) Intermittent operation											
防护等级 Protection level	IP	50											
润滑方式 Lubrication method		长效润滑 Long-term lubrication											
安装方式 Installation method		任意 Arbitrary											
旋转平台同心度 Concentricity of rotating platform	mm	$\leq 0.02$											
旋转平台平行度 Parallelism of rotating platform	mm	$\leq 0.04$											
传动效率 Transmission efficiency	%	95	90							90			
噪音 Noise	db	$\leq 67$											
重量 Weight	kg												
设计承重 Design load	kg	1000											

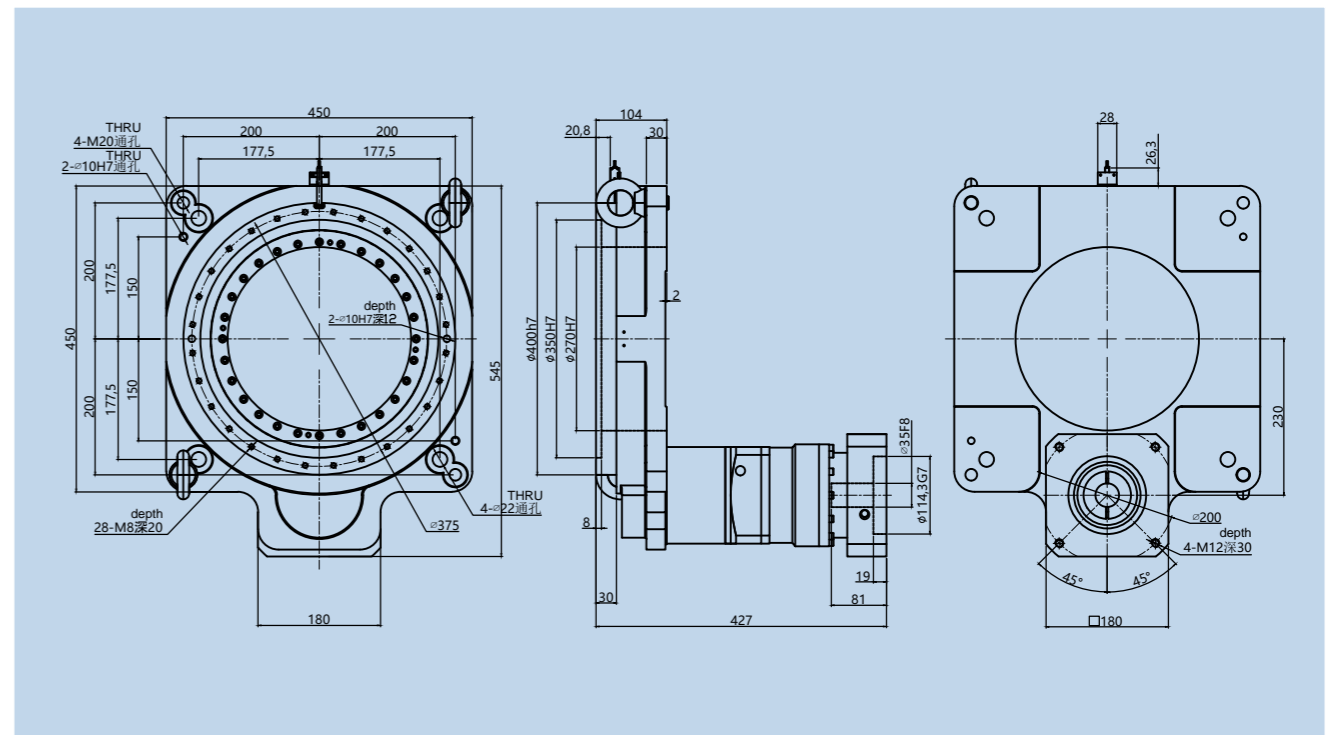
注 旋转平台平行度有更高要求请联系我司销售人员  
If the parallelism of the rotating platform has higher requirements, please contact our sales staff

### 外形尺寸图表 Outline dimensional

HRTK450 配2KW伺服接口 for 2KW Servo Interface




HRTK450JS-L1 配2KW伺服接口 for 2KW Servo Interface



\* 以上技术参数仅供参考，实际根据客户提供的数据，会出具相关的技术参数及尺寸。  
The above data is for reference only. Based on the data provided by the customer, relevant technical parameters and dimensions will be provided

# HRH Series


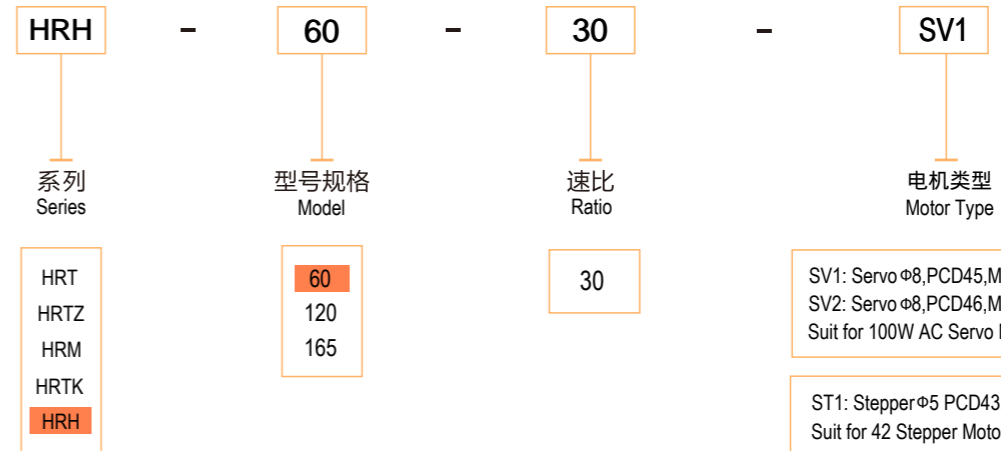
Hypoid Hollow Rotary Platform  
海波齿型中空旋转平台



05

## 订货型号表示

### Ordering Representation



## 技术参数

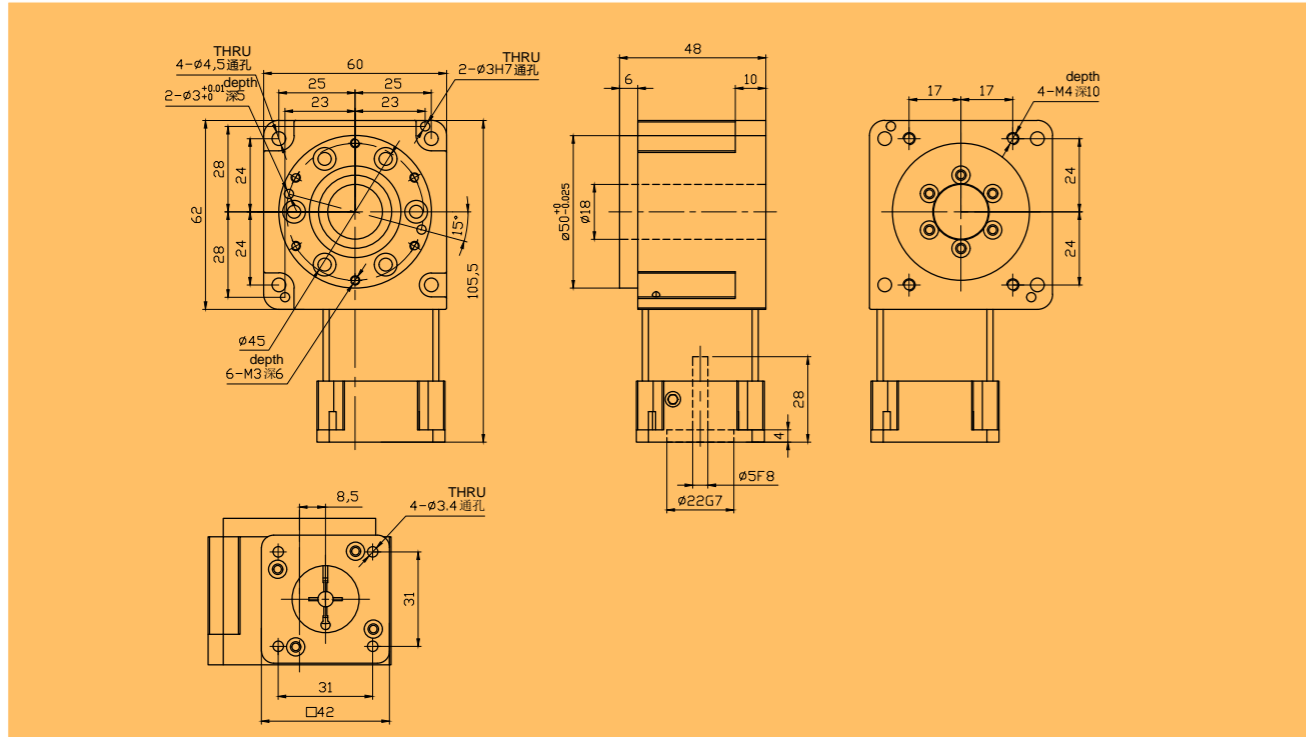
### Technical Parameter

型号 Model		HRH60	
轴承结构 Bearing structure			交叉滚子轴承 Cross roller bearing
减速比 Reduction ratio	I		30
额定输出扭矩 Rated output torque	N.m		35
最大输出扭矩 Output torque	N.m		3倍额定扭矩 3 Times rated torque
定位精度 Positioning accuracy	arc-min		$\leq 1$
反复定位精度 Repeated positioning accuracy	arc-sec		$\leq 30$
容许盘面转速 Allowable disk speed	rpm		100
适配伺服马达 Adapt to servo motor	W		100
适配步进马达 Suitable for stepping motor			42 步进 Stepper
容许轴向负载 Allowable axial load	N		2100
容许惯性力矩 Allowable moment of inertia	N.m		15
扭转刚性 Torsional rigidity	N.m/arcmin		--
齿隙 Backlash			--
精度寿命 Accuracy life	h		20000 (间歇运转) Intermittent operation
防护等级 Protection level	IP		54
润滑方式 Lubrication method			长效润滑 Long-term lubrication
安装方式 Installation method			任意 Arbitrary
旋转平台同心度 Concentricity of rotating platform	mm		$\leq 0.01$
旋转平台平行度 Parallelism of rotating platform	mm		$\leq 0.01$
传动效率 Transmission efficiency	%		90
噪音 Noise	db		$\leq 60$
重量 Weight	kg		0.9
设计承重 Design load	kg		10

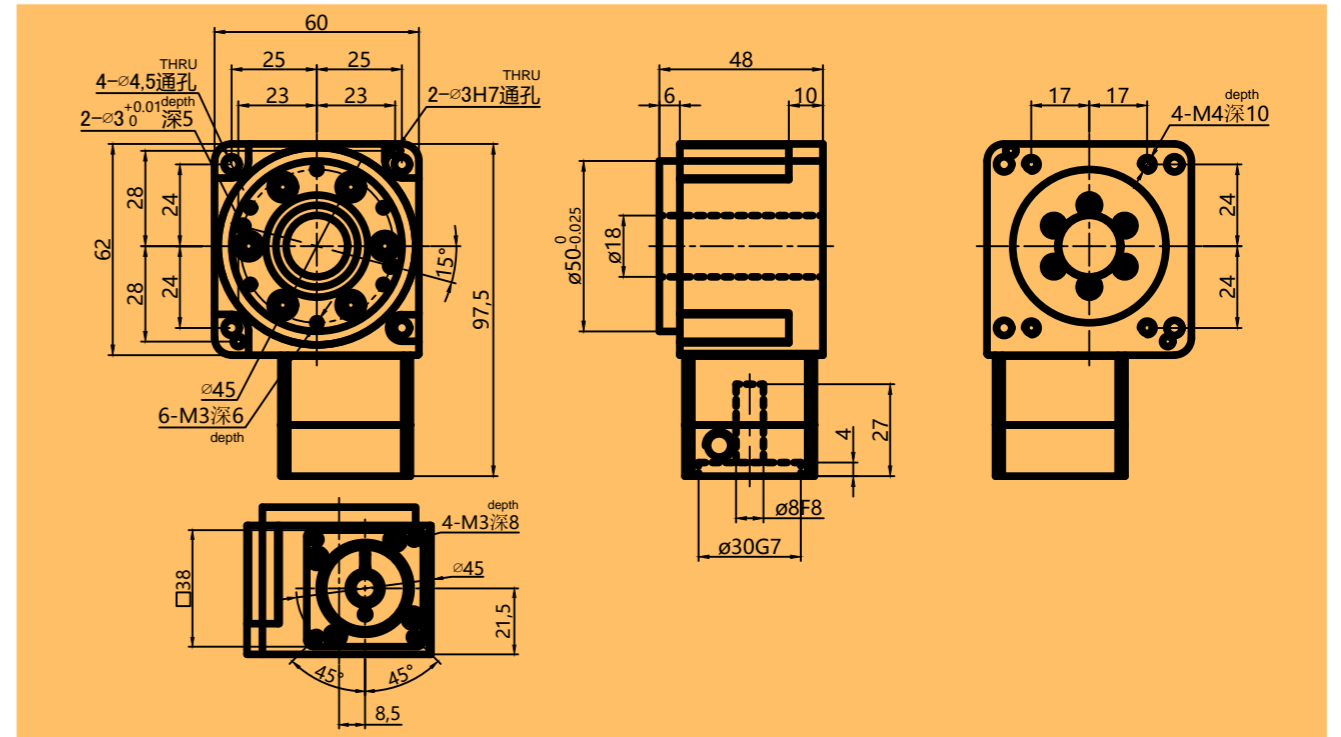
注 旋转平台平行度有更高要求请联系我司销售人员  
If the parallelism of the rotating platform has higher requirements, please contact our sales staff

外形尺寸图表  
Outline dimensional

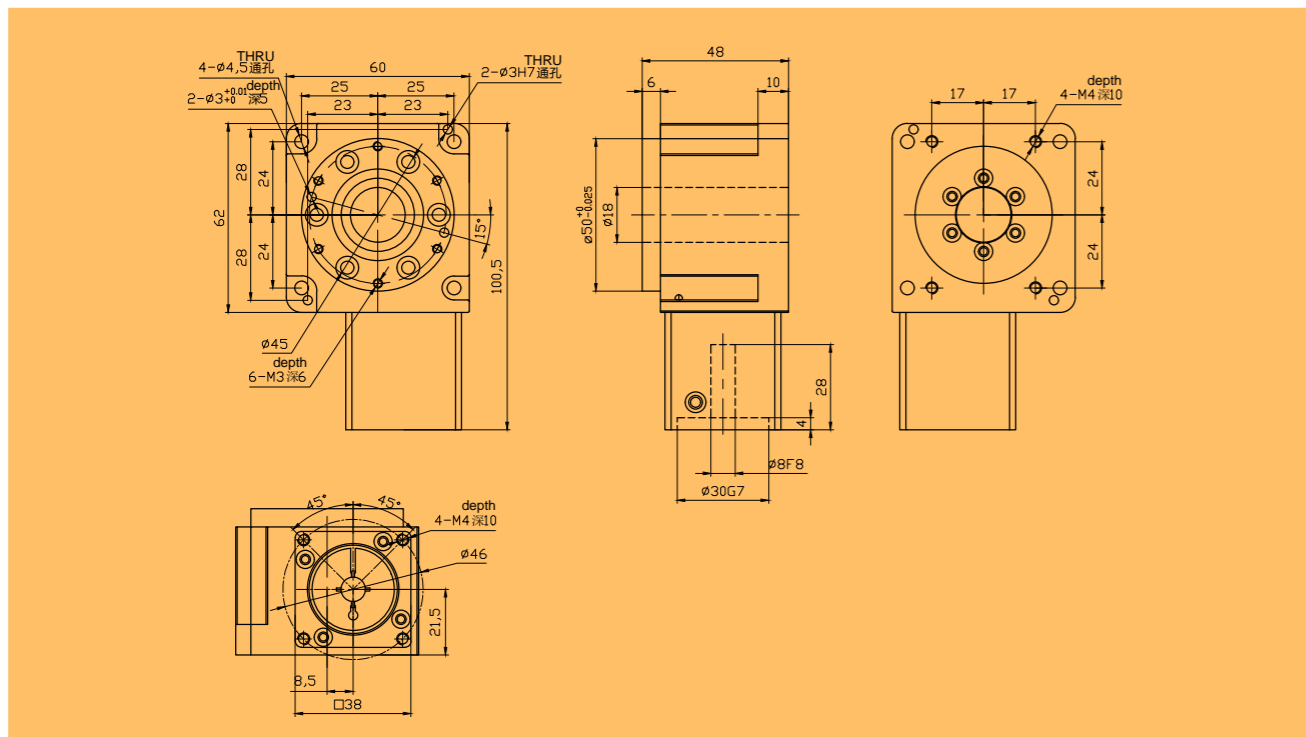
HRH60-30 配42步接口 for 42 Stepper Interface



HRH60-30 配100W伺服接口 for 100W Servo Interface



HRH60-30 配100W伺服接口 for 100W Servo Interface

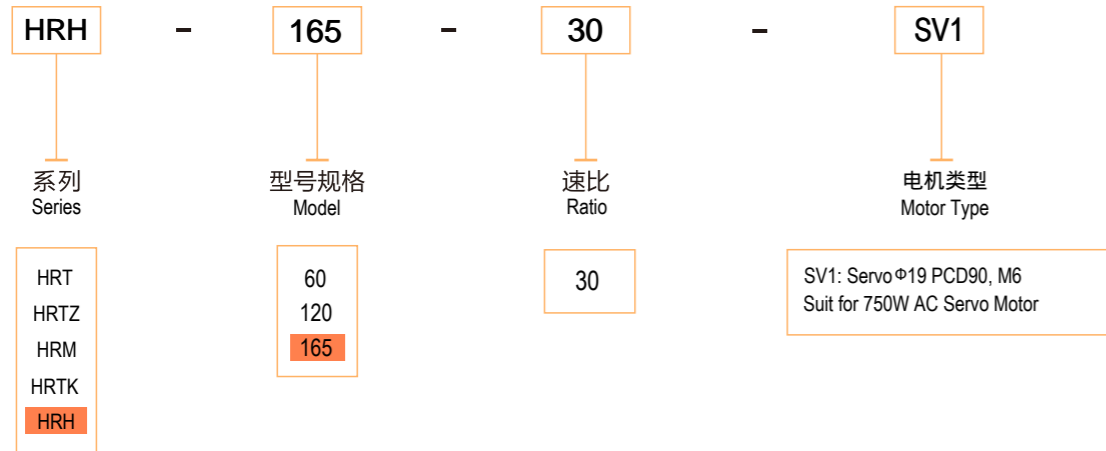


\* 以上技术参数仅供参考, 实际根据客户提供的数据, 会出具相关的技术参数及尺寸。  
The above data is for reference only. Based on the data provided by the customer, relevant technical parameters and dimensions will be provided





### 订货型号表示 Ordering Representation



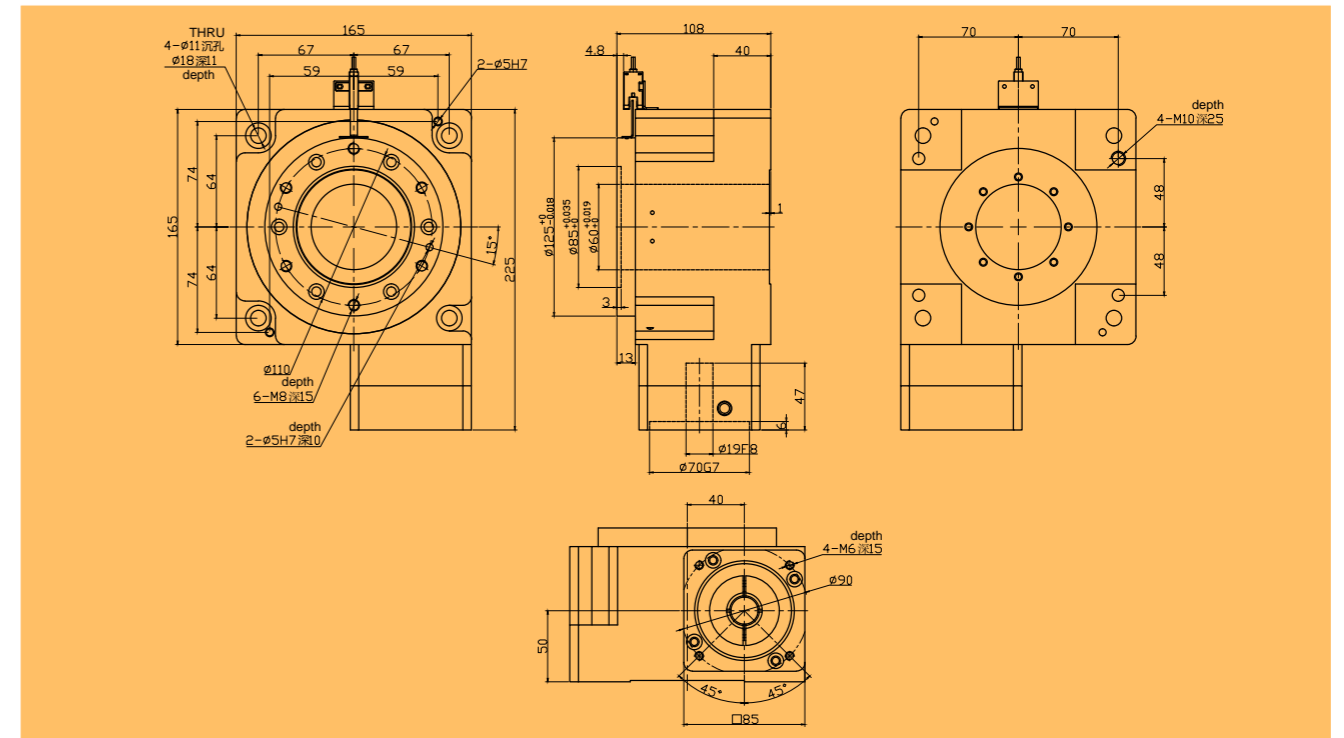
### 技术参数 Technical Parameter

型号 Model		HRH165	
轴承结构	Bearing structure		交叉滚子轴承 Cross roller bearing
减速比	Reduction ratio	I	30
额定输出扭矩	Rated output torque	N.m	330
最大输出扭矩	Output torque	N.m	3倍额定扭矩 3 Times rated torque
定位精度	Positioning accuracy	arc-min	$\leq 1$
反复定位精度	Repeated positioning accuracy	arc-sec	$\leq 30$
容许盘面转速	Allowable disk speed	rpm	100
适配伺服马达	Adapt to servo motor	W	750
适配步进马达	Suitable for stepping motor		86-110 步进 Stepper
容许轴向负载	Allowable axial load	N	13500
容许惯性力矩	Allowable moment of inertia	N.m	110
扭转刚性	Torsional rigidity	N.m/arcmin	--
齿隙	Backlash		--
精度寿命	Accuracy life	h	20000 (间歇运转) Intermittent operation
防护等级	Protection level	IP	65
润滑方式	Lubrication method		长效润滑 Long-term lubrication
安装方式	Installation method		任意 Arbitrary
旋转平台同心度	Concentricity of rotating platform	mm	$\leq 0.01$
旋转平台平行度	Parallelism of rotating platform	mm	$\leq 0.01$
传动效率	Transmission efficiency	%	90
噪音	Noise	db	$\leq 60$
重量	Weight	kg	13
设计承重	Design load	kg	120

注 旋转平台平行度有更高要求请联系我司销售人员  
If the parallelism of the rotating platform has higher requirements, please contact our sales staff


### 外形尺寸图表 Outline dimensional

HRH165-30 配750W伺服接口 for 750W Servo Interface




\* 以上技术参数仅供参考，实际根据客户提供的数据，会出具相关的技术参数及尺寸。  
The above data is for reference only. Based on the data provided by the customer, relevant technical parameters and dimensions will be provided

## Description Of Connecting Motor To Hollow Rotating Platform 中空旋转平台连接马达说明




先确认马达和旋转平台是否完好。核对马达与旋转平台连接尺寸是否正确，并将两者配合面擦拭干净。

First confirm whether the motor and rotating platform are in good condition. Check whether the connection size between the motor and the rotating platform is correct, and wipe the mating surfaces of the two clean.




取下马达上原有的平键。  
Remove the original flat key on the motor.



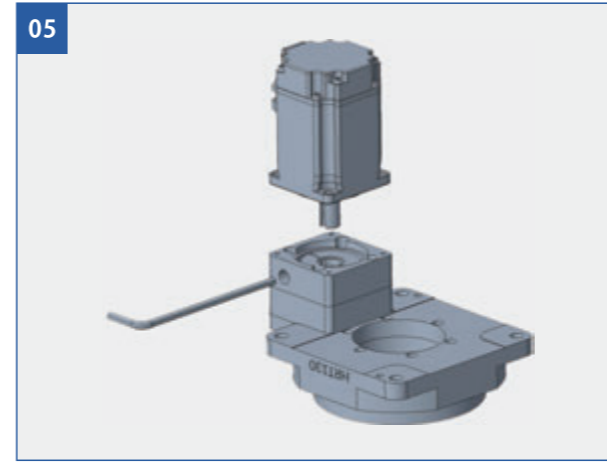
确定马达轴径，如需轴套，请先装进入力孔内，并与锁紧环的开槽口对齐。

Determine the motor shaft diameter. If a shaft sleeve is required, please install it into the force hole first and align it with the notch of the locking ring.



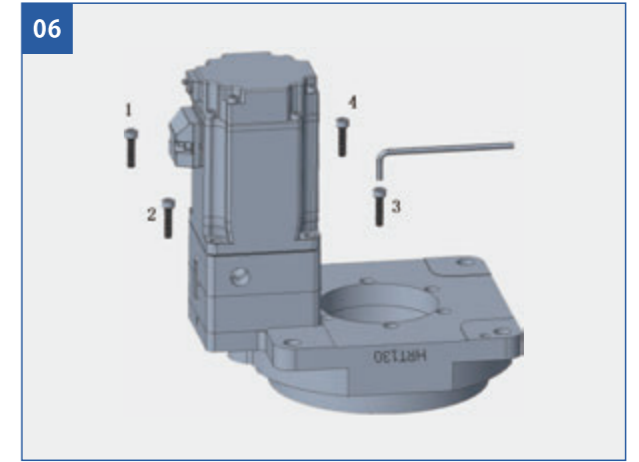
取出塞头，调整输入轴锁紧环使其紧固螺丝与塞头孔对齐，插入内六角扳手。

Take out the plug, adjust the input shaft locking ring so that the tightening screw is aligned with the plug hole, and insert an Allen key.



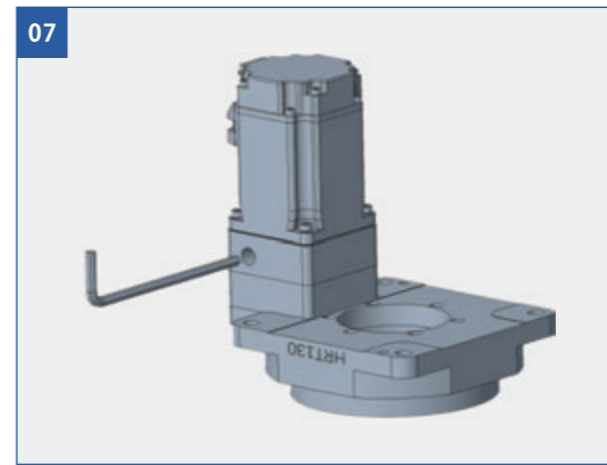
将马达垂直与旋转平台自然连接，严禁敲打。防止轴向力过大损坏轴承或齿轮。

Connect the motor vertically to the rotating platform naturally, and no beating is allowed. To prevent excessive axial force from damaging bearings or gears.



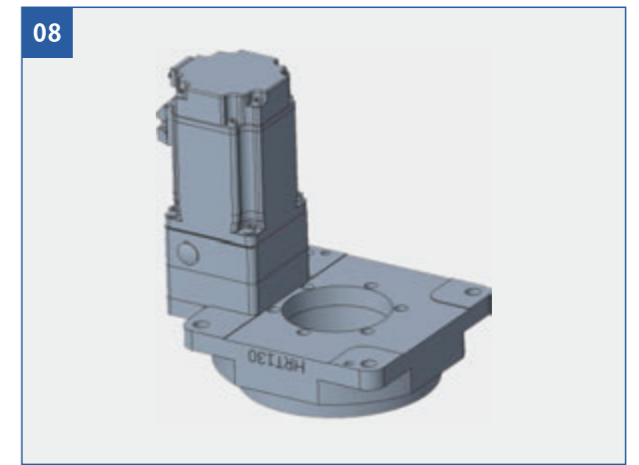
为保证受力均匀，请先将1, 3对角位置的安装螺丝拧上，但不要拧紧；再拧2, 4两个对角的安装螺丝。最后逐个拧紧四个安装螺丝。

In order to ensure uniform force, please screw up the installation screws at the diagonal position 1, 3 first, but do not tighten; then screw the two diagonal installation screws 2, 4. Finally, tighten the four mounting screws one by one.



锁紧抱紧螺丝。如抱紧螺丝有两颗，请一定要对称均匀锁紧。

Tighten the screws tightly. If there are two holding screws, please tighten them evenly and symmetrically.



装回塞头。

Replace the plug.

型号 Type	HRT60 HRTZ200	HRT85 HRTZ280	HRT130	HRT200	HRT280
	HRM130	HRM180	HRM225	HRM260	
	HRTK130	HRTK200	HRTK280	HRTK450	
	HRH60	HRH120	HRH165		
抱紧螺丝规格 Tightening screw specifications	M4	M5	M6	M8	M8
锁紧扭矩(Nm) Locking torque	6	10	16.3	41	41

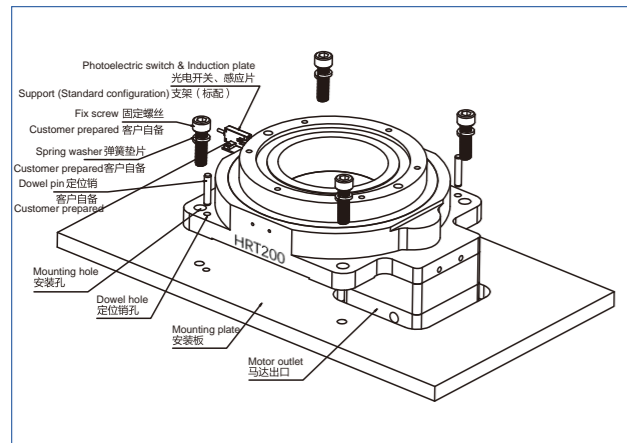
## Hollow Rotating Platform Installation Instructions

### 中空旋转平台安装说明

#### 如何安装中空旋转平台 How to install hollow rotating platform

首先在定制机械设备安装板时需在安装板上预留出马达出口及安装孔位，以便露出中空旋转平台的马达部分。然后利用 2 个定位销孔（HRT62 中定位销孔与安装孔是共享的），将中空旋转平台如下图安装到机械设备安装板上。再用螺丝将中空旋转平台牢固固定在安装板上。（如下图）

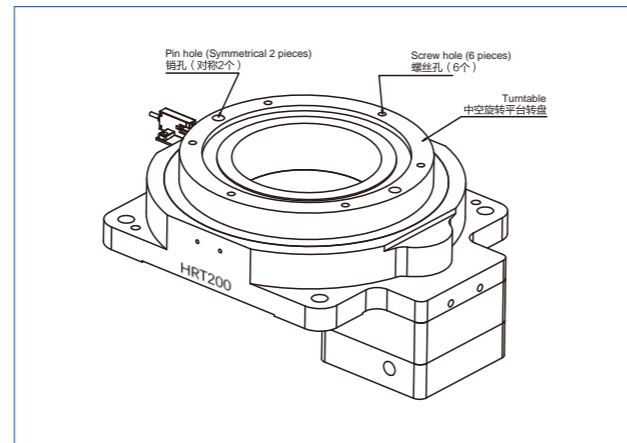
First, when customizing the mechanical equipment mounting plate, it is necessary to reserve a motor outlet and mounting hole on the mounting plate to expose the motor part of the hollow rotating platform. Then use the two positioning pin holes (the positioning pin holes and the mounting holes in HRT62 are shared) to install the hollow rotating platform on the mechanical equipment mounting plate as shown below. Then use screws to firmly fix the hollow rotating platform on the mounting plate. (As shown below)



#### 如何在中空旋转平台上安装负载 How to install a load on a hollow rotating platform

使用中空旋转平台转盘上的6个安装螺丝孔安装负载。中空旋转平台转盘上有2个安装负载用的销孔，可用于确定负载的位置，务必将定位销牢牢固定在负载上。

Use the 6 mounting screw holes on the turntable of the hollow rotating platform to install the load. There are two pin holes for load installation on the turntable of the hollow rotating platform, which can be used to determine the position of the load. The positioning pins must be firmly fixed on the load.




#### 定位销孔尺寸 Locating pin hole size

平台型号 Platform model	销孔直径 Pin hole diameter mm	销孔深度 Pin hole depth mm	销孔数量 Number of pin holes
HRT85	Φ4(H7)	6(穿孔)	2
HRT130	Φ5(H7)	7(穿孔)	2
HRTJ130			
HRT200			
HRTJ200	Φ8(H7)	8(穿孔)	2
HRTZ200			
HRT280			
HRTJ280	Φ8(H7)	12(穿孔)	2
HRTZ280			
HRM130	Φ5(H7)	10(穿孔)	2
HRM/HRMD180	Φ6(H7)	12(穿孔)	2
HRMD225	Φ8(H7)	16(穿孔)	2

## Applications

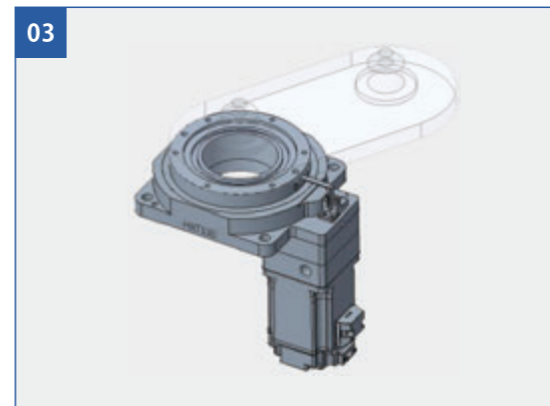
### 应用案例




高精度定位的应用  
High-precision positioning applications



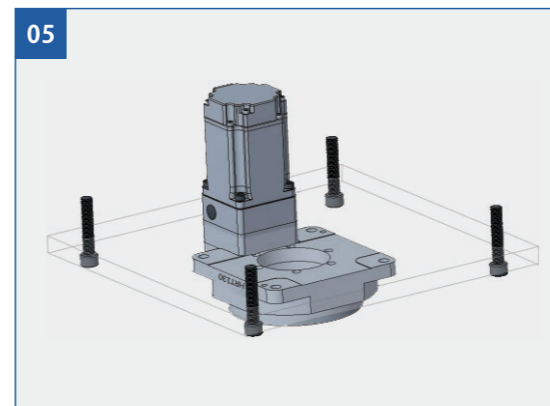
使用中孔的应用  
Applications using hollow holes



施加力矩负载的应用  
Application of applied moment load



大惯量载具做任意角度旋转的应用  
Application of large inertia vehicle to rotate at any angle



吊装  
Hoisting



侧装  
Side loading