




S.S. TECH

Motion Control & Automation Solution



sstech@cncroutermachine.co.in
shahroziddiqui078@gmail.com
www.cncroutermachine.co.in
+91 9897643825, 9625454571, 8178156585

Follow us :- SS TECH




Fiber laser cutting machine series

SST3015FL

Features

- Strong & heavy structure
- High stability configuration
- Smaller area required

Application



Parameter/Models	SST3015FL
Fibre laser power	1000/1500/3000W
Working area	3010 mm X 1510 mm
Accuracy	±0.02mm
Free move speed	1.2G
Cutting thickness (O2)	≤12mm (MS)≤8MM (SS)
Machine dimensions	2350X5500X1500mm
Auxiliary gas pressure	O2 8-10bar, N2/Air 10-16bar
Power supply	380V, ±5%, 50Hz 3phase

CO₂ Laser engraving & Cutting machine

SST1490CL

Features

- Air blower auto control
- Accurate precise cutting
- Convenience operation optimization

Application



Parameter/Models	SST1490CL
Laser type	CO2 Glass Tube
Laser power	80/100/130w
Working Area	1400x900mm
Cutting head	Single /dual
Working table type	Honeycomb/blade strip
Cooling type	Water cooling
Machine demention	205x150x105 cm
Power supply	220V ± 5% 50Hz single phase

Note :- Other Size (6090, 1390, 1410, 1610, 1325)



Laser Marking Machine Series

SST20LM

Features

- Flexible marking options
- Advanced software
- Focus adjustment

Application



Parameter/Models	SST20LM
Laser Type	Fiber
Laser power	20W/30W/50W
Working Area	100X100mm/150x150mm
Applicable material	Metal/most type of plastic
Positioning	Single red light
Focusing type	Manual
Machine dimensions	800x600x1300mm 90kg
Power supply	220V, ±5%, 50Hz single phase 600w

Note :- Other Lens Size (100x100, 150x150, 210x210, 300x300)

CNC Wood Router Machine

SST1325WR

Features

- Intelligent control system
- Higher working efficiency
- Strong & stable performance

Application



Parameter/Models	SST1325WR
Spindle power	3.5kw/4.5kw/6kw
Spindle No.	single / dual
Working Area	1300x2500mm
Applicable material	Non-metal
Working type	2D Cutting / 3D engraving
Motor type	Yako / leadshine
Working Space High	200mm / 300mm
Working table	Aluminum T-slot
Cooling type	Water Cooling
Machine dimension	190x305x160cm
Power supply	220V ± 5% 50Hz single phase

Note :- Other Size (6090, 1313, 1325, 1530 & Customise Size)

CNC Die-Making Router Machine

SST-6090ER

Features

- Precision Z-Axis control
- User-Friendly interface
- Durable construction

Application



Parameter/Models	SST6090ER
Spindle Power	1.5kw / 2.2kw / 3.2kw
Spindle No.	Single Head
Working Area	600x900mm
Applicable Material	Soft-Metal / Non-Metal
Working Space High	2D Cutting / 3D Engraving
Working Table	Yako / Lead Shine
Cooling Type	100mm / 150mm
Machine Dimensions	Aluminium Table / Water Slot Tank
Power Supply	220V ± 5% 50Hz single phase

Note :- Other Size (3030, 4040, 6060, 6090 & Customise Size)




CNC Stone Router Machine

SST1325SR

Features

- High-precision routing
- Advance CNC technology
- High speed spindle
- Advance safety equipment

Application



Parameter/Models	SST1325SR
Spindle Power	5.5kw / 7.5kw
Spindle No.	Single Head
Working Area	1300mm x 2500mm
Applicable Material	Soft-Metal / Non-Metal
Working Space High	2D Cutting / 3D Engraving
Working Table	Yako / Lead Shine
Cooling Type	450mm / 600mm
Machine Dimensions	Aluminium Table With Water Slot Tank
Power Supply	380V ± 5% 50Hz three phase

Note :- Other Size (6090, 1313, 1325, 1530 & Customise Size)



CNC Router Tools & Spare Part



Semi Servo Drive/Motor



Stepper Drive/Motor



Stepper Drive



**Controller
NK 105/G2
NK 105/G3**



Bearing Block/Linear



CNC Gearbox



Timing Belt



Power Supply



**Controller
Rich Auto A11**



CNC Sensor



Air Cool Spindle



Water Cool Spindle



ER Collet



CNC Carbide Tools



ER Nut Tool



Spindle Connector

Mob :- +91 9897643825, 9625454571, 8178156585