



AN ISO 9001:2015 COMPANY

KHODIYAR
INDUSTRIAL PVT. LTD.



**Conveyors
&
Rollers**





About us

- ➔ Khodiyar Industrial Private Limited, established in year 2016, Serving the OEMs from last 8 years , is rapidly growing and in the field of conveyors rollers. In short span of time, we have gained customer confidence in terms of quality and delivery.
- ➔ Our customers are packaging equipment manufacturers and integrators which serve to various industries as distribution and logistics, pharmaceuticals, automobiles, chemicals, Food and warehousing industry.
- ➔ Our mission is to “drive your profits” by providing roller at fastest speed resulting ultimate customer satisfaction.
- ➔ Our product range includes various types of Conveyor Rollers for light weight as well heavy weight applications.
- ➔ We make conveyor rollers for roller conveyor to carry carton boxes, plastic crates, totes, drums, pallets with pallets with jumbo bogs, etc.



Industries We Serve

We serve various industries such as...

- ✓ Food
- ✓ Pharmaceuticals
- ✓ Logistics
- ✓ Warehouse
- ✓ Cold Storage
- ✓ Dairy
- ✓ Security Equipment
X Ray Scanners Etc
- ✓ Chemicals
- ✓ FMCG
- ✓ Automobiles & Ancillary
- ✓ Packaging
- ✓ Parcel Sorters

Product Suitability


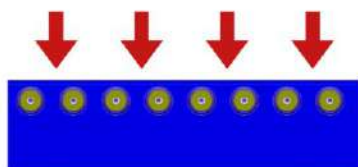

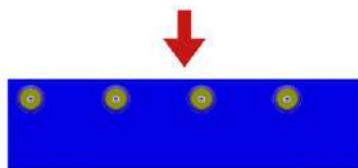
- ➔ Products with even and smooth surfaces are suitable to run on the roller conveyors. Products with uneven surfaces are not suitable to run on the roller conveyors.
- ➔ Generally below mentioned products are suitable to convey on rollers.





Load & Pitch Calculations

- ➔ Load capacities mentioned are distributive and not concentric. The product weight is divided over the number of the rollers below the product. E.g. if a carton box of 50kg is having 5nos of rollers below it, roller capacity should be 5kg.
- ➔ For smooth product running, minimum 3 rollers should always be considered below the product, to avoid product toppling. So the $(\text{product length}/3)+1=$ (Rollers below the product). If there are less than 3 rollers below the product, it may get toppled and



Designing of **Roller Conveyors**

- ➔ Product suitability for roller conveyors should be validated first.
- ➔ If there are uneven concentration of load inside the container, closer pitch the rollers should be considered.
- ➔ Inclined product conveying be avoided with roller conveyors.
- ➔ Roller pitch for sprocket driven rollers should be calculated based on the chain pitch.
- ➔ Rollers should be perfectly 90 degree mounted to frame to avoid product direction change.
- ➔ There should be minimum 3 Rollers below the product to make it stable. So the number of rollers below product should be $(\text{Conveying Length} / 3 + 1)$.
- ➔ For metal to metal contact should be avoided as far as possible to avoid wearing out of rollers.
- ➔ Extra care needs to be taken while of Extra light as well as Extra Heavy weight products.



Designing of Chain Driven **Live Rollers Conveyors**

- ➔ While design of roller Conveyor. The roller pitch plays a important role.
- ➔ The roller pitch must be in multiples of Chain pitch.
- ➔ E.g. if you are using 3/8" chain, so roller pitch must be in multiples of 9.525mm.
- ➔ This is because, there is no tensioning arrangement in roller. So the roller pitch should be so optimized perfectly that all the rollers will run in sync.
- ➔ For chain joining, there two options are available. Half Lock and Full Lock. So in any case, roller pitch in multiples of chain pitch is to be selected.



Load Capacity of Conveyor Rollers

➔ Load Capacity is subjective to type of load, working conditions, environmental conditions etc. Kindly read more information on our website.

Roller Die X Shaft	Length in mm —————→							
	200	300	400	600	800	1000	1300	1600
25x8	30	20	10					
32x8	40	30	20					
38x8	50	40	30					
32x12	100	80	50	30				
38x12	150	120	90	60	30			
51x12	170	170	150	120	100	80	50	20
60x2.5x1	450	400	400	300	300	300	200	200
76x17	500	150	400	400	400	350	350	300
	Load Capacity in Kgs							






Type-110-Gravity / Idler Rollers

$$BF = RL + 12$$

$$SL = RL + 20$$

Features

- o Materials – UPVC White
- o Bearing Housing – Polymide Molded
- o Sizes – Roller Dia. & Shaft combination as per standard table below
- o Length- made to order
- o Surface Treatments
 - o Not Applicable
- o Working Temp – Room Temp.



Type	Roller Dia.	Thk	Shaft Dia	Drive	Bearing
110	42.2	3-4	12	Gravity	6002zz
110	60.3	3-4	12	Gravity	6002zz

Type-120-Gravity / Idler Rollers

$$BF = SL = + 15$$


Features

- o Materials – Carbon Steel / Stainless Steel
- o Bearing Housing – Polymide Molded
- o Sizes – Roller Dia. & Shaft combination as per standard table below
- o Length – made to order
- o Load Capacity – reference table below
- o Surface Treatments
 - o Carbon steel – Zinc Planted, Chrome plated
 - o SS- Mirror Polished
- o Coatings – PU Coated, PVC Sleeve
- o Working Temp – Room Temp.





Type-120-Gravity / Idler Rollers



Type	Roller Dia.	Thk	Shaft Dia.	Drive	Bearing
120	31.75	1.6	12	Gravity	61802zz
120	38.1	1.6	12	Gravity	61902zz
120	50.8	1.6 / 2	12	Gravity	6002zz
120	50.8	1.6 / 2	15	Gravity	6002zz
120	60.3	1.6 / 2.5	15	Gravity	6004zz
120	60.3	1.6 / 2.5	17	Gravity	6004zz
120	76.2	3	17/20	Gravity	6004zz

Type-130-Gravity / Idler Rollers

$$BF = SL = RL + 12$$

Features

- o Materials – Carbon Steel / Stainless Steel
- o Bearing Housing- Polyimide Molded
- o Sizes – Roller Dia. & Shaft combination as per standard table below
- o Surface Treatments
 - o Carbon steel – zinc Plated, Chrome plated
 - o SS – Mirror – Room Temp
- o Working Temp – Room Temp.

Applications

Light weight applications / X-Ray Scanners /
Bridge Roller between conveyors / Film Support Rollers





Type 210-Timing Belt Driven Rollers

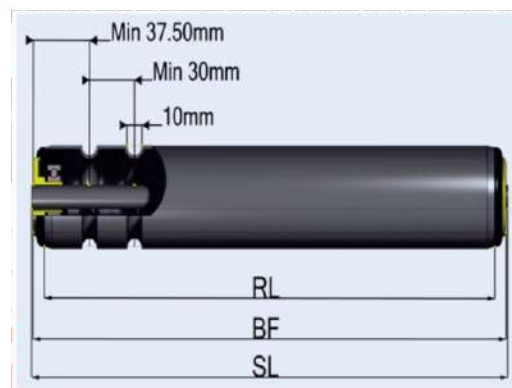
type	Roller Dia.	Thk	Shaft Dia	Drive	Belt Width	Bearing
210	31.75	1.6	12	3Mx32z	9mm	61802zz
210	38.1	1.6	12	3Mx32z	9mm	61902zz
210	50.8	1.6 / 2	12 / 15	8Mx20z	20mm	6002zz
210	60.3	1.6 / 2.5	12/15/17	8Mx20z	20mm	6002zz
210	76.2	3	12/15/17	8Mx20z	20mm	6002zz





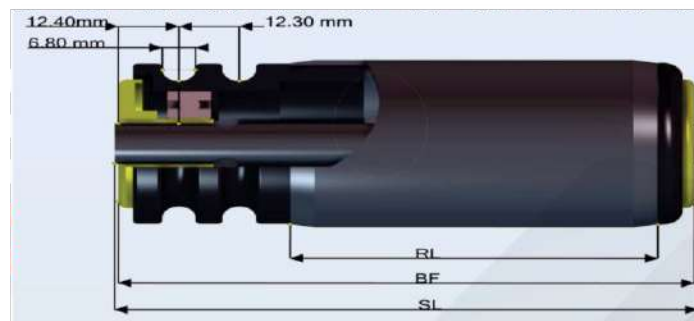
Type 310 / 302 Grooved Rollers

- o Materials – Carbon Steel
- o Bearing Housing – Polymide Molded
- o Roller Dia. – 20.8 x 1.6mm thick
- o Load Capacity chart as per below
- o Carbon steel – Zinc Plated, Chrome Plated
- o Coatings – PU Coated, PVC Sleeve
- o Groove Distance as per demand
- o $BF = RL + 15$
- o $SL = RL + 16$ Minimum



Type 300 - Groove Pulley Rollers

- o Materials – Carbon Steel / Stainless Steel
- o Bearing Housing – Polymide Molded
- o Roller Dia. – 50.8 x 1.6mm thick
- o Load Capacity chart as per below
- o Carbon steel – Zinc Plated, Chrome plated
- o Coatings – PU Coated, PVC Sleeve
- o Drive – Groove Pulley
- o $BF = RL + 43$
- o $SL = RL + 44$ Minimum

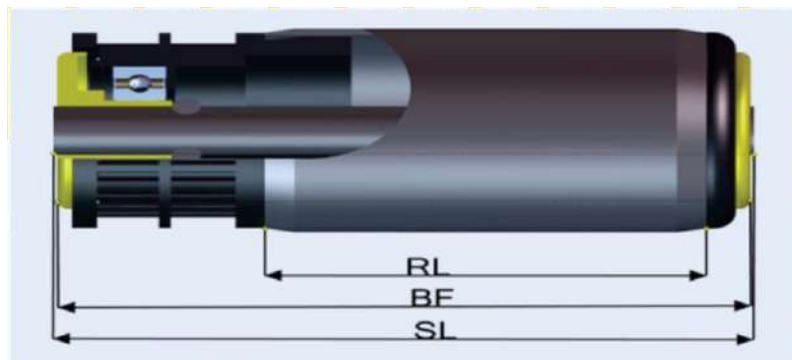




Type 310 - Timinig Pulley Rollers

Type	Roller Dia.	Thk	Shaft Dia	Drive	Bearing
310	50.8	1.6	12	Timing Pulley 5M x 28z	6002zz

- o Materials – Carbon Steel / Stainless Steel
- o Bearing Housing – Polymide Molded
- o Roller Dia. – 50.8 x 1.6mm thick
- o Timing Pulley – 5Mx 28 Teeth
- o Surface Treatments for Carbon steel – Zinc Planted, Chrome plated
- o Surface Treatment for SS – Mirror Polished
- o Coatings – PU Coated, PVC Sleeve
- o Works at Room Temp
- o $BF = RL + 43$
- o $SL = RL + 44$ Minimum





Type 200-Fixed Drive Sprocket Driven Rolles



Roller Dia	sprocket	Chain size	tt	t1	cc	t2	OD	PCD
38.1	3/8" x15z	06B	5.0	9.5	26	20	49	45.85
50.8	1/2" x 14z	08B	7.1	15	26	18	61.8	57.07
60.3	5/8" x 15z	10B	8	19.5	22	12	83	76.4
76.2	5/8" x 15z	10B	8	16.5	22	15	83	76.4

Features

- o Materials – Carbon Steel / Stainless Steel
- o Bearing Housing – polyamide Molded
- o Sizes – Roller Dia. & Shaft combination as per standard table below
- o Length – mode to order
- o Surface Treatments
- o Carbon steel – Zinc Plated,
- o Chrome plated
- o SS – Mirror Polished
- o Coatings – PU Coated, PVC Sleeve

Type 200-Sprocket Driven Rolles

Type	Roller Dia.	Thk	Shaft Dia	Drive	Bearing	Downl
200	38.1	1.6	12	3/8" x 15z (06B-1)	61902zz	
200	50.8	1.6 / 2	12	1/2" x 14z (08B-1)	6002zz	
200	50.8	1.6 / 2	15	1/2" x 14z (08B-1)	6002zz	
200	50.8	1.6	12	1/2" x 8z (08B-1)		
200	60.3	1.6 / 2.5	15	1/2" x 14z (08B-1)	6004zz	
200	60.3	1.6 / 2.5	17	1/2" x 14z (08B-1)	6004zz	
200	60.3	1.6 / 2.5	20	5/8" x 15z (10B-1)	6004zz	
200	76.2	3	17 / 20	5/8" x 15z (10B-1)	6004zz	



Type 520 – Power & Free Rollers

Type	Roller Dia.	thk	Shaft Dia	Drive	Bearing
520	50.8	1.6	12	1/2" x 14z	6002zz

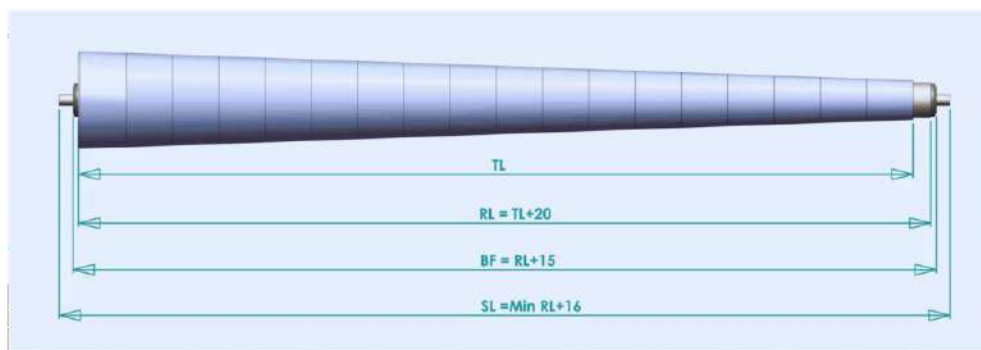
- o Materials – Carbon Steel / Stainless Steel
- o Bearing Housing – Polymide Molded
- o Roller Dia. – 50.8 x 1.6mm thick
- o Drive – 1/2" x 14z
- o Accumulation by – Polymide Bush
- o Surface Treatments for Carbon steel – Zinc Plated, Chrome plated
- o Surface Treatment for SS-Mirror Polished
- o Coatings – PU Coated, PVC Sleeve
- o Works at Room Temp
- o $BF = RL + 43$
- o $SL = RL + 44$



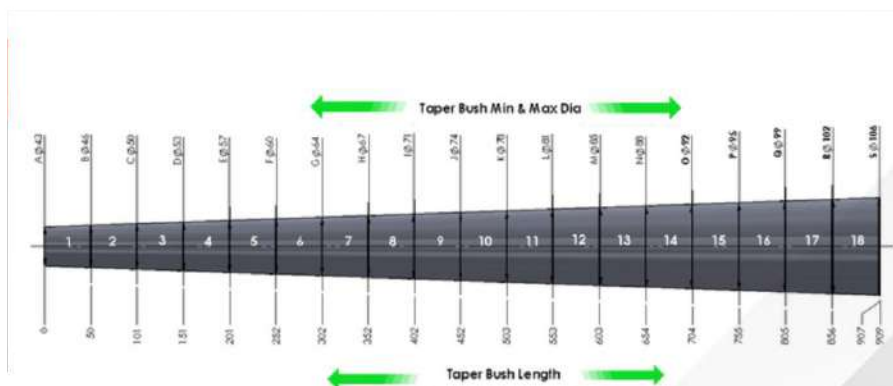


Taper Rollers

Type	Roller Dia.	Thk	Shaft Dia	Drive	Bearing
	38.1	1.6	12	Gravity, Timing Pulley, Sprocket	6001zz



- o Base Roller Materials – Carbon Steel / Stainless Steel
- o Taper Portion – Formed using Taper pp Sleeves plugged over each other
- o Bearing Housing – Polymide Molded
- o Roller Dia. – 50.8 x 1.6mm thick
- o Drive – 1/2" x 14z, Gravity, Polymide, Groove, Timing Pulley
- o Surface Treatments for Carbon steel – Zinc Plated, Chrome plated
- o Surface Treatment for SS – Mirror Polished
- o Works At Room Temp





Our **Credentials**

Manufacturer and exporter
of **Conveyor Rollers**

1 Lac + Rollers
Running in the Market

8th Year
in the Market


Growing
30% YOY

Supplying to all over India to
More than **300 + OEMS**



Serving

- > Automobile
- > Food
- > Chemical Pharma
- > Industries etc...



AN ISO 9001:2015 COMPANY

KHODIYAR
INDUSTRIAL PVT. LTD.

Plot No. 456 to 4604, Golden Green Industrial City, Mavdi-Pal Raod,
Near Makhawad Chowk, Village-Khanbha, Tal- Lodhika, Khambha,
RAJKOT. Gujarat - 360311 (India) Mo. : 96875 67045

 info@kic.co.in

 www.kicindia.in