






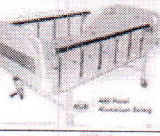











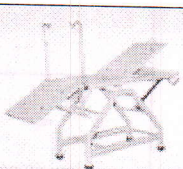
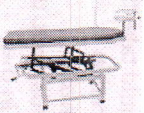

















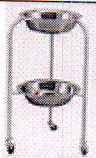






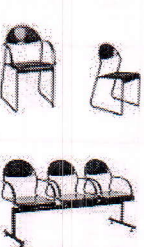




HOSPITAL FURNITURE

| S.No | Model Nos. | Photo | DESCRIPTION OF ITEM |
|------|------------|---|--|
| 1 | M-1 |  | PLAIN HOSPITAL BED - 74''X 30''X22''. CRCA Sheet , Epoxy Powder Coated & S .S Bows, Two section top, wall protector, rubber bush in legs,4 location I.V hole. |
| 2 | M-1 |  | PLAIN HOSPITAL BED - 74''X 33''X22''. CRCA Sheet , Epoxy Powder Coated & S .S Bows, Two section top, wall protector, rubber bush in legs,4 location I.V hole. |
| 3 | M-1 |  | PLAIN HOSPITAL BED - 74''X 36''X22''. CRCA Sheet , Epoxy Powder Coated & S .S Bows, Two section top, wall protector, rubber bush in legs,4 location I.V hole. |
| 4 | M-2 |  | SEMI FOWLER BED - 76''X 33''X 22''. a) CRCA Sheet , Epoxy Powder Coated & S .S Bows, Two section top, wall protector, rubber bush in legs,4 location I.V hole, headrest operated by ratchet screw. b) Specification same as above but with wheels |
| 5 | M-3 |  | FULL FOWLER BED - 78''X 33''X 22''. a) CRCA Sheet , Epoxy Powder Coated & S .S Bows, Two section top, wall protector, rubber bush in legs,4 location I.V hole, operated by two ratchet screw. b) Specification same as above but wheel. |
| 6 | M-4 |  | MANUAL BACK REST BED – 75''X33''X22'' CRCA Sheet, Epoxy Powder Coated & S .S Bows, manual operated. |
| 7 | M-5 |  | RELATIVE BED. a) CRCA Sheet , Epoxy Powder Coated – 72''X24''X22'' b) CRCA Sheet , Epoxy Powder Coated – 72''X27''X22'' |
| 8 | M-9 |  | SEMI FOWLER BED - 78''X 36''X 22''. With ABC panel's and Aluminum collapsible Relying with wheel's two no's break type, two section top pretreated epoxy powder coated. |
| 9 | M-10 |  | PEDIATRIC BED – 54''X33''X18'' CRCA Sheet, Epoxy Powder Coated with full size side reeling, 4 location I.V hole. |
| 10 | M-12 |  | BED SIDE LOCKER – 750X300X350MM Epoxy Powder Coated with S.S. Top & openable door type, rubber bush. |
| | |  | DELUXE BED SIDE LOCKER Epoxy Powder Coated with S.S. Top & openable door & drawer ,with wheels. |
| 11 | M-13 |  | BED SIDE TROLLEY. A) Complete in epoxy powder coated without wheel B) Complete in epoxy powder coated with wheel. |
| 12 | M-19 |  | BED SIDE TROLLEY:-STANDARD. Complete Epoxy Powder Coated with two section top, rubber bush & two shelf with side reeling. |

| | | | |
|----|---------|---|--|
| 13 | M-15 |  | DRESSING TROLLEY – 30”X17”X27” (With wheel) a) Complete Epoxy Powder Coated with one bowl & one bucket. b) Complete S.S. with 3” wheel with one bowl & one bucket. |
| 14 | M-20 |  | OVER BED TABLE. 25 OD tubular frame with laminated Top with wheel, pre treated and epoxy powder coated. |
| 15 | M-21 |  | I.V.STAND. a) Heavy- Epoxy Powder Coated with s.s rod with knob, With aluminum base. b) Complete stainless steel with knob & aluminum base c) Heavy- Epoxy Powder Coated with s.s rod with knob, aluminum base with wheels. |
| 16 | M-22 |  | SIDE SCREEN. a) 66”H”X 21”+ 48”+ 21” Complete Epoxy Powder Coated.(without carton) b) 66”H”X 21”+ 48”+ 21” with wheels.(without carton) |
| 17 | M-28 |  | EXAMINATION STOOL. Height adjustable top 300 mm dai stainless steel with five heavy legs with rubber adjustable bush, epoxy powder coated. |
| | M-44 |  | OPERATION TABLE (STANDARD MODEL) Epoxy powder coated base S.S. top , height adjustable , head up & head low, lithotomic position pad , gynac knouch , arm rest , detachable head and leg panels with mattress * Optional Accessories For All Above O.T. Table * 1) kidney bridge extra 2450.00 2) side tilt position extra 2720.00 |
| 19 | M-45 |  | PLAIN OPERATION TABLE – 34”HX24”X56+18. a) With head up / head low detachable plate, Back Rest, Lithotomic position bar, side rail, handle, hand rest, epoxy powder coated & stainless steel plate at Gynac knoch b) Complete stainless steel. |
| 20 | M-46 |  | OPHTHALMIC OPERATION TABLE. epoxy powder coated height adjustable , head up & head low by screw , headrest adjustable, comfortable armrest, adjustable instrument tray with mattress |
| 21 | SX-1000 |  | HYDROLIC OPERATION TABLE. S. S. Body hydraulic height adjustable with kidney bridge side tilet position head up & head low, Lithotomic position bar pad & standard accessories |
| 22 | M-31 |  | GYNAC EXAMINATION TABLE. Head up & Head low type with gynac knoch, five legs and one shelf with bowl stand, 3”matterss, complete epoxy Powder coated. |
| 23 | M-32 |  | GYNAC LABER TABLE – 74”X24”X30”/32” a) Epoxy Powder Coated frame Stainless steel top & lithotomic position bar, rubber bush. b) Complete Stainless steel with lithotomic position bar, rubber bush. |
| 24 | M-14 |  | 1) INSTRUMENT TROLLEY – 30”X17”X27” a) Complete Epoxy Powder Coated, two shelf & 3 side riling with wheels b) Complete stainless steel two shelf & 3 side riling with wheels 2) O.T. INSTRUMENT TROLLEY – 21”X 36”X 30” Stainless Steel with 3” wheel |
| 25 | M-25 |  | ANAESTHESIA TROOLEY – 32”X36”X18” Stainless steel top with reeling type, two lockable drawers and one no shelf with 3” wheel, epoxy powder coated |

| | | | |
|----|--------|---|--|
| 26 | M-18 |  | MAYO'S TROLLEY Stainless steel tray, Epoxy Powder Coated Stand with adjustable height with knob, heavy base with castle wheel. |
| 27 | MI-301 |  | 21" SILING LIGHT. 21" dai single doom 4 reflector of 8" dai each, imported halogen bulb 24 v.-70 w.X4 80000 Lax + 10% fully balanced sterilizeble handles. |
| 28 | MI-525 |  | MOBILE LIGHT. 21" single doom fitted with halogen bulb of 24 v. /105 w. & imported filter spring balanced heavy base consoled transformer light intensity 40000/ lax. |
| 29 | MI-301 | | MOBILE LIGHT 4 REFLECTORS. 20" doom fitted with halogen bulb of 24 v. /105 w. & imported filter spring balanced heavy base consoled transformer light intensity 40000/ lax. |
| 30 | M-7 |  | ICU BED WITH ADJUSTABLE HEIGHT. a) CRCA four section top for rest with four different screw mechanism for height adjustment/Back rest /Head up & Head low complete Epoxy Powder coated with 5" wheels & railing and ABS PANEL BOWS b) Same specification as above but complete s.s.railing & bows. |
| 31 | M-11 |  | CRUSH CART TROLLEY. with 6 Alkon Drawers , bottom shelf , monitor stand , i.v. rod , oxygen cylinder holder , pad hook , 3" wheel with 2 nos break type , 6 no's. Medicine colors bins, fully epoxy powder coated. |
| 32 | M-16 |  | MONITOR TROLLEY – 48"X22"X18" a) Complete Epoxy Powder Coated, with wheel, 5 nos shelf with side reeling. |
| 33 | M-17 |  | EMERGENCY TROLLEY – 42"X24"20" Complete Epoxy Powder Coated with 3 shelf and madicintray, 3"wheel. |
| 34 | M-26 |  | N.I.C.U TROOLEY. Epoxy Powder Coated sliding acrylic guard, with wheels & one shelf attached with acrylic base tray 5mm thick. |
| 35 | M-36 |  | EXAMINATION COUCH. With four cabinets & one drawer, foot step, with mattress, pretreated & painted. GYNAC EXAMINATION COACH with three cabinet and drawers , foot step " U" knouch epoxy powder coated with mattress |
| 36 | M-35 |  | EXAMINATION TABLE – 75"X24"X31" With Head up / Head low attachment with mattress, two half shelf & complete base shelf, epoxy powder coated, rubber bush. |
| 37 | M- | | PLAIN EXAMINATION TABLE – 72"X24"X32" epoxy powder coated with mattress |
| 38 | M-37 |  | MODULAR EXAMINATION COUCH – 72"X24"X32". Two drawers and 4 cabinets with writing pad, 18mm pre laminated board with 2mm pvc edge binding & mattress. |
| 39 | M-23 |  | OXYGEN TROOLEY. a) Pull type, Epoxy Powder Coated with wheel and front lockable strep. b) Push type, Epoxy powder coated with wheel and front lockable strep. |

| | | | |
|----|------|---|--|
| 40 | M-27 |  | BOWL STAND (TWO TIER). 33''ht.X14'' Dia with wheel a) With two stainless steel bowls of 14'' Dia. Each one above the other .tubular steel frame mounted on three rubber castors, pretreated and epoxy powder coated. |
| 41 | M-24 |  | MULTIPURPOSE STOOL – 18''X12''X12'' a) 1'' sq. tubular frame with epoxy powder coated, Modular 18 mm laminated top b) 1'' sq. tubular frame with epoxy powder coated, stainless steel top c) 1'' sq. tubular frame , complete stainless steel. |
| 42 | M-42 |  | STRETCHER ON TROLLEY – 22''X78''X32'' a) Epoxy powder coated with 5'' wheel. b) Complete stainless steel. |
| 43 | M-62 |  | STRETCHER CLOTH TYPE (FOLDING). Folding stretcher epoxy powder coated, 32mm O.D pipe with cotton cloth folding type. |
| 44 | M-61 |  | STRETCHER ON TROLLEY. With oxygen cylinder holder and i.v attachment and 5'' wheel. |
| 45 | M-33 |  | STRETCHER FOLDING TYPE – 78''X21''X33'' Epoxy powder coated with 5'' wheel & two sided folding type |
| 46 | M-41 |  | STRETCHER – PLAIN TYPE. a) Epoxy powder coated b) Complete Stainless Steel. |
| 47 | M-55 |  | WAITING CHAIR PERFORATED. Single setter with arm –Epoxy powder coated ----- Single setter without arm ----- II seater ----- III seater ----- IV seater ----- V Seater ----- Perforated pretreated and epoxy powder coated |
| 52 | |  | FOOT STEP Single step – pre treated and epoxy powder coated. Double step - pre treated and epoxy powder coated. |
| 53 | | | I.V ATTACHEMENT. |
| 54 | | | PLAIN BED MATTRESS – 72''X30''X3'' |
| 55 | | | PLAIN BED MATTRESS – 72''X33''X3'' |
| 56 | | | PLAIN BED MATTRESS – 72''X36''X3'' |
| 57 | | | SEMI FOWLER BED MATTRESS – 76''X33''X3''Two section. |
| 58 | | | SEMI FOWLER BED MATTRESS – 78''X36''X3''Two section |
| 59 | | | FULL FOWLER BED MATTRESS – 78''X33''X3''Four section. |
| 60 | | | FULL FOWLER BED MATTRESS – 78''X36''X3''Four section. |
| 61 | | | RELATIVE BED MATTRESS – 72''X24''X3'' |
| 62 | | | RELATIVE BED MATTRESS – 72''X27''X3'' |
| 63 | |  | EMERGENCY STRETCHER. Height adjustable with wheels,o2 stand, i.v rod, removable top flap with manual back rest, pre treated and epoxy powder coated |