




## Toilet Cubicles System

An ELEGANT combination of SPACE & HYGIENE



Quick Install  
.....  
Safe  
.....  
Economic



NO BRICK WORK

An Innovation of





## Toilet Cubicles System

T-Line - The new age concept of washroom decor  
High on aesthetics & low on cost, a fast & flexible system  
complementing today's contemporary washroom needs.

Completely eliminating the bulky, messy brick & tile  
concept and enabling more space.

T-Line besides being waterproof, allows you the freedom  
of design & blends into any decor with an array of colors.

T-Line System is a product of INNER SPACE, Mumbai.



# Water Resistant



T-Line is offered in two variants-

### 1. Stainless Steel Series : (SS 304 Medium & Heavy Hardware & SS 316 Heavy Hardware)

Comprising of SS components (Latch, Hinges, Legs, Knob, Coat Hook). Aluminum (brush finish) top rail, h & U sections. 12mm compact grade laminate.

### 2. Nylon Series :

Comprising of Nylon Polyamide components (Latch, Hinges, Legs, Knob, Coat Hook). Aluminum (black anodized finish) top rail, h & U sections. 12mm compact grade laminate.

### 3. Aluminium Series :

Comprising of Aluminum Alloy Hardware (legs, indicator sliders lock with handle, coat hook, hinges) & aluminum anodize sections in various finishes.



Water Resistant



Impact Resistant



Resistant to cigarette burns



Flexibility in Design & Space



Range of Colors



Stability



Chemical Resistant



Resistant to steam





Toilet Cubicles System

- *Easy on your senses & a charm to use.*
- *Hyper-advance Designs.*
- *A profound spacious appeal with an extremely amazing combination of science & beauty.*
- *To create - Toilet Cubicles, Shower Cubicles, Change room, Wash room partition, Urinal dividers, Handicap toilet partitions, Lockers, Tables tops, Vanity tops.*



**Advantages :**


- No wet work involved. Helps reduce load and also saves on space compared to brick wall.
- Fast and accurate installation, meets green building requirements.
- Top & bottom gaps not only ensure air ventilation but also aid zero water & dust logging or simply put - high hygiene standards.
- Safe & easy to handle by children & the handicapped.

**USED FOR** - Public Utility Spaces at Malls, Multiplexes, Airports, Hotels, Stadiums, Large Retail Stores, Hospitals, Educational Institutions, Office buildings, Clubs & Amusement Parks, Factories, Laboratories Etc.






T-Line - Phenolic Compact Laminate is a solid, high pressure and extremely durable decorative panels, made from layers of high quality craft papers impregnated with phenolic resin, having decorative paper on both side treated with melamine resin with clear overlay on both decorative surface, this is manufactured under high pressure and temperature. Its water resistant, anti-fungal, anti-bacterial. Suitable for vertical and horizontal application. Available in various thickness and sizes.



## Fast & Durable Colours



01 : TL 8801 Snow White



03 : TL 8062 Antique White



04 : TL 8039 Beige



05 : TL 80063 Light Grey



06 : TL 8064 Mid Grey



07 : TL 8007 Mouse Grey



08 : TL 8002 Storm



10 : TL 8045 Yellow




11 : TL 8036 Orange



12 : TL 8033 Red



13 : TL 8054 Blue



15 : TL 8152 Pea Green



17 : TL 1014-U Khaki



18 : TL 1023 Chocolate



20 : TL 29576 Grey Draw Bench



21 : TL 8359 Pine



22 : TL 8345 Maple




28 : TL T9 Multi



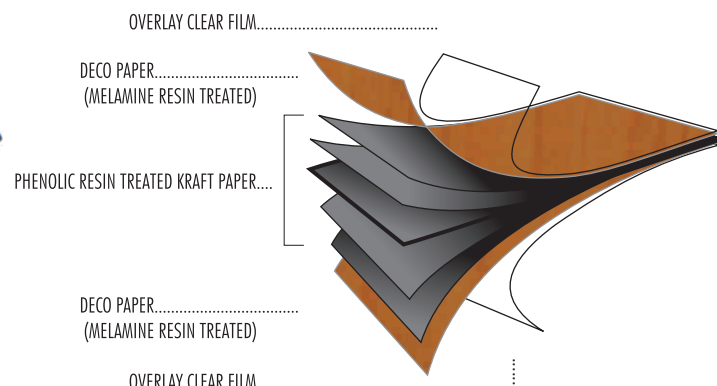
29 : TL T9-7 Teak Wood



31 : TL 8184 Walnut



32 : TL 8324 Mali Wenge



Note : Ask sample shadecard for actual colours of laminates

# Hardware


## Stainless Steel Series (SS 304 M Series)



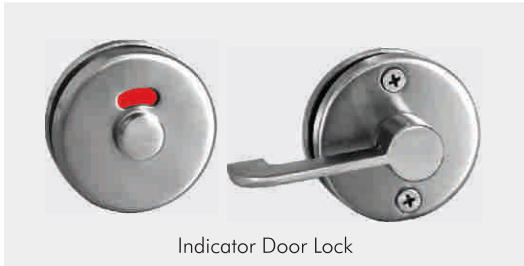
Auto Return Hinge



Corner fastener



Hook



Indicator Door Lock



Door Knob



Adjustable Support Leg

## Aluminium Series



Hinge



Handle



Lock




Hook




Adjustable Support Leg

## Nylon Series



Auto Return Hinge



Corner fastener



Hook



Indicator Door Lock



Door Knob



Adjustable Support Leg

## Aluminium Sections - SS Finish



Top Rail



Corner Trim



U Channel



h Channel

## Aluminium Sections - Black Powder Coated




Top Rail



Corner Trim



U Channel



h Channel

# Handicap Toilet Accessories



Non-barrier Anti-bacterial Nylon Washroom GRAB BARS System



C 601



C 607



C 608R



C 606



C 603



C 606R



C 618



C 611R

## Grab Bars - SS





Toilet Cubicles System

## Stainless Steel Die-Cast Heavy Hardware (SS 316 H Series)



Wall Bracket



Leg 1



Bracket 1



Leg 2



Bracket 2



Hinge 1



Hinge 2



Lock



Lock



L Bracket



Handle

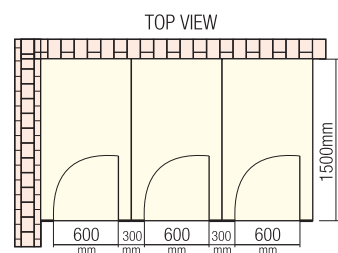
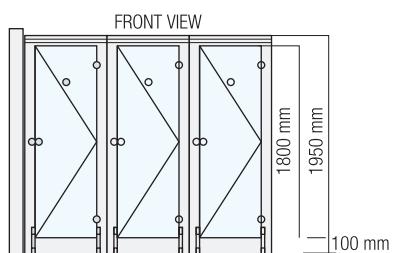


Hook






## CONCEPTUAL VINYL ON PANEL



H-58, Sumer Nagar II,  
S. V. Road, Borivali (West),  
Mumbai 400 092.  
Tel : +91-22-2805 2157/58  
Fax : +91-22-2805 0649  
Email : info@innersp.com  
Email : innersp@gmail.com

Authorised Dealer



For Designed & Print Call Vijay I M : +91-9167345006