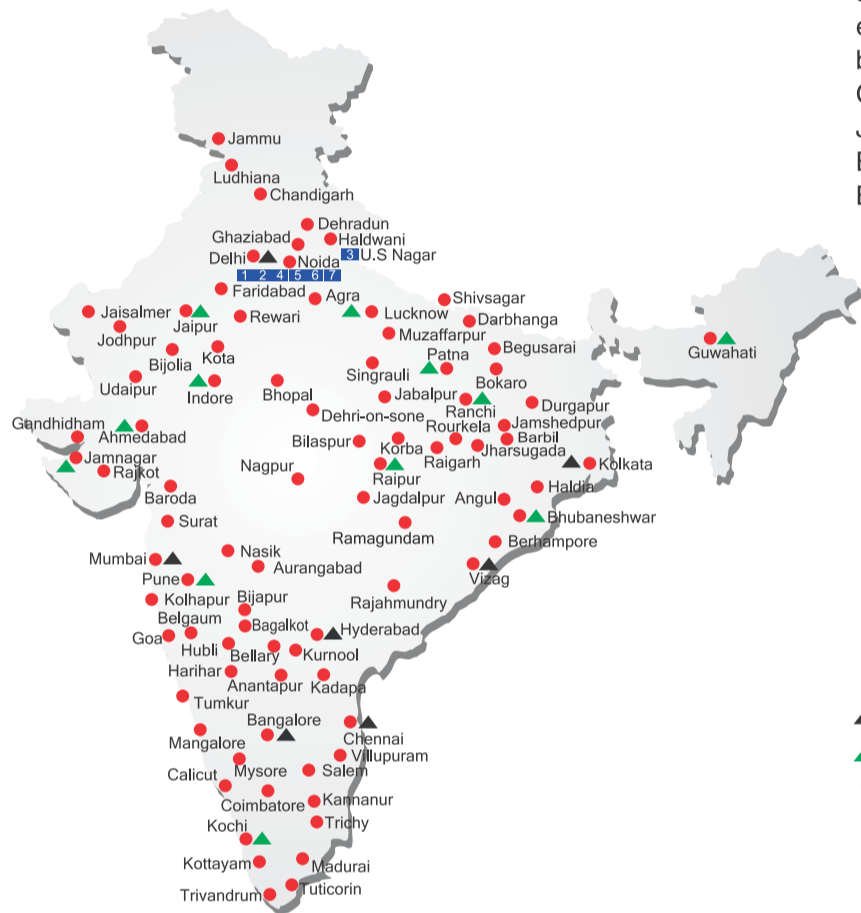


ALL INDIA NETWORK



SPARE PARTS & SERVICE

ACE has all India Sales and Service network operating out of all the major cities. These outlets are fully equipped to provide genuine spare parts and services by company trained engineers. These outlets are further supported by company officials based at Delhi, Mumbai, Chennai, Kolkatta, Ahmedabad, Surat, Pune, Jaipur, Chandigarh, Ranchi, Raipur, Indore, Bhubneshwar, Lucknow, Jamnagar, Hyderabad, Bangalore, Guwahati, Patna, Vizag & Cochin.

CUSTOMER CARE

TOLL FREE No
1800 1800 004

- WORKS
- ▲ REGIONAL OFFICES
- ▲ AREA OFFICES
- SALES AND SERVICE DEALERS

MARKETING H.Q.

5th Floor, "TDI Center", Jasola, New Delhi - 25
Ph.: +91-11-40549900 (30 Lines), Fax: 40549922
E-mail: marketing@ace-cranes.com, works@ace-cranes.com

REGISTERED OFFICE

Dudhola Link Road, Dudhola, Palwal-121102, Haryana
Ph.: +91-1275-280111, Fax: +91-1275-280133
CIN : L74899HR1995PLC053860

MUMBAI OFFICE

31, "Kalpataru Court", Chembur, Mumbai - 74
Ph.: +91-22-25206846, 25207070, Telefax: 25207071
E-mail: acemumbai@ace-cranes.com

KOLKATA OFFICE

"Forma Towers" 84-A, Second Floor, AJC Bose Road,
Kolkata - 14, Ph.: +91-33-65012050
E-mail: acekolkata@ace-cranes.com

CHENNAI OFFICE

1st Floor, "Alsa Regency", 165, Eldams Road,
Alwar Pet, Chennai - 18
Ph.: +91-44-24314253, Telefax: 24314252
E-mail: acechennai@ace-cranes.com

ACE

FORKLIFTS

Capacity : 1-3 tonnes
Power : Battery Operated
High Performance & rugged
Forklift Trucks.

ACE INDIA'S NO. 1
MOBILE & TOWER CRANE CO.



Nothing beats an **ACE**

ACE

Mobile Cranes (3 - 50 Tons)



Stiff Boom Cranes



Tractors



Forklifts



Crawler Cranes



Mobile Tower Cranes



Harvester Combine



Vibratory Rollers



Backhoe Loader



Wheeled Loaders



Tower Cranes



Motor Grader



Nothing beats an **ACE**

Concrete Placing Booms



ACE

Action Construction Equipment Ltd.

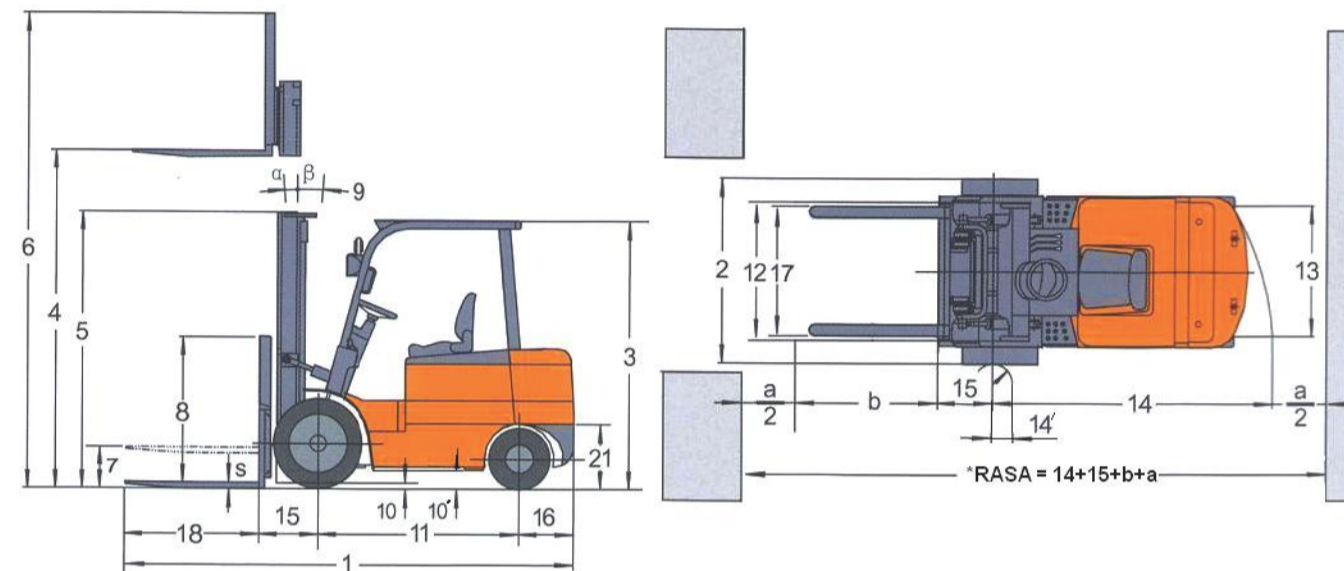
Contact:



ACE reserves the right to alter any specifications without prior notice. Dimensions, weights & capacities mentioned herein are variable by a 5%. Accessories if shown are not part of the Standard Equipment.

www.ace-cranes.com

AF15BCRE01116



SPECIFICATIONS											
Model		Unit	AF 15E		AF 20E		AF 25E		AF 30E		
Load Capacity		Kg	1500		2000		2500		3000		
Load Center		mm	500								
Power			Battery Powered (Electric)								
Tyres			Pneumatic/Solid								
Wheel (s) (F/R)	SD/DD #		2x2 / 4x2								
Brake (s)	Service		Hydraulic-Foot Pedal								
	Parking		Mechanical-Hand Lever								
Fork Size (LxWxT)		mm	920x100x40		1070x122x40		1070x122x45		1070x122x45		
Speed (s)	Travel (Fwd / Rev)	With Load	Km/h	12	10	12	8.5	12	8.5	10	7.5
		Without Load	Km/h	12	10	12	10	12	10	11	10
	Lifting	With Load	mm/s	260	225	225	180	225	180	220	170
		Without Load	mm/s	430	300	250	250	250	250	240	240
	Lowering	With Load	mm/s	450	510	450	510	500	285	500	285
		Without Load	mm/s	375	360	375	360	280	500	280	500
Gradeability (Laden/Unladen)		%	16/17	15/16	16/17	15/16	15/16	14/15	14/15	10/12	
Operating Weight		Kg	2950		4000		4200		4350		
Tyre Sizes		Front	6.50-10-10PR				7.00 - 12 - 12PR				
		Rear	5.00-8-10PR				18x7-8-14PR				
Battery	Voltage / Capacity	V / Ah	48/400		48/520		48/620		48/620		
Motor	Drive Motor	Kw	8	5	8	8	12	8.5	12	8.5	
	Pump Motor	Kw	10	8	10	8	12	10	12	10	
Operating Pressure	For Attachment	Kg / cm ²	175								
Electronic Controller			CURTIS								

MAST DETAILS														
MASTTYPE	MAX FORK HEIGHT (mm)	LOAD CAPACITY AT MFH (KGS)				OVERALL HEIGHT LOWERED (mm)				FREE LIFT (mm)				TILT ANGLE (α/β)
		AF 15E	AF 20E	AF 25E	AF 30E	AF 15E	AF 20E	AF 25E	AF 30E	AF 15E	AF 20E	AF 25E	AF 30E	
Double Mast (Std.)	3000	1500	2000	2500	3000	1995	2070	2070	2090	130	140	140	140	6° / 12°
Double Mast (FFL) *	3000	1500	2000	2500	3000	1995	2070	2070	2090	1500	1500	1500	1500	6° / 12°
Double Mast (Std.)	3600	1500	2000	2400	2600	2310	2320	2320	2330	130	140	140	140	6° / 12°
Triple Mast (FFL) *	4500	1200	1500/1700**	1500/1700**	1500/1700**	2085	2090	2090	2100	1500	1500	1500	1500	6° / 6°
Triple Mast (FFL)	6000	500	800/1100**	850/1100**	850/1100**	2600	2615	2615	2625	1940	1940	1940	1940	3° / 6°

* - Suitable for container stuffing
 FFL - Full Free Lift
 ** With front dual wheels
 # SD - Single Drive
 DD - Dual Drive

STANDARD DIMENSIONS

	Model	AF15E (AC/DC)	AF20E (AC/DC)	AF25E (AC/DC)	AF30E (AC/DC)
		mm	mm	mm	mm
1	Overall Length (with Fork)	3065	3490	3500	3600
2	Overall width	1090	1165	1165	1170
3	Overall Height (Overhead Guard)	2100	2130	2130	2130
4	Lifting Height (std.)	3000			
5	Overall height fork lowered	1995	2060	2060	2060
6	Overall height fork raised (With Backrest)	4020	4220	4220	4220
7	Free Lift	130	140	140	140
8	Backrest height (from upper face of forks)	980	1000	1000	1000
9	Tilting Angles	6° ~ 12°			
10	Min. Clearance (bottom of mast)	100	110	110	110
10'	Min. Clearance (bottom of Chassis)	100	135	135	135
11	Wheel Base	1250	1500	1500	1610
12	Trade (Front)	900	980	980	980
13	Trade (Rear)	900	950	950	950
14	Outside turning radius (SD/DD)	1800/2150	2215/2600	2215/2600	2400/2820
14'	Inside turning radius	400	550	550	560
15	Fork overhung	485	485	485	485
16	Rear overhung	440	420	425	425
17	Lateral fork adjustment (SD/DD)	200-950/ 200-1340	245-1020 /245-1420	245-1020 /245-1420	245-1020 /245-1420
18	Fork length	920	1070	1070	1070
19	Fork width	100	122	125	125
20	Fork thickness	40	40	45	45
21	Coupler Height	300	380	380	380
22	Min. intersecting aisle	1920	2225	2230	2500

* RASA = Right Angle stacking Aisle, a = Operator Clearance, b = Load Length

FORKLIFTS

STANDARD EQUIPMENT

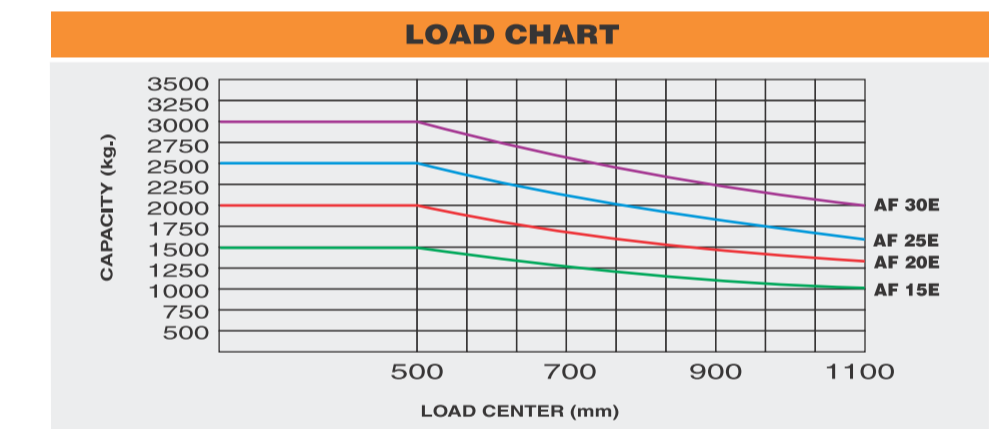
- Wide view mast
- Load backrest
- Standard forks
- Power steering
- Retaining rollers
- Overhead guard
- Standard seat (Adjustable)
- Drawbar pin
- Return hydraulic filter
- Battery discharge indicator
- Discharge lift cutoff
- Tilt adjustable steering wheel
- Turn indicator Lights
- Hour meter
- Halogen head lights
- Rear combination lights
- Rear view mirrors
- Reverse buzzer
- Electric horn
- Rubber floor mat
- Tool kit

OPTIONAL ATTACHMENTS

- Different Mast Type (Refer Mast Details)
- Fork extensions
- Side shifter
- Hinged forks with bucket
- Paper roll clamp
- Carton clamp
- Standard seat (Adjustable)
- Rotating forks
- Bale Clamp
- Crane Arm

OPTIONAL EQUIPMENT

- Extra spool(s) / Hose adaptation package
- Front dual wheels
- Solid tyres
- Fire extinguisher



Attachments

