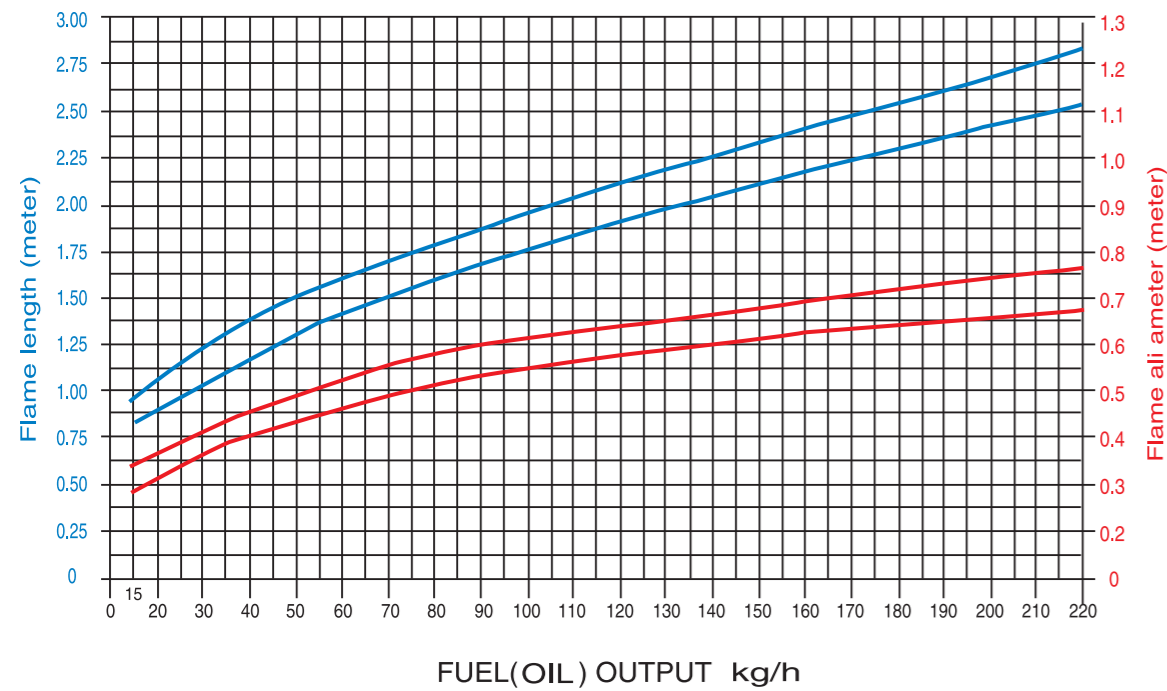
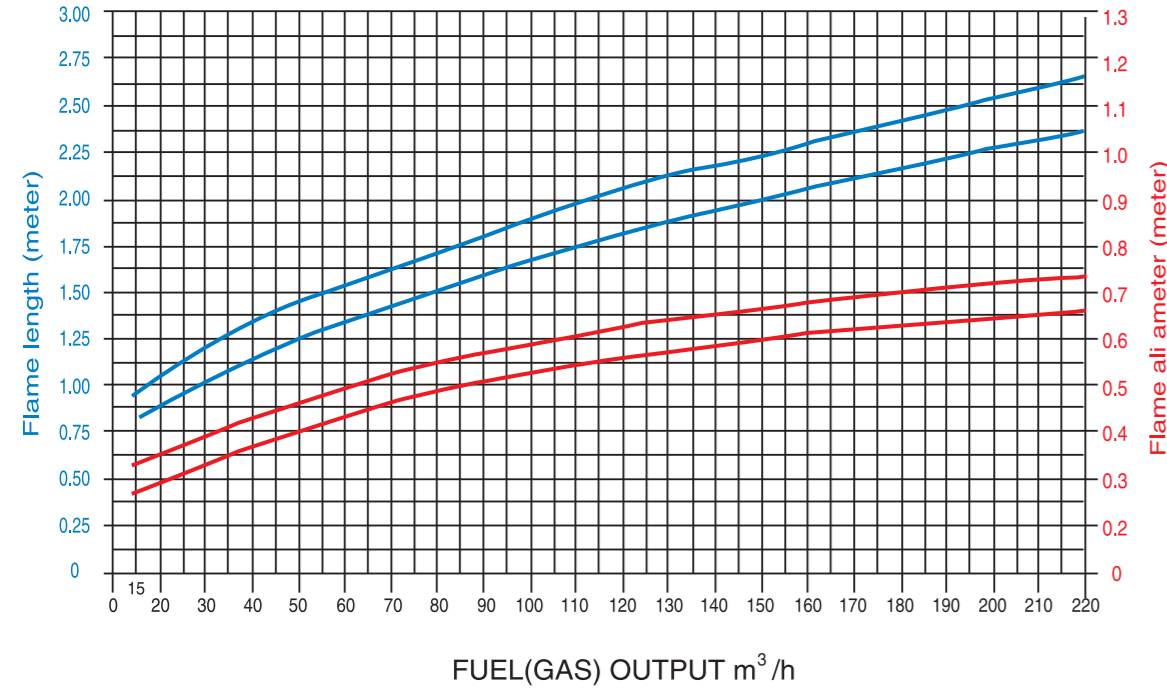
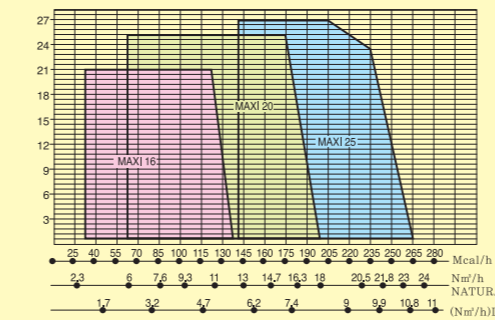
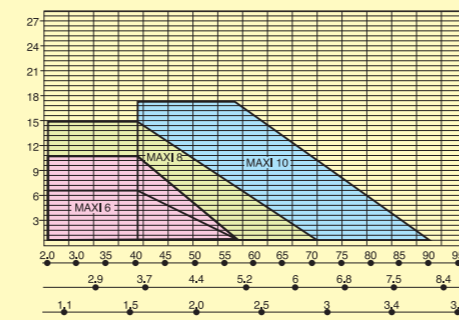
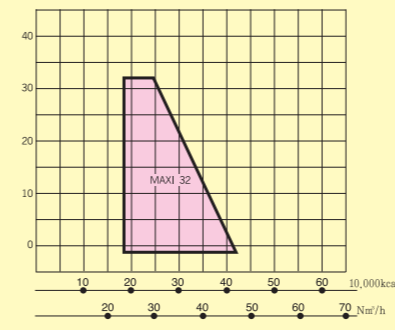
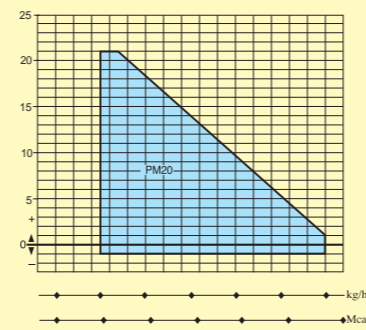
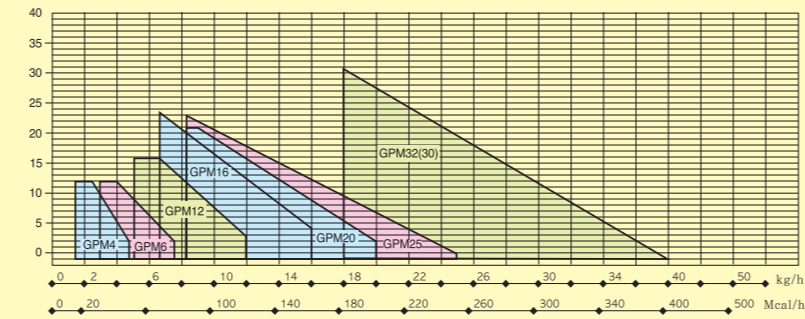
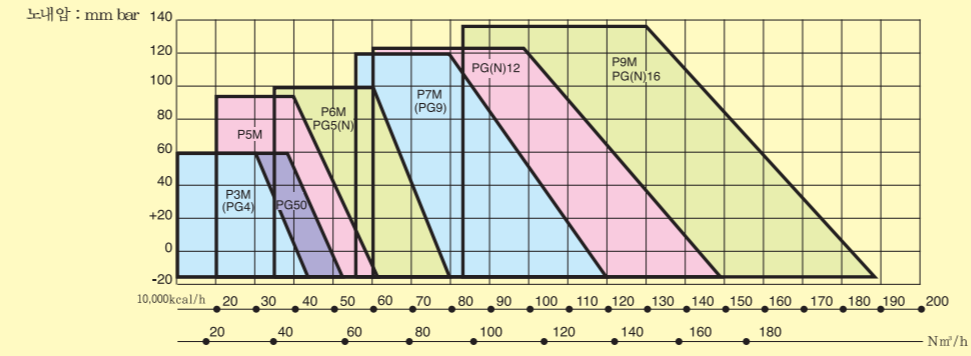


Gas & Oil Flame Combustion Curve



용량 및 풍압도표



2007. 05. 7.



본사 및 이천공장
 경기도 이천시 신문면 수하리 345-4
 TEL : 031) 631-3400
 FAX : 031) 631-2730
 영업부 및 광주공장
 경기도 광주시 태전동 441
 TEL : 031-798-1677
 FAX : 031-798-7704

■ 取扱代理店



GAS BURNER LIGHT OIL BURNER HEAVY OIL BURNER



Gas burners

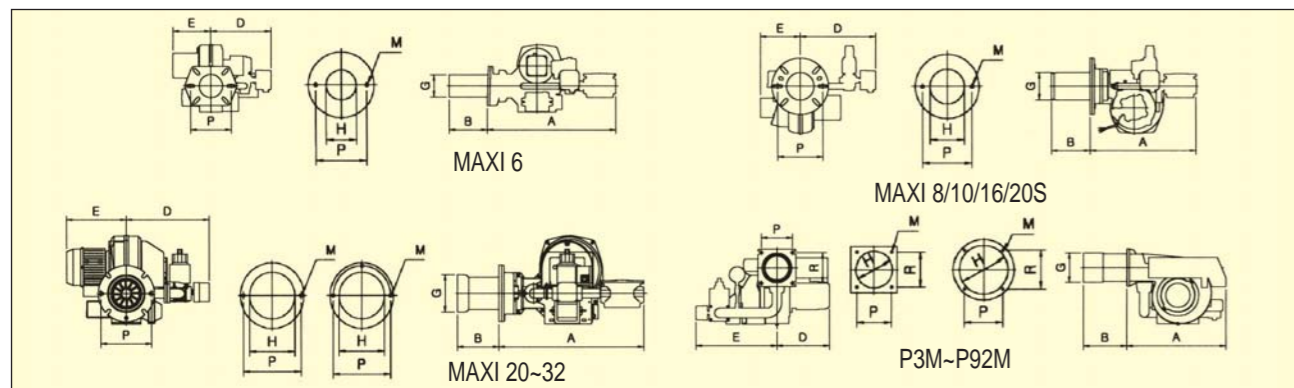
사용연료 : 도시가스, LNG, LPG, 소화가스, 매립지가스(LFG), 탄, 수소가스는 별도문의 요망.



● 모델별 사양

MODEL	보일러용량 kcal/h		버너용량 (kcal/h)		제어방식	전 원	전 인 (INCH) 비관명	MOTOR 60Hz(kW)	A	B	D	E	G	H	M	P	R
	최소	최대	최소	최대													
MAXI 6	30,000	18,000	18,000	60,000	ON/OFF	220V	1/2"	0.1	448	143	225	139	83	90	2-M8	150	-
8	50,000	18,000	80,000				1/2"	0.15	405	143	280	158	102	110	2-M8	150	-
10	70,000	34,500	99,000				1/2"		405	143	280	158	102	110	2-M8	150	-
16	100,000	38,700	160,000				3/4"		405	143	283	158	114	120	2-M8	150	-
20S	150,000	60,000	199,000				1"	0.2	276	142	230	157	114	125	2-M8	150	-
20	150,000	61,000	199,000				1"	0.25	538	156	309	224	140	150	2-M10	190	-
25	200,000	142,000	295,000				1"	0.37	538	156	309	224	140	150	2-M10	190	-
32S	250,000	180,000	300,000				1 1/2"	0.37	462	156	300	224	140	150	2-M10	190	-
32S(TN)	250,000	180,000	300,000				1"	0.37	538	156	309	224	140	150	2-M10	190	-
32S(AB)	250,000	180,000	300,000		H/LOW		1"	0.37	538	156	309	224	140	150	2-M10	190	-
32	범용 300,000	180,000	411,000		H/LOW		1 1/2"	0.37	462	201	300	224	140	150	2-M10	190	-
P3M	범용 300,000	140,000	500,000			220/380V	1 1/2"	0.55/0.74	635	218	286	404	150	160	2-M10	165	155
P4M	범용 400,000	140,000	550,000				1 1/2"	0.74	635	218	286	404	150	160	2-M10	165	155
P5M	범용 500,000		650,000				1"	1.1	707	344	344	460	184	200	2-M10	205	190
P60M	600,000		800,000				1 1/2"	1.5	707	344	344	460	184	200	2-M10	205	190
P7M	1-1.5TON		1,500,000				2"	2.2	670	495	360	533	234	250	2-M12	226	226
P9M(N)	2-2.5TON		2,000,000				2"	4.0	816	490	395	638	265	300	4-M12	300	300
P92M	3TON		3,600,000				2"	5.5	816	490	415	638	269	300	4-M12	300	300


● 규격 및 치수(mm)



상기 사양 및 규격치수들은 예고없이 변경될 수 있습니다.

Oil burners

Light oil burners




● 모델별 사양

MODEL	보일러용량 kcal/h		버너용량 (kcal/h)		노출형식	전 원	MOTOR 60Hz(kW)	A	B	D	E	G	H	M	P	R
	최소	최대	최소	최대												
경유버너 [사용가능연료: 난방유(보일러 전용), 등유(GPM6), 경유] 정제유 및 Heavy End(부생연료유)는 별도문의 요망																
GPM 6	30,000	20,000	56,000		1노출	220V	0.08	305	102	165	125	83	90	2-M8	145	-
8	50,000	30,500	80,000				0.10	289	75	119	139	83	90	2-M8	145	-
12	80,000	51,000	122,500				0.15	280	104	147	102	110	2-M8	150	-	
16	10만	66,000	153,000				0.15	280	129	149	147	114	125	2-M8	150	-
GPM 20S(A)	15만	85,000	213,000				0.20	276	142	160	165	114	125	2-M8	150	-
20	15만	84,000	204,000				0.25	385	159	199	224	140	150	2-M10	190	-
(21)25	20만	84,000	249,000		2노출		0.37	385	159	199	224	140	150	2-M10	190	-
30	범용 30만	183,600	408,000				0.37	385	159	196	224	140	150	2-M10	190	-
32	범용 30만	183,600	408,000				0.55	385	159	196	224	140	150	2-M10	190	-
PG 4	범용 40만	220,000	520,000			220/380V	0.74	440	197	286	233	150	160	4-M10	165	155
PG 50	50만	220,000	600,000				0.74	440	281	286	233	165	190	4-M10	204	204
PG 5(N)	1TON	420,000	840,000				1.5	541	243	344	288	165	190	4-M10	205	190
PG 9	1.5TON	630,000	1,200,000				2.2	622	310	360	359	202	220	4-M10	226	226
PG 9(N)	1-1.5TON	260,000	1,183,200				1.8	541	244	344	292	184	200	4-M10	205	190
PG 12	2TON	830,000	1,500,000				3.0	622	340	390	329	218	240	4-M10	226	226
PG 12(N)	2TON	880,000	1,770,000				3.0	622	285	390	349	234	250	4-M10	226	226
PG 28	3TON	700,000	2,800,000		3노출		7.5	934	345	540	488	290	400	4-M14	318	318
PG 36	4TON	900,000	3,600,000				11.0	934	345	540	490	329	400	4-M14	318	318
PG 91	2.5TON	600,000	1,800,000		2노출		4.0	757	300	395	470	238	300	4-M12	300	300
PG 92	3TON	730,000	2,200,000		3노출		5.5	958	294	415	470	266	300	4-M12	300	300

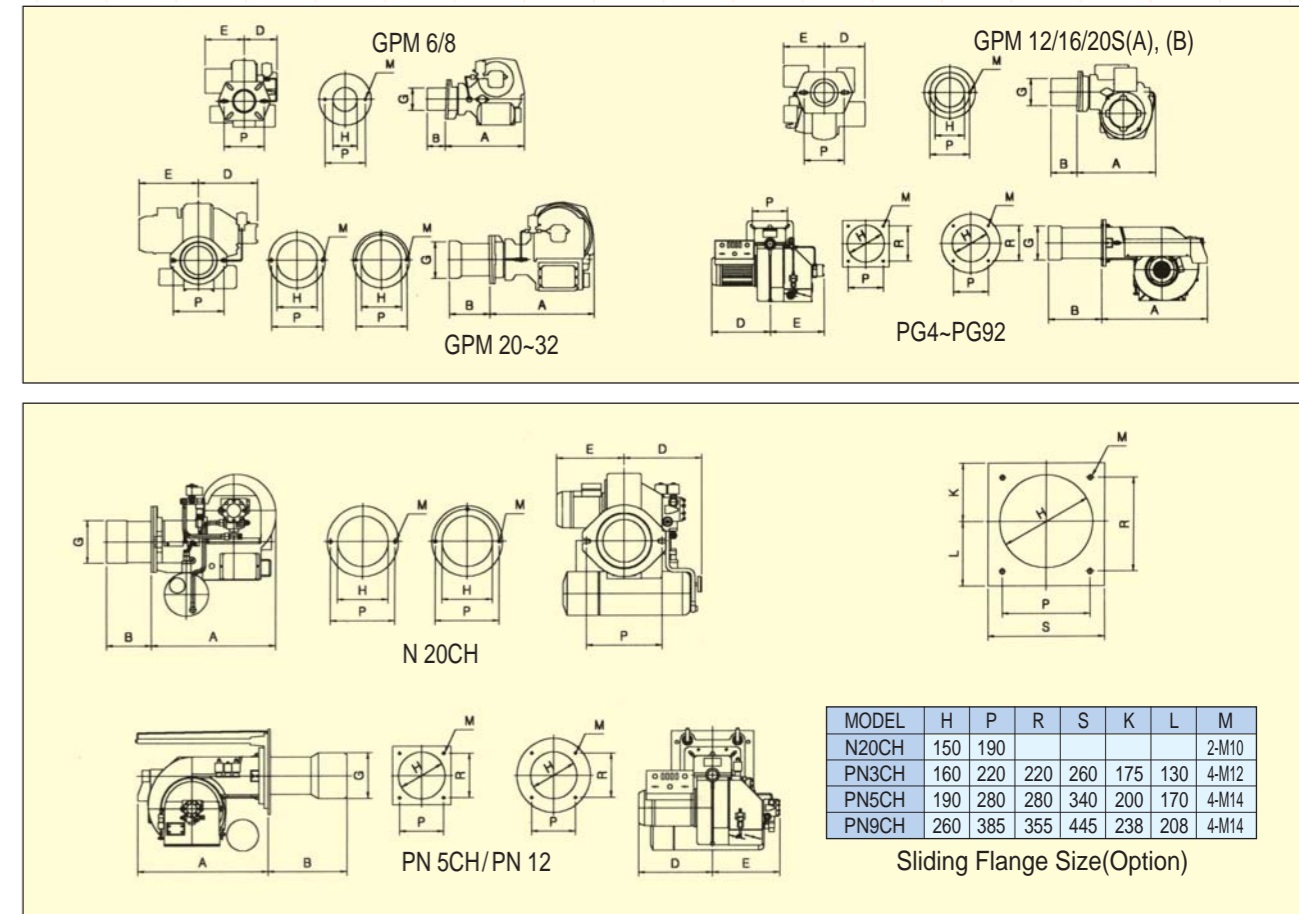
MODEL	보일러용량 kcal/h		버너용량 (kcal/h)		노출형식	전 원	MOTOR 60Hz(kW)	Heater (kW)	A	B	D	E	G	H	M	P	R
	최소	최대	최소	최대													
병커C유 버너 사용가능연료 A 중유, B 중유, 병커C유 정제유 및 C9(부생연료유)는 별도문의 요망																	
N20CH	20만	73,000	250,000		1노출	220/380V	0.75	3.0	428	147	240	265	140	150	2-M10	190	-
PN3CH	30-35만	215,600	430,000		1 or 2노출		0.75	4.5	460	145	340	300	150	160	4-M12	220	155
PN5CH	40-60만	420,000	840,000		2노출		1.5	8	666	243	360	325	165	190	4-M12	205	190
PN9CH	1.5-2.0TON	630,000	1,500,000				3.0	12	854	440	404	362	244	250	4-M12	226	226

상기 사양 및 규격치수들은 예고없이 변경될 수 있습니다.

Heavy oil burners



● 규격 및 치수(mm)



MODEL	H	P	R	S	K	L	M
N20CH	150	190					2-M10
PN3CH	160	220	220	260	175	130	4-M12
PN5CH	190	280	280	340	200	170	4-M14
PN9CH	260	385	355	445	238	208	4-M14

Sliding Flange Size(Optional)

상기 사양 및 규격치수들은 예고없이 변경될 수 있습니다.