



the art of hospitality



Bisttraa hospitality

**Mattress, Room Accessories, Bed & Bath
Linens, Bath Amenities & More**





the art of hospitality



*Bisttraa
hospitality*



Bisttraa hospitality

At Bisttraa Hospitality, we are dedicated to transforming the guest experience through an extensive range of premium products. From luxurious bed and bath linens that embody comfort and elegance, to meticulously crafted mattresses designed for perfect rest, every item we offer is a testament to quality and sophistication.

Our portfolio also includes advanced hair dryers, thoughtfully curated mini bars, and stylish hotel trolleys – each selected to elevate every moment of a guest's stay. With a commitment to excellence and attention to detail, Bisttraa Hospitality is your trusted partner in creating unforgettable hospitality experiences.



📍 KH. No.215/1 Ground Floor (Only) Floor Village Karala Landmark Delhi 110081.

✉ bisttraamattress@gmail.com

☎ 9811353835, 9811353335, 9990525209

🌐 <https://www.bisttraamattress.com>
[/https://www.bisttraamattress.in](https://www.bisttraamattress.in)



Spring Cover



ELECTRIC KETTLE

Double body
304 stainless steel

Model / H1268



Mat finishing Spring cover Seamless inner Body

Voltage: 220-240V Capacity: 0.8L
Hertz: 50-60Hz Power: 1000-1200W
Product size: 185x122x184mm


CE CB



Electric Kettle

NEW STYLE

0.8L electric kettle
with double body



6.1 inch



ELECTRIC KETTLE

Model-KTL-JA-1205/AJ-1206



Voltage: 220-240V
Capacity: 0.8L
Hertz : 50-60Hz
Power: 800-1000W
Product size:187x160x190mm





ELECTRIC KETTLE

Double body
304 stainless steel

Model -KTL- DA-1208, AD-1208 Grey, PR-1208 Mat



Spring cover



Easy cleaning



Luxury Body



H1208



H1208 Mat

Voltage: 220-240V Capacity: 0.8L
Hertz: 50-60Hz Power: 1000-1200W
Product size: 185x122x184mm

ELECTRIC KETTLE

Model-KTL-OS-1206-1



• Visible Water Window • Spring cover

Voltage: 220-240V Capacity: 1L
Hertz: 50-60Hz Power: 1000-1200W
Product size: 196x130x190mm



ELECTRIC KETTLE

304 stainless steel

Model-KTL-OS-1263



• Visible Water Window • Spring cover • Easy cleaning

Voltage: 220-240V Capacity: 0.6L
Hertz: 50-60Hz Power: 1000-1200W
Product size: 187x122x170mm



ELECTRIC KETTLE

304 stainless steel
Double body

Model-KTL-OS-1262



• Visible Water Window • Spring cover • Easy cleaning

Voltage: 220-240V Capacity: 0.6L
Hertz: 50-60Hz Power: 1000-1200W
Product size: 188x122x170mm



OS-1262 White



OS-1262 Black

ELECTRIC KETTLE

Model-KTL-S0880S



- Wide angle • Easy cleaning • Anti-scald



Voltage: 220-240V Capacity: 1.2L
Hertz: 50-60Hz Power: 1350-1600W
Product size: 188x150x230mm



H0880S Ivory H0880S Black

ELECTRIC KETTLE

Model-KTL-0881A Mat



- Wide angle • Easy cleaning



Voltage: 220-240V Capacity: 0.8L
Hertz: 50-60Hz Power: 1350-1600W
Product size: 188x150x230mm

ELECTRIC KETTLE

Model-KTL-2002



- Wide angle • Easy cleaning • Anti-scald



Voltage: 220-240V Capacity: 1.2L
Hertz: 50-60Hz Power: 1350-1600W
Product size: 207x150x230mm



H2002 Ivory H2002 Black

ELECTRIC KETTLE

Model-KTL-1202 Mat



- Wide angle • Easy cleaning



Voltage: 220-240V Capacity: 1.2L
Hertz: 50-60Hz Power: 1350-1600W
Product size: 203x150x230mm

ELECTRIC KETTLE

Model-KTL-1266



- Spring Cover • Easy cleaning • Anti-scald



Voltage: 220-240V Capacity: 1.2L
Hertz: 50-60Hz Power: 1350-1600W
Product size: 220x145x195mm

ELECTRIC KETTLE

Model -KTL-1202I-Y- Mat



- Spring Cover • Removable filter • Easy cleaning



Voltage: 220-240V Capacity: 1.2L
Hertz: 50-60Hz Power: 1800-2000W
Product size: 208x150x195mm

Tray Series



Model : M
Melamine tray
Base size: 400x270x38mm



Model : S
ABS tray
Base size: 400x270x38mm



Model : X
ABS tray
Base size: 443x227x36mm



Model : W
ABS tray
Base size: 363x240x33mm



Model : X
Melamine tray
Base size: 345x315x22.5mm



Model : W



Model : X
Melamine tray
Base size: 385x308x22.5mm



Model : D
Melamine tray
Base size: 453x356x22.5mm

Tray Set Series

G/I-series

1. Original patented design, combined the kettle base and tray two in one, more concise and elegant.
2. Stainless steel water filters and reservoirs to collect overflow water to avoid the huge loss of furniture and wallpaper erosion caused by overflow tea.
3. ABS materials and imitation wood grain design, shatter & scratch resistant, free of fingerprints.

CE CB SASO RoHS



G-H1208(0.8L,800W)



G-H1268 Black(0.8L,1000W)



G-H1202(1.2L,1350W)



G-K81 Black (0.8L,1000W)



G-K85(0.8L,1000W)

Tray Set Series



A-M-1261(0.6L,1000W)



E-XM-1208(0.8L,800W)



X-E-1262(0.6L,1000W)



N-LY-1263(0.6L,1000W)



Y-I-0881 S(0.8L,1000W)



O-K-1268Black(0.8L,1000W)

Kettle Tray Set



C-O-2002 White(1.2L,1350W)



I-L-2002 Black(1.2L,1350W)

B Series



R-A-1202(1.2L,1350W)



X-L-2002 Black (1.2L,1350W)



Q-D-1268 Black(0.8L,1000W)



U-C-1206-1(1L,1000W)

Hair Dryer

HAIR DRYER

Model-SHD-07-2



Model-SHD-XC-07-2 White
1600W



Model-SHD-XB-07-2 Black
1600W



Converts to Wall Mounted with HOLDER option



Wall Holder Features Anti-Theft Cable tracks

1. Safety switch, press to work, prevent customer to use it in incorrect way.
2. High and low speed setting for your option.
3. Stylish and easy to install.
4. Overheating protection.
5. Can make with 110V/220V shaver socket.


AFTER STRETCH



2 SPEED HOT WIND + COOL WIND Settings



SAFETY ON/OFF Press Switch



COIL MADE OF SPECIAL MATERIAL To Ensure Bounce Back & Return to Shape And Length

Hair Dryer

HAIR DRYER

Model-SHDX-01



2 Speed hot wind
Safety button
Over heating protection
Power: 220-240V 50/60Hz
1300W



SHDS-1(B)

D01A (WITH SHAVER SOCKET 110V & 220V)
D01A-1 (WITH SHAVER SOCKET 220V)



HAIR DRYER

Model-SHD-XM02B

2 Speed hot wind
Safety button
Over heating protection
Power: 220-240V 50/60Hz 1300W

HK Trolley



HK TROLLEY



HOUSEKEEPING TROLLEY



ROOM SERVICE
TROLLEY / WARMER



VACUUM TROLLEY



LINEN TROLLEY



LUGGAGE TROLLEY



MAHARAJA TROLLEY



SS304 HK TROLLEY

Roll Away Beds

STANDING ROLL AWAY BEDS

It has a cushioned Head-board, with sun mica fixed to the ply board for elegant appearance. It also is very stable with necessary supports given to the frame. It has eight inches Spring Mattress for best comfort.



Standing Extra Beds

MILD STAINLESS STEEL FOLDABLE ROLL AWAY BEDS

Our newest development for our clients in the Hospitality Industry is our Roll away beds, which are increasingly becoming popular for extra bedding because of their convenience. This is a smart product in terms of the ease of mobility, handling, usage and appearance.



MS Steel Beds



SS Steel Beds





Hotel mattress & bad base

****Bonnell Spring Mattress****

Engineered for durability and firm support, Bonnell Spring mattresses offer excellent breathability and long-lasting performance—ideal for high-traffic hotel rooms. Their interconnected spring system ensures uniform comfort, making them a cost-effective choice for consistent guest satisfaction.

Euro Top Bonnell Spring Mattress

Combining robust Bonnell spring support with a plush Euro Top layer, this mattress offers enhanced comfort and durability. Ideal for hotel use, it provides firm, uniform support while adding a luxurious cushioning feel-perfect for ensuring restful sleep and guest satisfaction.

Pocket Spring Mattress

Designed for superior comfort and motion isolation, Pocket Spring mattresses feature individually wrapped coils that contour to the body for personalized support. Ideal for hotels seeking premium sleep experiences, they reduce partner disturbance and enhance guest satisfaction.

Euro Top Pocket Spring Mattress

Blending luxurious comfort with advanced support, Euro Top Pocket Spring mattresses feature individually wrapped coils for precise body contouring and minimal motion transfer. The plush Euro Top layer adds extra cushioning, making them an excellent choice for hotels aiming to offer guests a premium, restful sleep experience.

Thermo Absorption Mini Bar

Model -QCSN-40AS-BL

Capacity: 40L
Size: W410*D400*H550MM
Power: 65W (220V/60HZ,110V/60HZ)
Temperature Range: 6-12°C
N.W/G.W: 11.5kg/13kg



Model-QCSN-40BS-BL

Capacity: 40L
Size: W405*D400*H550MM
Power: 65W (220V/60HZ,110V/60HZ)
Temperature Range: 10-16°C
N.W/G.W: 13.5kg/15kg

Fridge/Mini Bar

Model-XW-50A

Capacity: 50L
Size: L500*W550*H430MM
Power: 80W (220V-240v, 50Hz/60HZ)
Temperature Range: 0-8°C
N.W/G.W: 20.5kg/18.2kg



Model -XW-21SA

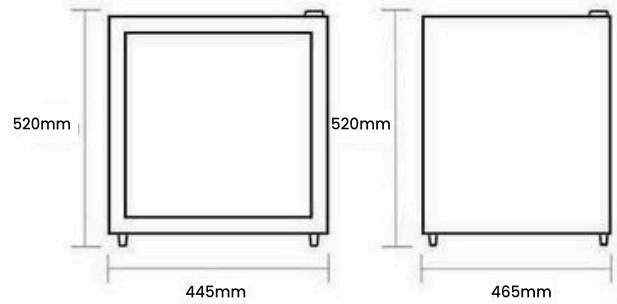
Capacity: 21L
Size: L385*W455*H375MM
Power: 48W (220V, 50Hz)
Temperature Range: 8°C
N.W/G.W: 9.4kg/10.5kg



Compressor Fridge Mini Bar

Model -HUR-50L

Capacity: 50L
Size: L445*W465*H520MM
Power: 75W (220V-240V, 50Hz/60Hz)
Temperature Range: 0-10°C



FOR HOSPITALITY

IRONING CENTRE SYSTEM

IRONING BOARD SERIES

Auto-off function
vertical position,
8 minutes auto off;
horizontal position,
30 seconds auto off.

ceramic sole plate
full-function style
dry/spray/steam/burst steam/self-cleaning
antic-calc/anti-drip.



Steam Iron



1800W

Model / SS-05

Product size:29.2x12.1x14.5cm

Plate size:21.9x12.1cm

Water tank:320ml

220-240V 50-60Hz

1800W

Model / SS-06

Product size:29.2x12.1x14.5cm

Plate size:21.9x12.1cm

Water tank:320ml

220-240V 50-60Hz





Iron board

NEW HANG-IN WARDROBE STYLE

Sturdy construction

High temperature resistance | Sturdy | Foldable | Can be hung in Wardrobe | Anti-skid | adjustable height



PRODUCTDETAILS



Extra thick built-in support rods




Comes with hanging hook



Feet tubes fixed hook



Safety crimping design



Regulating handle



Flexible legs cover

Anti-theft Series Ironing Station
 |Hanging into hotel wardrobe

1800W

Model-MC-05

Product size::29.2x12.1x14.5cm
 Plate size:21.9x12.1cm
 Water tank:320ml

1800W

Model-MC-06

Product size::29.2x12.1x14.5cm
 Plate size:21.9x12.1cm
 Water tank:320ml



Rotable iron holder



Stores Neatly On Rail



Anti-Theft Cable lock



Anti-theft Series Ironing Station |Hanging into hotel wardrobe

1600W

Model-MC-05

Product size:L292xW121xH145cm
Plate size:L219xW121cm
Water tank:260ml

Auto-off function

- 1.Vertical position, 8 minutes auto off;
- 2.Horizontal position, 30 seconds auto off.



Rotable iron holder



Stores Neatly On Rail



Anti-Theft Cable lock



Wall Mounted Series Ironing Stations



Model-CN-IC02



Model-CN-IN02



Model-CN-IL09

Hotel Safe

HOTEL SAFE

MODEL / D1541MJ

size: 410 x 350 x 150mm



MODEL / E2042BJ

size: 420 x 370 x 200mm



MODEL / E2042MJ

size: 420 x 370 x 200mm



MODEL / E2042U

size: 420 x 370 x 200mm



MODEL / E2042A

size: 420 x 370 x 200mm



MODEL / E2042F

size: 420 x 370 x 200mm



Telephone



Model-BC-008



Model-BP-0009 BLACK



Model-PB-0009 BEIGE



Model-BN-011



Model-NB-012

Telephone



Model-BK-001B



Model-HC-006



Model-JI-0010

Telephone



Model-UC-8901



Model-NC-8905



Model-BC-8905B

Flashlight

80000Hrs

Model-FBC-01



Model-FBC-01



Model-FBC-02



Model-FBC-02S




Model-FBC-03

Weighing Scale

Model-TG-1102

Platform: Tempered glass
LCD size: 61 x 25mm
Size: 300 x 300 x 23mm
Max capacity: 180KG



Model-TGL-D1102

Platform: Tempered glass platform
LCD size: 61 x 25mm
Size: 280 x 280 x 23mm
Max capacity: 180KG



Model-TG-D1M

Platform: Tempered glass/ABS
LCD size: 73 x 33mm
Size: 395x 380 x 37mm
Max capacity: 180KG



Model-TGH-02

Platform: Tempered glass
LCD size: 73 x 33mm
Size: 312x 285 x 23mm
Max capacity: 180KG



Model-TG-H-03

Platform: 5mm tempered glass
LCD size: 79 x 36mm
Size: 312x 285 x 20mm
Max capacity: 180KG



Model-TG-04

Platform: 304 stainless steel
LCD size: 79 x 36mm
Size: 340x 275 x 25mm
Max capacity: 150KG



the art of hospitality **Magnifying Mirror**

Model-MXC-67

dia: 6" , 8"



Model-MXR-726

dia: 6" , 8"



Model-MXN-66

dia: 6" , 8"



Model-MXP-529

dia: 8.5"
Thickness : 55mm
LED: 60000hrs



Model-MXQ-519

dia: 8"
Thickness : 20mm
LED: 60000hrs



Model-MXS-509

dia: 8.5"
Thickness : 27mm
LED: 60000hrs



Model-MXE-539

Size : 212 x 212mm
LED: 60000hrs



Model-MXH-559

Size : 220 x 160mm
LED: 60000hrs



IHG-approved Locks

Be-Tech has continued to lead the market by continuously launching innovations, research & development and modern manufacturing technology to the company since establishment in 1992. Be Tech is dedicated towards providing electronic security solutions to the hospitality industry and facilities where people need Smart Security Solutions and each solution is designed to meet our clients need for Ocunty and convenience thereby being recognized as export and leader within the industry.

"We put our heart and soul into your security" with our principles of designability, flexibility reliability and functionality. We have secured thousands of budget luxury and resort hotels worldwide. With the larges private invested tactory covering an area of thirty thousand square meten. Be Tech could become a true partner dedicated to offering reliable, flexible, and valuable security solutions to hospi- tality provider and **THEIR GUESTS....**



Guardian-G456M1
(SS-304)



Base-6536
(SS-304)



Vision Series - V7
(SS-304)



V2-PVD Aluminium



Energy Saving Switch 40A



SESS-40A



SESS-40A



SESS-40A



Encoder-S



RF ID CARD

Digital Alarm Clock



Model-CDPT-509

- Product size: 11.4 4.5*8.7cm
- Digital Alarm Clock with Buzzer and Radio Alarm Sound
- 12 Hour Time System.
- you can choose buzzer or radio as the alarm sound
- Voltage is AC110V-220V 50-60Hz, the cable length is 1.5M, 2 AAA batteries for back up power



Bath Amenities



Customized Bottles



Customized Tubes

DRY AMENITIES



Customized Eco-Friendly



Customized Laminated

Linen Products



Inner View- Bedbase

Inner View- Mattress



Bedsheets



Duvet



Towel Sets



Protectors



Bath Robe

Pull Type Soap Dispensers



Model-PCM-7006A

Capacity: 300ml
 Material: ABS
 Product Size: L63*W75*H215mm
 Ctn size: 43.5 37.5*47cm
 Qty/ctn: 50pcs
 NW/GW : 11kg/13.37kg



Model-PCM-7116A-2

Capacity: 300mlX2
 Material: ABS
 Product Size: L63*W75*H215mm
 Ctn size: 44.2*34.3*47cm



Model-PCM-7116B

Capacity: 300ml
 Material: ABS
 Product Size: L63*W75*H215mm
 Ctn size: 43.5*37.5*47cm
 Qty/ctn: 50pcs
 N.W./G.W.: 11kg/13.37kg



Model-PCM-7116B-2

Capacity: 300mlX2
 Material: ABS
 Product Size: L63*W75*H215mm
 Ctn size: 44.2*34.3*47cm
 Qty/ctn: 24pcs
 N.W./G.W.: 12kg/14.1kg



Model-PCM-7805A

Capacity: 300ml
 Material: ABS
 Product Size: L67*W79*H220mm
 Ctn size: 47*44*48cm
 Qty/ctn: 60pcs
 NW/GW : 12.66kg/16kg



Model-PCM-7806A

Capacity: 300mlX2
 Material: ABS
 Product Size: L137xW82xH220mm
 Ctn size: 47x44x48cm
 Qty/ctn: 30pcs
 NW/GW : 14.5kg/17.5kg



Model-PCM-7805B

Capacity: 300ml
 Material: ABS
 Product Size: L67xW79xH220mm
 Ctn size: 47x44x48cm
 Qty/ctn: 60pcs
 NW/GW : 12.66kg/16kg



Model-PCM-7806B

Capacity: 300ml
 Material: ABS
 Product Size: L137xW82xH220mm
 Ctn size: 47x44x48cm
 Qty/ctn: 30pcs
 NW/GW : 14.5kg/17.5kg

Dust Bin

Model/ H8018

*#410 Stainless steel material/
fire safe construction design
*plastic liner for easy cleaning/
polished finish
*Capacity: 3 litres
Size: 169 x H270mm



Model / H8019

*#410 Stainless steel material/
fire safe construction design
*plastic liner for easy cleaning/
polished finish
*Capacity: 5 litres
Size: 205 x H265mm



Model/ H8020

*#410 Stainless steel material/
fire safe construction design
*plastic liner for easy cleaning/
polished finish
*Capacity: 12 litres
Size: 252 x H402mm



Model / H8021

#410 Stainless steel material,
plastic accessories



Model / RB-01

Capacity : 5 litres
Colour : STEEL
Opening : Open-Top
Material : Stainless Steel



Model / OB-02

Capacity : 5 litres
Colour : STEEL
Opening : Open-Top
Material : Stainless Steel



Model / S WD-A1-5L

*Double layer wastebin
*Outer: wrapped with PU
leather (Different colors and
styles for leather are available)
*Inner: iron painted
*With chrome top
*Size: 225 H270mm



Model / SWD-A1-7L

*Double layer wastebin
*Outer: wrapped with PU
leather (Different colors and
styles for leather are available)
*Inner: iron painted
*With chrome top
*Size(L*W*H): 225*H270mm
(10 litres)



Luggage Rack Stand



Model-SB-7215D

- Strong metal frame with silver chrome
- 4 black durable straps
- Easy fold up
- Size: L550 W500 H700mm

Model-WD-605462

- Size:L600 W545*H620mm
- Color: nature color-material is beach wood; brown color material is rubber wood. Brown color is +USD2.8



Leather



Leather



SIZE:(L)130x(W)60x(H)153



SIZE:(L)170x(W)170x(H)140



SIZE:(L)140x(W)90



SIZE:(L)180x(W)125x(H)65



SIZE:(L)80x(W)90x(H)160



SIZE:(L)155x(W)90x(H)160



SIZE:(L)240x(W)60x(H)45



SIZE:(L)150x(W)80x(H)65



SIZE:(L)150x(W)80x(H)65



SIZE:(L)115x(W)75x(H)45



SIZE:(L)1270x(W)70x(H)75



SIZE:(L)240x(W)125x(H)65

Leather



SIZE:(L)350x(W)230x(H)30



SIZE:(L)350x(W)230x(H)30



SIZE:(L)150x(W)150x(H)25



SIZE:(L)210x(W)100



SIZE:(L)240x(W)150



SIZE:(L)80x(W)80x(H)100



SIZE:(L)240x(W)130



SIZE:(L)130x(W)130x(H)70



SIZE:(L)130x(W)130x(H)130

Smart Hanger





Bisttraa hospitality

BISTTRAAHOSPITALITY-ANAME THAT SIGNIFIES THE NEXUS OF EXPERTISE,
INNOVATION,ANDACOMMITMENTTO REDEFINING THE STANDARDS OF HOSPITALITY.

Mattress, Room Accessories, Bed & Bath Linens, Bath Amenities & More



9811353835, 9811353335, 9990525209



bisttraamattress@gmail.com



<https://www.bisttraamattress.com>. <https://www.bisttraamattress.in>



KH. No.215/1 Ground Floor (Only) Floor Village Karala Landmark Delhi 110081.

