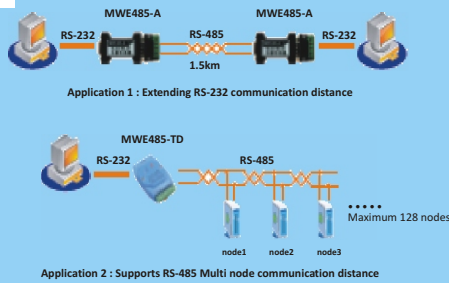


Industrial Serial Converter RS-232/RS-485/422 Industrial Serial Converter

Ordering	Product Functions
MWE485-A	RS-232 to RS-485 Port Powered Converter
MWE485-UA	RS-232 to RS-485 Port Powered NO Isolated/power supply Converter
MWE485-B	RS-232 to RS-485 Isolated Converter
MWE485-C	RS-232/RS-485/422 Port Powered Converter
MWE485-D	RS-232/RS-485/422 Isolated Converter
MWE485-E	RS-232/RS-485/422 Port Powered Isolated Converter
MWE485-F	RS-232 to RS-485 Port Powered Isolated Converter
MWE485-S	RS-232 to RS-485 Converter
MWE485-TD	RS-232/RS-485/422 Din-rail Type Advanced and High Speed Two Sides Isolated Converter
MWE485-TDM	RS-232/RS-485/422 Din-rail Type Advanced and High Speed Three Sides Isolated Converter
MWE485-TD8	RS-232/RS-485/422 Eight Channel Isolated Converter

Typical Application



USB to RS-232/RS-485/422 Converter

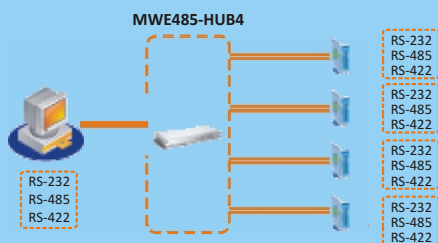
Ordering	Product Functions
MWE810	USB to RS-232 Serial Converter
MWE820A	USB to RS-485/422 Converter
MWE820B	USB to RS-232/RS-485/422 Isolation Converter
MWE814	USB to 4 Slave RS-232 Converter
MWE824	USB to 4 Slave RS-485 Converter

RS-232 Isolated Serial Converter

Ordering	Product Functions
MWE232-A	RS-232(7 wires) Port Powered Isolated for Full Signals
MWE232-B	RS-232(3 wires) Port Powered Isolated for 3 Wires Signals
MWE232-C	RS-232 High Speed Isolated for 3 Wires Signals
MWE232-D	RS-232(7 wires) High Speed Isolated for Full Signals
MWE232-C8	8 Channel RS-232 High Speed Isolated Converter


RS-232/RS-485/422 Hub

Ordering	Product Functions
MWE232-H4	RS-232 Signal to 4 Channels Slave RS-232 High Speed Isolated Converter
MWE485-H4	RS-232/RS-485 Signal to 4 Channels RS-485 Isolated Converter
MWE485-HUB4	RS-232/RS-485/422 Signal to 4 Channels RS-232/RS-485/422 all-sides Isolated Hub
MWE485-HUB8	RS-232/RS-485/422 Signal to 8 Channels RS-232/RS-485/422 all-sides Isolated Hub



RS-232/RS-485 to TTL Converter

Ordering	Product Functions
MWE232-TTL	RS-232 to TTL Port Powered Converter
MWE485-TTL	RS-485 to TTL Converter
MWE485-TTL-G	RS-485 to TTL Isolated Converter



RS-485/RS-422 Isolated Repeater

Ordering	Product Functions
MWE485-YG	RS-485/RS-422 Isolated Between Two Sides Repeater
MWE485-YGM	RS-485/RS-422 Isolated Between Two Sides and Power Supply Repeater



Fibre Optic Converter RS-232/RS-485/422 Fiber Optic Converter

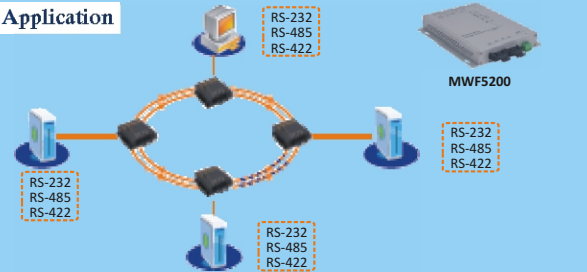
Ordering	Product Functions
MWF232	One Channel RS-232 Signal to Fiber Optic Signal Converter
MWF101	RS-232 Signal to Fiber Optic Signal Converter
MWF201	One Channel RS-232/RS-485/422 Signal to Fiber Optic Signal Converter



Double-ring Self-healing Serial Modem

Ordering	Product Functions
MWF501	RS-232/485/422 Double-Ring Self-healing Modem
MWF5200	Multi Ways RS-232/485/422 Double-Ring Self-healing Modem

Typical Application

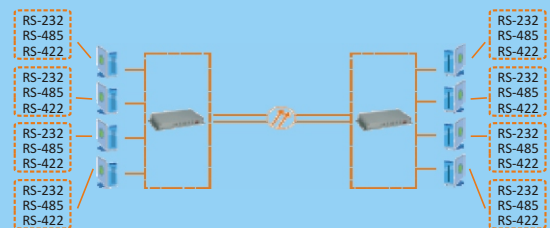


RS-232/RS-485/RS-422 Signal Multiplex Fibre Optic Signal Converter

Ordering	Product Functions
MWF204	4 Channel RS-232/RS-485/422 Signal to One Channel Fiber Optic Modem
MWF208	8 Channel RS-232/RS-485/422 Signal to One Channel Fiber Optic Modem



Typical Application




RS-232/RS-485/422 to TCP/IP Converter

Ordering	Product Functions
MEF1000	Low Cost TCP/IP to RS-232/422/485 Converter
MEF2000	One Serial Port Device Networking Converter
MEF2004	Four Serial Port Device Networking Converter



Fiber Optic Module

Ordering	Product Functions
MTR 0-1Mb/s	0 ~ 1Mb/s TTL Module
MTR 1-84Mb/s	1 ~ 84Mb/s TTL Module



Fiber Optic Converter

Ordering	Product Functions
MWF700-A	0 ~ 1Mbps Baud Rate, Single Mode to Multi mode converter
MWF700-B	1 ~ 84Mbps Baud Rate, Single Mode to Multi mode converter



TTL to Fiber Optic Converter

Ordering	Product Functions
MWF251	Single Channel TTL to Fiber Optic Converter
MWF252	Double Channel TTL to Fiber Optic Converter




Serial Signal Lightning Protector

Ordering	Product Functions
MWE601	RS-232 Lightning Protector
MWE602	RS-485 Lightning Protector
MWE605	Ethernet Signal Lightning Protector
MWE606	Video Signal Lightning Protector



Ethernet Media Converter

M1 Serial	10/100 Base Internet Media Converter / Transceiver
-----------	--




ORDERING	Port Type
MT8110	1x10/100Base-TX+1X100Base-FX
MR16	16x10/100Base-TX+16X100Base-FX
MT8110G	1x10/100Base-TX+1X100Base-FX
MIEF1203	2x10/100Base-TX+1X100Base-FX
MIEN2205-S	4x10/100Base-TX+1X100Base-FX
MIGE1202	1x1000Base-TX+1X1000Base-LX/SX

*RS-485 Ethernet port: RS-485 port, auto negotiation and auto MDI/MDI-X connection recognition.
 Fibre Optic Port: Single mode, Multi mode, SFP/SFP+ FC Connector.
 Fibre Optic Line: Multi mode $20/40/60/80/100\text{km}$ Twisted-pair: 0-100m*

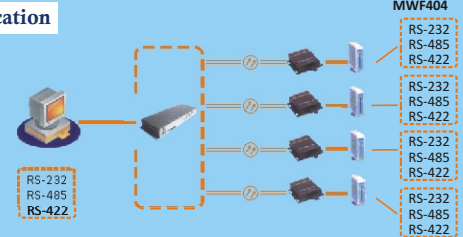


Star Network Serial Fiber Optic Hub

Ordering	Product Functions
MWF404	One Channel RS-232/RS-485/422 Signal To 4 Channel Fiber Signal Hub



Typical Application



CanBus Network

Ordering	Product Functions
MWE-CAN100	RS-232/RS-485/422 Signal to Can Signal Converter
MWE-CAN200	RS-232/RS-485/422 Signal to CanBus Converter
MWE232-CAN	RS-232 Signal to Can Signal Converter
MWF-CAN	CanBus fiber optic Converter



Unmanaged Industrial Ethernet Switch

M2 Serial	Din-rail Mounted 10/100Base Industrial Ethernet Switch
-----------	--



Ordering	Port Type	Common Features
MIEN2204-S2/P2	2x10/100Base-TX+2X100Base-FX	<i>RS-485 Ethernet port: RS-485 port, auto negotiation and auto MDI/MDI-X connection recognition. Fibre Optic Port: Single mode, Multi mode, SFP/SFP+ FC can be chosen. Fibre Optic Line: Multi mode <math>20/40/60/80/100\text{km}</math> Twisted-pair: 0-100m</i>
MIEN2205	5x10/100Base-TX	
MIEN2206-S2/P2	4x10/100Base-TX+2X100Base-FX	
MIEN2208-S4/P4	4x10/100Base-TX+4X100Base-FX	
MIEN2209-S1/P1	8x10/100Base-TX+1X100Base-FX	
MIEN2210-S2/P2	8x1000Base-TX+2X1000Base-FX	None
MIEN2208	8x10/100Base-TX	None



Other Ethernet Switches



Series	List of Other Ethernet Switches
M2	Rack mounted 10/100 Base Unmanaged Industrial Ethernet Switch
M3	Din-rail mounted Ring-redundancy Unmanaged Industrial Ethernet Switch
M5	Din-rail mounted Serial-managed Ring-redundancy Industrial Ethernet Switch
M6	Din-rail mounted 10/100 Base Web-managed Industrial Ethernet Switch
M6	Rack mounted 10/100 Base Web-managed Industrial Ethernet Switch
M7	Din-rail mounted 1000 Base Web-managed Industrial Ethernet Switch
M7	Rack mounted 1000 Base Web-managed Industrial Ethernet Switch (2/4x Gigabit Port)
M8	1000 Base Layer-3 Ethernet Switch
MIEN6262	Web-managed Industrial Ethernet Switch with Series Port Server
Embedded	Embedded Industrial Ethernet Switch (4 Models available)



Note: For complete range of products refer our Sales Engineer or www.aykayelectronics.com