



MODERN
FABRICATION INDUSTRIES PVT LTD.

IMAGINATION
AT WORK

PEB & CIVIL ENGINEERED STRUCTURES

PRE-ENGINEERED
STEEL
BUILDINGS

TURNKEY SOLUTIONS

Designing & Engineering | Manufacturing | Logistic | Erection | Accessories

www.moderngroup.ltd





Welcome to
Modern
Fabrication
Industries



MODERN
FABRICATION INDUSTRIES PVT LTD.

IMAGINATION
AT WORK

PEB & CIVIL ENGINEERED STRUCTURES

More Innovation More Performance

MODERN FABRICATION INDUSTRIES is involved in the designing, fabrication and erection of steel structures for various kinds of infrastructures related to industrial and commercial structures, power generation, T&D, Communication systems and other miscellaneous steel products.

We take an engineering approach to every job, instituting systems and using latest technology that ensure quality and cost efficiency. Attention to co-ordination, control and scheduling helps minimize waste and maximize output.

With our vast experience and backed by the trust of our customers, Modern Fabrication Industries has further resolved to go the extra mile in providing services of highest quality to our valued clientele, exceeding their expectations.

**ONE STOP SOLUTION
FOR
GREENFIELD PROJECTS**





MODERN

FABRICATION INDUSTRIES PVT LTD.

IMAGINATION
AT WORK

PEB & CIVIL ENGINEERED STRUCTURES

Our Vision

To be the most reliable solution provider in the field of Pre-Engineered Buildings and Structural Steel projects.

Our Mission

Our mission is to provide complete end to end solution to clients for their steel building requirements and enrich them with the experience at our services with utmost satisfaction.



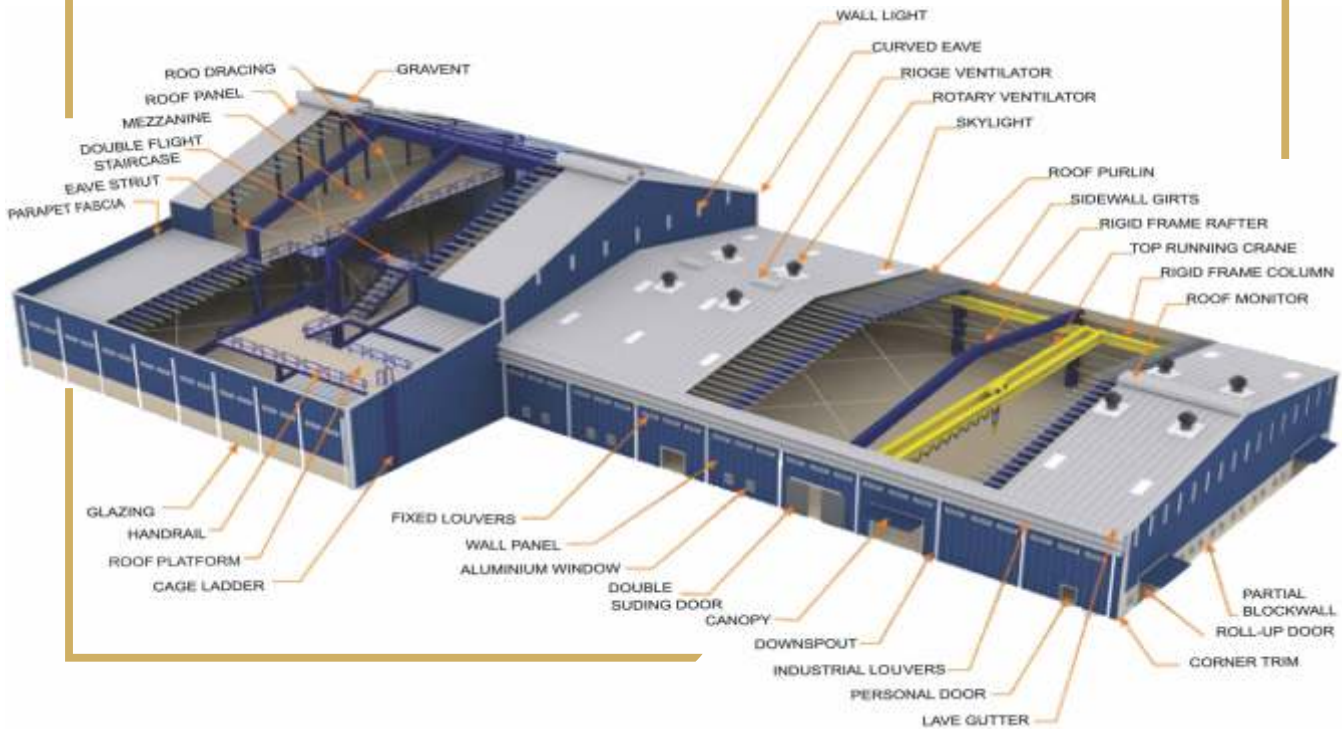


MODERN

FABRICATION INDUSTRIES PVT LTD.

IMAGINATION
AT WORK

PEB & CIVIL ENGINEERED STRUCTURES



Modern Building Components

PRIMARY FRAMING MEMBERS

Primary built-up members (H-Beams) are manufactured by gas cutting of HR steel plates in required sizes, standards conforming to ASTM A572 Grade 345 Mpa. These plates of various sizes are welded together on one side by continuous welding and other side by stitch welding at regular intervals to make an H-beam.

These are custom-built sections, so virtually any size of section can be made as per design requirement. Splice plates are welded at the end of different H - beam sections. These H-beam sections are assembled together by bolting the splice plates to make a complete frame assembly. The Primary members are available in high grade steel of minimum yield strength of 345 Mpa.

Modern Fabrication Industries Engineered Steel Buildings are 100% custom designed to provide maximum space utilization, excellent strength and highest safety standards. Our basic architectural measures

include:

BUILDING WIDTH: the distance from the outside of the eave strut of one sidewall to the outside of the eave strut of the facing wall

BUILDING LENGTH: the distance between the outside flanges of end wall columns in the facing end wall

END BAY LENGTH: the distance from the outside of the outer flange of end wall columns to the center line of the first interior frame columns

INTERIOR BAY LENGTH: the distance between the center lines of two adjacent interior main frame columns, which usually range from 6m, 7.5m and 9m to 15m



MODERN

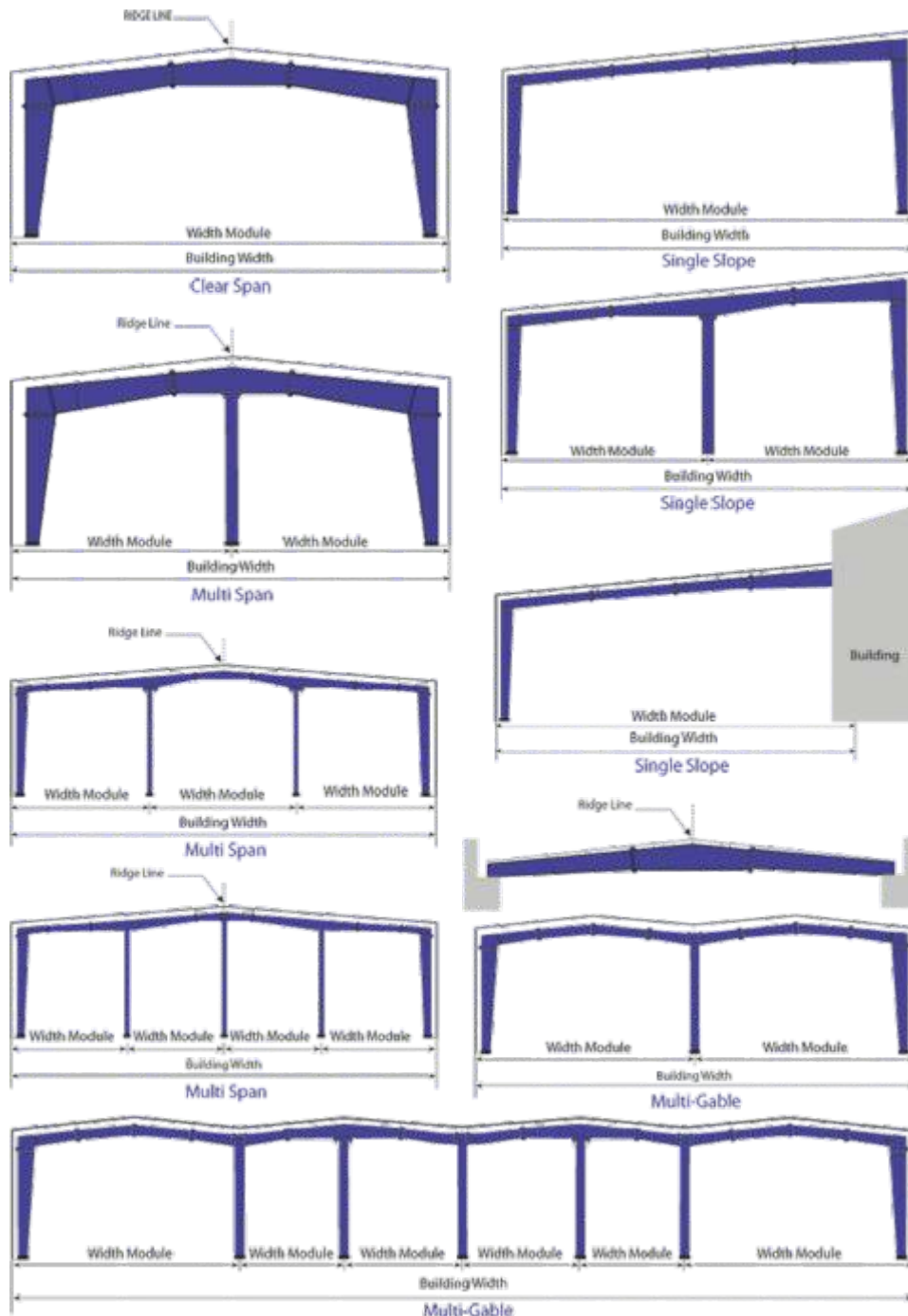
FABRICATION INDUSTRIES PVT LTD.

IMAGINATION
AT WORK

PEB & CIVIL ENGINEERED STRUCTURES

STRUCTURAL SYSTEM

The Building Height is the eave height, which is the length from the foot of the main frame column base plate to the top outer point of the eave strut and can measure up to a height of 30m. In the case of columns that are recessed or elevated from the finished floor, the eave height is the distance from the finished floor to the top of the eave strut. The Roof Slope is the angle that the roof forms with respect to the horizontal and is commonly 1/10.





MODERN

FABRICATION INDUSTRIES PVT LTD.

IMAGINATION
AT WORK

PEB & CIVIL ENGINEERED STRUCTURES

Steel Structural Buildings

- Fully engineered, factory-fabricated high quality structures.
- Shear stud to ensure concrete steel bonding.
- Lighter than conventional buildings, with minimal steel intake.
- Corrosion resistant priming on steel frames.
- Use of high strength steel.
- Standard painting on steel of low VOC.
- Use of high yield strength hot rolled steel sections or hollow sections with maximum steel optimization.
- Fire resistant painting to meet safety standards.
- High strength bolts for primary and secondary
- Cold form steel for light framing system and metal decking system. framing system.
- Use of eco-friendly materials to achieve high
- Shot blasted steel framing on par with international standards. LEED rating.
- Provide complete interface solution for all types

Industrial Building

- Design and construction of all types of factory buildings as well as metal structures.
- Construction of buildings and process plant buildings.
- Single or multi strayed structures for industrial estates, technology parks, production units, bottling plants and factory buildings.
- Facility to design and install integrated personnel and vehicle access doors and other accessories. Can set up large fabrication facilities despite space constraints and minimizing cost.





MODERN

FABRICATION INDUSTRIES PVT LTD.

IMAGINATION
AT WORK

PEB & CIVIL ENGINEERED STRUCTURES



END TO END SOLUTION

MODERN FABRICATION INDUSTRIES does far more than supply and erection of Pre Engineered metal buildings. We offers complete solutions to the customer enabling them to focus on their organization strategic goals. we undertake a single source responsibility for the project through co-ordination of all the departments viz.

- Design & Engineering
- Manufacturing
- Project management
- Logistics
- Erection

Modern Fabrication Industries is a combination of built-up primary members, secondary members and roofing and wall cladding either single skin or insulated panels. Built-up members and secondary members form a well braced steel skeleton structure which is enveloped by roofing and wall cladding. Thus, we get an air tight, weather proof, energy efficient building to serve the need of customer.

Modern Fabrication Industries are designed with the help of International Standards. These are precisely manufactured as per customer's requirement and also can be fitted with different structural accessories including mezzanines, Canopies, Fascia, Partitions, crane beams etc. to enhance the building usage and its aesthetics.



MODERN
FABRICATION INDUSTRIES PVT LTD.

IMAGINATION
AT WORK | PEB & CIVIL ENGINEERED STRUCTURES

01 Tough to the Core Coaster Sigma Purlins

► C - Purlin

Range: 1.6 mm - 3.2 mm
100 x 40 x 15 mm
120 x 45 x 15 mm
150 x 60 x 20 mm
180 x 65 x 20 mm



Range: 1.6 mm - 3.2 mm
200 x 70 x 20 mm
225 x 70 x 20 mm
250 x 70 x 20 mm
300 x 80 x 20 mm



► Z - Purlin

Range: 1.6 mm - 3.2 mm
100 x 40 x 15 mm
120 x 45 x 15 mm
150 x 60 x 20 mm
180 x 65 x 20 mm



Range: 1.6 mm - 3.2 mm
200 x 70 x 20 mm
225 x 70 x 20 mm
250 x 70 x 20 mm
300 x 80 x 20 mm



02 Endurance at Its Best Floor Deck (Decking sheets)

Decking sheets are flat surfaces or platforms capable of supporting flooring and roofing sheets and are connected to the outer or inner parts of the building structure. The base materials for manufacturing these sheets are steel, aluminum or alloy. In normal roofing and flooring, decking enables the transfer of the shearing forces and helps to retain the proper structure of roofing. Besides, it offers proper roof safety against leakage, UV ray and cracking. We offer different range of decking sheets and can be customized according to the requirements.

Coil (mm)	Thickness (mm)	Mass (kg/m)	Interia (cm/m)	Positive Resistance	Negative Resistance
1220	0.8	10.22	83.85	17.8	15.23
	0.9	12.26	100.25	21.3	17.05
	1.0	13.62	111.12	28.46	18.87
	1.2	16.35	132.7	28.23	22.46





MODERN

FABRICATION INDUSTRIES PVT LTD.

IMAGINATION
AT WORK

PEB & CIVIL ENGINEERED STRUCTURES

03

Compromise No More On Safety

PUF Cool Sandwich Panel

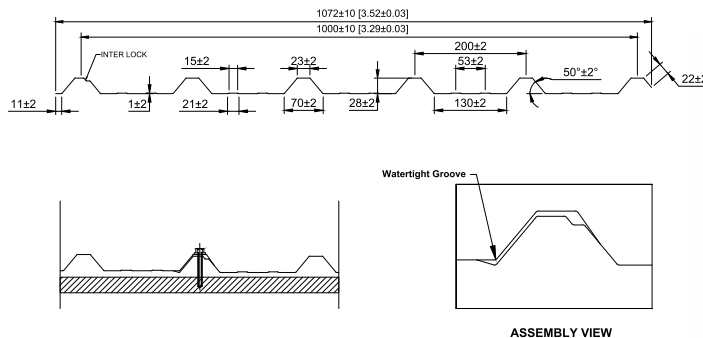
Manufactured in compliance with the set industrial norms and guidelines, PUF Cool Sandwich Panels never compromise on quality, High-quality raw materials go into their marking, giving them a commendable structure, superior strength and remarkable longevity. they are widely used for roofing and building walls in several industries




Roof Panel Properties	
PUF Density	$\geq 40\text{kg/m}^3$
Temperature Range	-60°C to $+80^\circ\text{C}$
Panel Width	1080 mm
Panel Length	As per customer requirement
Thickness Range	30 mm 40 mm 50 mm 60 mm 75 mm 100 mm 125 mm 150 mm 175 mm 200 mm 225 mm 250 mm

Wall Cladding Panel Properties	
PUF Density	$\geq 40\text{kg/m}^3$
Temperature Range	-60°C to $+80^\circ\text{C}$
Panel Width	1147 mm
Panel Length	1125 mm
Thickness Range	30 mm 40 mm 50 mm 60 mm 75 mm 100 mm 125 mm 150 mm 175 mm 200 mm 225 mm 250 mm

ROOFING SHEET



Alu Zinc (Jsw, Apollo, TATA)



MEZZANINES



A Mezzanine floor is a raised platform between the floor and ceiling of a building. They come in all shapes and sizes and aim to maximize the use of so-called vertical space. They provide additional room above and below and can be built free of existing structures.

Mezzanines are usually constructed from steel, aluminum or fiberglass and can be tailored to suit their settings. They are made up of beams, purlins, columns and decking, although handrails, pallet gates and staircases are common accessories, sometimes also added to Mezzanines.



MODERN

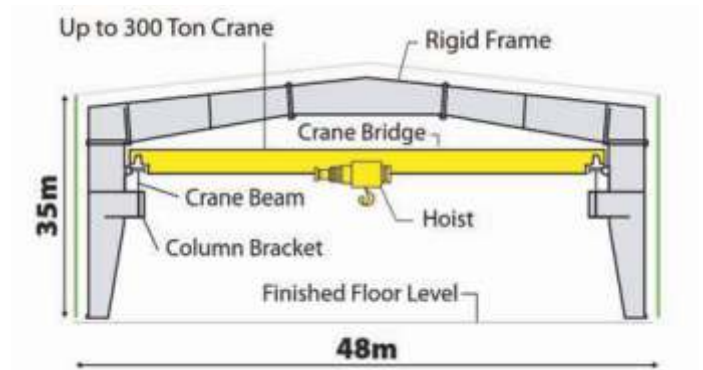
FABRICATION INDUSTRIES PVT LTD.

IMAGINATION
AT WORK

PEB & CIVIL ENGINEERED STRUCTURES

CRANE BEAMS

Crane beams are members that support the crane girders and facilitate the crane movement. These can be supplied to support the overhead cranes, underslung cranes and monorail cranes. Crane support includes brackets, beams, and bracings. The building can be designed to support any required capacity. Generally, overhead traveling cranes up to 20M ton are supported on Brackets. For higher capacity, an independent support system is provided.



04

Stay Strong Against All Odds

Hollow Strong

Sturdy, durable and corrosion resistant, Hollow Strong offers superior quality GI, GP and MS pipes in HR & CR Grades with ISI Standards. The pipe are available in varied shapes such as square, round and rectangle, and have an average 120 GSM zinc coating



Manufacturing Process



CNC Plasma Cutting Machine



CNC Punching Machine



CNC Hole Punching Machine



Automatic Continues
SA Welding Machine



Welding by pull through machine



MIG Welding for connection
Plates & Stiffners

WE BUILD & CONQUER Master of Quality Construction

PROLOGUE

- An enterprise engaged in the business of civil constructions works contracts in the state of Andhra Pradesh,
- The Company is executing works which include Roads, Bridges, Culverts, Irrigation Canals, etc.
- Besides Supplying RMC, Sand and Gravel to the major Projects.

FIRM IN RETROSPECT

- Modern Constructions virtually commenced its Business from the Year 2016 with a miniscule scale of operations and registered meetreionic progress in terms of execution different class of works and turnover the years
- Modern Constructions Management made size less efforts to develop the company in all spheres.

CORPORATE PHILOSOPHY

- Our Business Philosophy is doing business with social responsibility, as prime and cardinal cannons of Business.
- We are commanding enviable credibility in the Government circles for its timely execution and completion of works.

- We are maintaining good credential in the Business circle of Material Suppliers & Service Providers. Machinery supplies for its timely payments.
- We are recognized by the Banks / finances, as a most reliable and trust worthy business enterprise of highest Fidelity.

MODERN CONSTRUCTIONS CUSTOMER BASE

- Our strength is our customer base consists of primarily the various departments of the Government like R&B Dept.. Panchayat Raj. APIIC. NHAI. PHGSY. Irrigation. CRDA, UDA & Municipalities etc.
- We execute all intricate and engineering Marvels. Odious works.



Some of the Illustrious works executed :

- *We have executed road projects to the tune of Rs.230 Crores with in 3 years in the districts of Krishna, Guntur, Prakasam and Srikakulam.*
- *We have executed Z Axis road and all the internal roads and parking places in the Capital Region in record time as a sub contractor to L & T and Shapoorji Pallonji at a cost of Rs. 25 Crores.*
- *We have executed various lift irrigation schemes in IDC Department in Krishna and Guntur Districts to the extent of Rs. 10 Crores.*
- *We are executing works to the extent of Rs. 60 Cr at APIIC Industrial Park, Mallavalli, Krishna Dist.*
- *Presently we are executing R & B works tot he extent of Rs. 40 Crores in Krishna and Srikakulam Districts which are in progress.*



Modern Constructions have more
in store always for sustainable Growth.

SI No	Name of the Machinery/Vehicle	Qty in No's
1	Puzulona 200 TPH Three Stage Metal Crushing Unit	2
2	DM 60 Drum -Hot Mix Plant	3
3	Batch Mix 120 TPH & 160 TPH Plants	4
4	Mechanical Paver Finisher 110 TPH	3
5	Paver Finisher Hydraulic with Electronic sensor 75' Cum perr HR	2
6	80-100 Kn Static Weight Road Rollers	4
7	Vibratory Road Roller	2
8	Water Tankers 6000 Ltrs	6
9	Motor Grader (110 HP , 2.5 MTR Blade)	2
10	Tippers 5.50 Cuum	5
11	Tippers 14 Cum	15
12	Front End Loader (HM 2021)	2
13	Excavator EX-70	4
14	Excavator EX- 200	4
15	JCB Loader & Digger (0.5 Cum Bucket)	2
16	Grader 100 Cum/Hr	2
17	Concreter Power Mixer	2
18	Wet Mix Plant 110T Capacity Pug Mill Mixer Unit	2
19	Bitumen Emulsion Pressure Distributor @ 1750 sqm/Hr	1
20	Concrete Mixers Askok make with hooper	5
21	Weigh Batch Concrete Mixers (0.25 Cum)	5
22	CC Vibrators Pin 40mm , 20 mm needles	8
23	CC Vibrators Pan 0.2 Sqm Surface area	8
24	Smooth wheeled Tandem Rollers (8 to 10 T)	2
25	Vehicle Mounted Mechanical Bitumen Sprayer @ 1250 Sqm/HR	1
26	Power Road Rollers 8-10 Tons	4
27	Air Compressor 250 Cfm	3
28	Bitumen Boiler 330 Galloir Fitted with spray set	3
29	Quality Control Lab Equipment	2
30	Tractors	4
31	Trucks	4
32	Generators 125 KVA	4
33	Dozers	2
34	Vibratory Soil Compact Rollers 12 Tones	4
35	Steel Centering	3000 Sqm
36	Water Pumps	2
37	Hydraulic Self Propelled chip Spreader @1500 Sqm	1
38	Hydraulic Broomer @ 1250 sqm/hr	2
39	Water Tanker with sprinklers	6
40	Tracrtor with Grader	2
41	Tractor with Rotovator	2
42	Proclainers	2





MODERN

FABRICATION INDUSTRIES PVT LTD.

IMAGINATION
AT WORK

PEB & CIVIL ENGINEERED STRUCTURES

OFFICE ADDRESS

Marketing Office: Plot no -1-9-382/2/9
1st Floor EC Complex Industrial Area,
Kushaiguda, Hyderabad -500062,
Telangana,
Call Us: 8977007390, 8977027690
Mail Us: mktg.hyd@moderngroup.ltd

UNIT ADDRESS

UNIT-1

Address: Plot No 6/A, TIF MSME Green
Industrial Park Dandu Malkapur Village,
Choutuppal Mandal, Yadadri-Bhuvanagiri
District - 508 252, Telangana

UNIT-2

Address: Plot No 142, TIF MSME Green
Industrial Park Dandu Malkapur Village,
Choutuppal Mandal, Yadadri-Bhuvanagiri
District - 508 252, Telangana

www.moderngroup.ltd