

# FITNESSWORLD

engineering global fitness

*India's Favorite Fitness Brand*



**COMMERCIAL CATALOGUE**

[www.fitness-world.in](http://www.fitness-world.in)



FITNESS INDIA



IHFF EVENTS-2018



# Events

FITEX EVENT -2018



# ABOUT US

---

## Who We Are?

Fitness World –The adorable brainchild of a visionary – had origins in 1993 with the launch of slimming machine. Over the years, the company's range of world-class fitness equipment grew significantly. Today Fitness World is the preferred choice for fitness equipment in home, corporate, Institutional and commercial segments. Fitness World is India's Favourites Brand admired by million's of people across India.

## Presence Across India

Fitness World has a closely-knit network of over 112 dealers across India with presence even in remote areas. The dealers have been entrusted with a diverse range of over 400 fitness products.

Fitness World's customer base includes the very modest social segment, public luminaries, top-rated hotels, mega-class gyms, high-end residential and business complexes, corporate leaders and entities from the entertainment world.

Fitness World's core team comprises 150 people representing the best talent in the fitness line. We believe in selling products that meet the highest standards, yet are priced economically.

Recently, Fitness World bagged a prestigious order from the Sports Authority of India for installation of fitness equipment in stadiums at 15 locations across India.

## Alliances in the Fitness Domain

Fitness World has embarked on strategic business alliances with American giants manufacturing world-class fitness equipment. With True, Paramount, Body Solid, Water Rower, Steelflex and True Fitness added to Fitness World's inventory, the company has graduated to a broad and versatile range of low-end to highest-end products.

## Outlook Towards the Future

Fitness World has embraced technology wholeheartedly. The company extensively uses remote video-based selling techniques. Customers can view an in-depth demonstration of equipment via video from anywhere across the country.

Fitness World strives to be customer-driven – the focus will be to continuously offer services that add value and enhance exercising pleasure!

## Service

Fitness World has a dedicated national network of service facilities across India which is supported by a fully equipped workshop and a very qualified and able in-house service team of competent engineers. We also provide Comprehensive and Non-Comprehensive Annual Maintenance Contracts. Our service management is CRM enable to provide world class service to Customer.

## Accolades

Fitness World has been conferred with the "World's Greatest Brands 2016-17" award and Dr Dinesh Kapoor, Managing Director, Fitness World, has been awarded the coveted and prestigious award "World's Greatest Leaders 2016-17" by Asia One Magazine & URS Media Consulting P.L. & GCC-Process reviewers Price water house Coopers P.L." at The Meydan Hotel, Dubai Meydan Racecourse, Dubai

## Product Regulatory Certificates





***Set the style of your gym and keep members motivated with fitness world's innovative gym flooring solutions!***

**We offer Comprehensive 3D Layout service for variety of Gym Setting.**



**We Provide best cost - efficient variety of Smooth, Non-Slippery and well cushioned flooring.**








engineering global fitness

ISO 9001:2000 certified company  
INDIA'S FAVOURITE FITNESS BRAND

CARDIO MACHINES

# SF-PT20



Display



## TECHNICAL SPECIFICATIONS

- **Console:** 7-window LED Display
- **Display Feedback:** Pulse, METs, Incline, Time Elapsed, Time Remaining, Speed, Calories, Distance-KM, Distance-Mile, Pace
- **Programs:** Total Programs (22) Manual(2), Rolling Hill(2), Fat Burn(2), 5K(4), H.R.C, Training(11)
- Large Running Surface
- User Friendly Controls
- Speed -3% ~ 15% (INCLINE)
- Powerful 5HP AC Motor System
- Heavy Gauge Steel Frame
- Running Area: 22 x 60
- **Elevation:** -3% ~ 15% 454kgs / 1000Lbs Thrust Motor
- **HR:** Contact / Wireless (Polar)

# SF-PT10



Display



## TECHNICAL SPECIFICATIONS

- **Motor Power:** 10 HP Eco-AC Industrial Grade
- **Speed Range:** 0.2 to 24 Km/Hr / **Increment:** 0.1 Grade
- **Heart Rate Monitor:** Grip heart rate sensor; telemetry-enabled with chest strap
- **Display Type:** Matrix LED Display 7 Window
- **Reverse Mode:** 0.3 to 4.8 Km/Hr
- **Elevation/Incline:** 0% to 15% (16 Levels)
- **Effective Running Surface:** 22 x 62 Inch
- **PVC Antistatic Belt:** YES
- **Cushioning System:** 8 Point Elastomer Shock Absorber System
- **Total Program:** 16
- **Special Feature:** Large Running Surface, Low Step-up Height, Non-End Cap Design, One Piece Bottom Structure
- **Programs:** Total Programs (16) Manual(1), Classic (3) Rolling Hill(2), Fat Burn(2), 5K(4), H.R.C, Training(11)

## Lucca Digital



Display



- **Motor Power:** 10 HP AC Motor Industrial Grade
- **Speed Range:** 0.8 - 20 Km/Hr
- **Speed Range Increment:** 0.1 Grade
- **Display Type:** 15" TFT Screen with Wifi
- **Elevation:** 0% to 22 % ( 23 Levels), **Program:** 13
- **Decline:** -3 Levels
- **Effective Running Surface:** 23.5 x 64 Inch
- **Belt:** 3.1mm

## Lucca



Display



- **Motor Power:** 10 HP AC Motor Industrial Grade
- **Speed Range:** 1.5 to 25 Km/Hr
- **Speed Range Increment:** 0.1 Grade
- **Running Surface:** 23.5 x 64 inch
- **Display Type:** 1 Big and 5 small LED
- **Display Feedback:** Speed, Time, Distance, Pulse, Calories, Incline, Decline, Cooldown
- **Elevation:** 0% to 22 (23 Levels)



## Q-7 With TV



Display



- **Motor Power:** 10HP AC Industrial Grade
- **Speed Range:** 1-25km/Hr
- **Speed Range Increment:** 0.1 Grade
- **Elevation/Incline:** 0% to 15% (16 Levels)
- **Display Type:** 15.6" TFT touch screen provide Wifi, Media, USB input (play and charge)
- **Effective Running Surface:** 24 x 65 Inch
- **PVC Antistatic Belt:** Yes

## Q-7



- **Motor Power:** 10HP AC Industrial Grade
- **Speed Range:** 1-25km/h
- **Speed Range Increment:** 0.1 Grade
- **Display Type:** 1 Large & 6 Small informative LED Display
- **Display Feedback:** Time, Distance, Speed, Calories, Pulse
- **Elevation/Incline:** 0% to 15% (16 Levels)
- **Effective Running Surface:** 24 x 65 Inch
- **PVC Antistatic Belt:** Yes

# Tondo



Display



- **Motor Power:** 10 HP AC Motor Industrial Grade
- **Speed Range:** 1 to 25 Km/Hr/ **Incremental:** 0.1 grade
- **Effective Running Surface:** 24 x 65 inch
- **Programs:** 24 Preset + 3 User + 1 Manual
- **Display Feedback:** Speed, Time, Distance, Pulse, Calories, Program's & Incline
- **Elevation:** 0% to 20% (21 Levels)
- **Display Type:** 10"LED Screen

# T5



- **Motor Power:** 10 HP AC Motor Industrial Grade
- **Speed Range:** 1-22Km/Hr
- **Incline:** 1% to 20%
- **Display Feed Back:** Speed, Time, Distance, Pulse, Calories
- **Display:** 7 LED Monitor
- **Effective Running Surface:** 24" x 64"
- 2.0Hi-Fi speakers with MP3 and USB connector
- **Programs:** 99 programs



## Bettle



- **Speed:** 1-20 km/h
- **Running board thickness:** 25mm
- **Incline:** 0%-15%
- **N.W:** 225 Kg
- **Max load weight:** 200kg
- **Running area:** 1550mmx590mm
- **Running belt thickness:** 3mm
- **Maintenance Free:** free Lubrication
- **Power:** 3.0-7.0 (2.2kw)
- **Voltage:** AC220v+\_-10% (50hz or 60hz)

## Nexus



Display



- **Motor Power:** 10HP AC Industrial Grade
- **Speed Range:** 1-25km/h / **Increment:** 0.1 Grade
- **Preset Programs:** 24 User Programs: 3 & 1 Manual
- **Display Type:** 1 Large & 6 Small informative LED Display
- **Display Feedback:** Time, Distance, Speed, Calories, Pulse
- **Elevation/Incline:** 0% to 15% (16 Levels)
- **Effective Running Surface:** 24 x 65 Inch
- **PVC Antistatic Belt:** Yes

## Jerry TV



Display



- **Motor Power:** 8.0 HP AC Industrial Grade
- **Speed Range:** 1 to 22 Km/Hr
- **Display Type:** 15.6" TFT touch screen provide Wifi, Media, USB input (play and charge)
- **Elevation:** 0% to 15%
- **Effective Running Surface:** 23 x 62 Inch
- **Cushioning System:** Yes
- **Programs:** 36 pre-set programs +3 user's

## Jerry



- **Motor Power:** 8.0 HP AC Industrial Grade
- **Speed Range:** 1 to 22 Km/Hr
- **Display Type:** White 7" LED window, dot matrix Screen Provide 36 Pre-set Programs + 3 User's Programs + 1 Manual
- **Elevation:** 0% to 15%
- **Effective Running Surface:** 23 x 62 Inch
- **Cushioning System:** Yes



## Renzo



- **Motor Power:** 6 HP AC Motor Industrial Grade
- **Speed Range:** 1-20 km/h
- **Display Type:** 1 Large LED Screen and 6 small Screen
- **Display Feedback:** Speed, Time, Distance, Pulse and Calories
- **Elevation:** 0% to 15%
- **Effective Running Surface:** 20 x 60 Inch
- **PVC Antistatic Belt:** Yes
- **Spring Flex Technology:** Yes

## Juno



- **Motor Power:** 5.0 HP AC Drive (Industrial Grade)
- **Speed Range:** 01 to 20 Km/Hr
- **Incline Range:** 0% to 15% (16 Level's)
- **Running Belt Area:** 20"x 60" ( 50cm x 152cm)
- **PVC Antistatic Belt:** YES
- **Spring Flex Technology:** YES
- **6-Point Shock Absorber System:** YES

## 6C Climber



- **Drive System:** 2 Stage Drive with Poly V-Belt
- **Stride Length:** 28 Inch
- **Power Type:** Self Power Generator (Dynamo)
- **Resistance Level:** 16 Levels
- **Resistance Range:** 30-300 Watts/60 RPM Depending upon user effort
- **Resistance Control:** Electro Magnetic
- **Display:** Includes Level control, watt control, Time, Distance, RPM, Speed, Levels, Calories, Pulse

## 6E Elliptical



Display



- **Drive System:** 2 Stage Drive with Poly V-Belt, Rare Wheel Drive
- **Stride Length:** 25 Inch
- **Power Type:** Self Power Generator (Dynamo)
- **Resistance Level:** 16 Levels
- **Resistance Control:** Electromagnetic
- **Display:** Includes Level Control, Watt Control, Time, Distance, RPM, Speed, Levels, Calories, Pulse



## Greta



- **Pre-set programs:** manual, interval, weight loss, target heart rate, fit test, random, warm up and warm down, etc total 12 programs
- **Size for screen and console:** 13 x 17 Inch LED with dot Matrix 10.1" TFT touch screen, up-charge of usd79
- **Power Incline:** 10 Levels
- **Resistance:** 20 Levels
- **Power supply:** AC plug
- **Stride Length:** 19 x 8 inch

## Heidi



Display



- **Drive System:** 2 Stage Drive with Poly V-Belt
- **Stride Length:** 23"
- **Power Type:** Self Generated Power System
- **Resistance Level:** 16 Levels
- **Display:** Includes Level Control, Watt Control, Time, Distance, RPM, Speed, B.M.I, B.M.R, Levels, Calories, Pulse

## Sophie



- **Resistance:** 20 Levels
- **Power supply:** EMS
- **Stride length:** 20 x 8 Inch
- **Display:** 5" LED with dot Matrix
- **Crank arm:** 3 pcs
- **Water bottle cage:** with
- **Moving:** Two Wheels for each side
- **Readout:** Time, Speed, Distance, Pulse, Watt & Calories

## Jovan



Display



- **Pre-set programs:** manual, interval, weight loss, target heart rate, fit test, random, warm up and warm down, etc total 12 programs
- **Resistance:** 32 Levels
- **Size for screen and console:** Size- 340\*440mm & LED with dot matrix
- **Stride Length:** 20



# Toren



Display



- **Drive System:** New Silent Magnetic Resistance Technology
- **Power Type:** Electromagnetic System (Eddy Current)
- **Resistance Level:** 16 Levels
- **Resistance Control:** Electromagnetic
- **Readout:** Time, Speed, Distance, Pulse, Watt & Calories
- **Stride Length:** 21"
- **Adjustable foot plates at 3 Levels:** Yes

# E-5 Elliptical



- **Drive System:** New Silent Magnetic Resistance Technology
- **Fly Wheel:** 8KG
- **Resistance Level:** 16
- **1 Manual**
- **12 Preset Programmes**
- **Display Feedback:** Speed, Time, Distance, Calories, Pulse, RPM, Resistance

## 6R Recumbent Bike



Display



- **Resistance:** 16 Levels
- **Power Type:** Self Power Generator (Dynamo)
- **Resistance Range:** 30 - 300 watt
- **Display:** Includes Level control, Watt Control, Time, Distance, RPM, Speed, Levels, Calories, Pulse
- **Drive System:** 2 Stage Drive With Poly V - Belt
- **Resistance Control:** Electromagnetic

## Cindy



- **Pre-set programs:** manual, interval, weight loss, target heart rate, fit test, random, warm up and warm down, etc total 12 programs Size for screen and console
- **Size:** 13 x 17 Inch / **User weight:** 150 Kg
- **LED** with dot matrix 10.1" TFT touch screen
- **Power Supply:** Self Generator
- **Resistance:** 20 Levels

## Selina



Display



- **Drive System:** New Silent Magnetic Resistance Technology
- **Power Type:** Electromagnetic System
- **Resistance Levels:** 16 Levels
- **Resistance Control:** Electromagnetic
- **Display Type:** 1 Big Back Light Colour LCD Display

## 6U Upright Bike



- **Drive System:** 2 Stage Drive with Poly V-Belt
- **Power Type:** Self Power Generator (Dynamo)
- **Resistance Range:** 04-300 Watts/ 60 RPM Depending Upon User Effort
- **Resistance Level:** 16 Levels
- **Resistance Control:** Electromagnetic
- **Display:** Includes Level Control, Watt Control, Time, Distance, RPM, Speed, Levels, Calories, Pulse



## Daisy



- **Pre-set Programs:** manual, Interval, weight loss, target heart rate, fit test, random, warm up and warm down, etc total 12 programs
- **Size for screen and console:** 13 x 17 Inch LED with dot matrix 10.1" TFT touch screen
- **Display:** Time, Distance, Calories, Speed, Level, Watts, Power, Profile, Fan & MP3
- **Resistance:** 20 Levels
- **Power supply:** Self-Generator

## Hailey



- **Drive System:** New Silent Magnetic Resistance Technology
- **Power Type:** Electromagnetic System
- **Resistance Level:** 16 Levels
- **Resistance Control:** Electromagnetic
- **Readout:** Speed, Time, Distance, Pulse, Calories and Watt

## Hazel



Display



- **Pre-set programs:** manual, interval, weight loss, target heart rate, fit test, random, warm up and warm down, etc total 12 programs
- **Resistance:** 20 Levels
- **Power incline:** Yes, 10 levels, distance: 75mm
- **Display:** Distance, Calories, Speed, Level, Watts, Power, Profile, Fan & MP3. LED with Dot Matrix Screen Console Type.

## Dalia



Display



- **User weight:** 150Kg
- **Pulse:** Yes
- **Resistance:** Stepless
- **Flywheel:** Aluminium Alloy, 5.5kg
- **Transmission:** belt
- **Crank arm:** Square cone crank

## Spiner XXX



- **Drive System:** Manual
- **Resistance Type:** Adjustable Wheel Clamp
- **Handle Bar:** Horizontally & Vertically Adjustable
- **Crank:** 2 Piece, Heavy Duty
- **Fly Wheel:** 25 Kg Heavy Duty Flywheel for Smooth Motion & Realistic Pedalling
- **Transmission Mode:** Super Silent Operation & Minimum Maintenance due to Poly V-Belt

## BMX Pro



- **Drive System:** Manual
- **Resistance Type:** Adjustable Wheel Clamp
- **Seat:** Designed for Maximum Comfort with Horizontal & Vertical Adjustments
- **Handle Bar:** Vertically Adjustable
- **Flywheel:** 23 KG Heavy Duty Flywheel for Smooth Motion & Realistic Pedalling
- **Transmission Mode:** Super Silent Operation & Minimal Maintenance due to Poly V-Belt



# Spiner X1



- **Display:** This model of spinning bike with LED light, while exercise, the LED light will lighted.
- **Wheel weight:** 20Kg
- **Transmission System:** Belt drive
- Adjustable resistance with a press down brake system
- **Machine Size:** 49L x 23W x 51H Inch
- **Packing Size:** 42L x 10W x 30H Inch
- **Max User weight:** 150Kg





ISO 9001:2000 certified company  
INDIA'S FAVOURITE FITNESS BRAND

BUGATI-SERIES  
K-TWO-SERIES  
FW-SERIES  
EVO-SERIES  
K- LOAD-SERIES

# Chest Press

BUGATI-501



- **Size:** (L)1100\*(W)1500\*(H)1950 mm
- **N. W:** 265kgs
- **Weight stack:** 80KG
- Different position handles, suitable for a variety of training.
- The converging arc of movement provides a feeling similar to training with dumbbells.
- **Tube:** 60\*120mm oval combined with 60mm round tube, high-class design.

# Pec Fly

BUGATI-502



- **Size:** (L)1450\*(W)1110\*(H)1600mm
- **N. W.:** 235kgs
- **Weight stack:** 80KG
- The gradually slowing action mode can energize most of the pectorals major muscle, while minimizing the involvement of the anterior deltoid.
- **Tube:** 60\*120mm oval combined with 60mm round tube, high-class design.



# Pec Fly & Rear Delt

BUGATI-503



- **Size:** (L)1300\*(W)2050\*(H)2100mm
- **N. W.:** 275kgs
- **Weight stack:** 80KG
- Energize different pectorals major muscle group by forward and backward bidirectional motions, and transfer the power to the specific muscle directly.
- **Tube:** 60\*120mm oval combined with 60mm round tube, high-class design.

# Shoulder Press

BUGATI-504



- **Size:** (L)1500\*(W)1550\*(H)1600mm
- **N. W.:** 275kgs
- **Weight stack:** 80KG
- The seat is slightly tilted to minimize joint strikes.
- The balance power on the left and right handrails reduces the resistance.
- **Tube:** 60\*120mm oval combined with 60mm round tube, high-class design.

# Lateral Raise

BUGATI-505



- **Size:** (L)1300\*(W)1500\*(H)1600mm
- **N.W.:** 263kgs
- **Weight stack:** 80KG
- The isolated motion arms can make the strength training more balanced.
- Comfortable foam pads help minimize the direct pressure on shoulder.
- **Tube:** 60\*120mm oval combined with 60mm round tube, high-class design.

# Row

BUGATI-506



- **Size:** (L)1200\*(W)1400\*(H)1950mm
- **N. W.:** 275kgs
- **Weight stack:** 80KG
- The isolated motion arm can make the strength training more balanced.
- Left and right handles make elbow self-support convenient for user to train a single arm.
- **Tube:** 60\*120mm oval combined with 60mm round tube, high-class design.

# Biceps Curl

BUGATI-509



- **Size:** (L)1000\*(W)1500\*(H)1600mm
- **N. W.:** 245kgs
- **Weight stack:** 80KG
- Automatically rotating handles accommodate different lengths of forearms.
- **Tube:** 60\*120mm oval combined with 60mm round tube, high-class design.

# Triceps

BUGATI-510



- **Size:** (L)1450\*(W)1400\*(H)1600mm
- **N. W.:** 305kgs
- **Weight stack:** 80KG
- Isolated handrails can train both arms at the same time or train alternately, making the strength training more balanced.
- **Tube:** 60\*120mm oval combined with 60mm round tube, high-class design.



# Assist Dip & Chin

BUGATI-511



- **Tube:** 60\*120mm oval combined with 60mm round tube, high-class design.
- This machine is available to be used with or without weight stacks, which is suitable for all levels of users.
- **Size:** (L)1400\*(W)1500\*(H)2300mm
- **N. W.:** 265kgs
- **Weight stack:** 80KG

# Abdominal

BUGATI-512



- **Size:** (L)1200\*(W)1380\*(H)1600mm
- **N. W.:** 225kgs
- With innovative elbow pads, users no longer need to adjust the seat.
- **Weight stack:** 80KG
- The seat user can use the buttons to easily adjust the range of motion (ROM) to suit their personal preference or physical condition.
- **Tube:** 60\*120mm oval combined with 60mm round tube, high-class design.

# Rotary Torso

BUGATI-513



- **Size:** (L)1100\*(W)1300\*(H)1600mm
- **N.W.:** 225kgs
- **Weight stack:** 80KG
- Cushion and knee pad coordinate with each other, to maintain pelvic stable.
- **Tube:** 60\*120mm oval combined with 60mm round tube, high-class design.

# Lat Pull Down

BUGATI-514



- **Size:** (L)1350\*(W)1380\*(H)1900mm
- **N.W.:** 285kgs
- **Weight stack:** 100KG
- Two isolated operating handles can make the strength training more balanced.
- **Tube:** 60\*120mm oval combined with 60mm round tube, high-class design.
-

## Low Row

BUGATI-515



- **Size:** (L)1450\*(W)1200\*(H)1700mm
- **N.W.:** 195kgs
- **Weight stack:** 110KG
- **Tube:** 60\*120mm oval combined with 60mm round tube, high-class design.

## Seated Pull Down

BUGATI-516



- **Size:** (L)1350\*(W)1380\*(H)1900mm
- **N.W.:** 285kgs
- **Weight stack:** 80KG
- Two isolated operating handles can make the strength training more balanced.
- **Tube:** 60\*120mm oval combined with 60mm round tube, high-class design.

# Seated Leg Curl

BUGATI-517



- **Size:** (L)1350\*(W)1300\*(H)1600mm
- **N.W.:** 275kgs
- **Weight stack:** 80KG
- The legs shaft is fixed so that adjustments as the traditional sitting leg curl and extension is not needed and the possibility of excessive stretching the knee is minimized.
- **Tube:** 60\*120mm oval combined with 60mm round tube, high-class design.

# Prone Leg Curl

BUGATI-518



- **Size:** (L)1700\*(W)1180\*(H)1600mm
- **N.W.:** 235kgs
- **Weight stack:** 80KG
- Button release adjustment function can adjust the starting angle which makes users in and out of the machine easy.
- **Tube:** 60\*120mm oval combined with 60mm round tube, high-class design.



# Leg Extension

BUGATI-519



- **Size:** (L)1150\*(W)1300\*(H)1600mm
- **N.W.:** 255kgs
- **Weight stack:** 80KG
- Adjustable seats can adapt to different users' height.
- User can adjust the training pattern when sitting.
- **Tube:** 60\*120mm oval combined with 60mm round tube, high-class design.

# Leg Press

BUGATI-520



- **Size:** (L)2080\*(W)1470\*(H)1700mm
- **N. W.:** 350kgs
- **Weight stack:** 80KG
- Adjustable seat, can adapt to different users' height.
- Large feet pad can meet a variety of training needs.
- **Tube:** 60\*120mm oval combined with 60mm round tube, high-class design.

# Multi Hip

BUGATI-521



- **Size:** (L)1200\*(W)1028\*(H)1630mm
- **N.W.:** 214kgs
- **Weight stack:** 80KG
- Smooth angle helps users quickly adapt to the equipment.
- Hip lifting pillar can adjust to the height of the user and make hip stretch training.
- **Tube:** 60\*120mm oval combined with 60mm round tube, high-class design.

# Glute

BUGATI-522



- **Size:** (L)2800\*(W)1200\*(H)1700mm
- **N.W.:** 235kgs
- **Weight stack:** 80KG
- **Tube:** 60\*120mm oval combined with 60mm round tube, high-class design.
- Handles, elbows pads and adjustable chest pads together support the upper body stability and make thigh stretch training comfortable.

# Calf Press

BUGATI-523



- **Size:** (L)1600\*(W)1400\*(H)1600mm
- **N.W.:** 245kgs
- **Weight stack:** 80KG
- The feet pedal rotate along with the natural movement of ankle effectively train calf muscles.
- **Tube:** 60\*120mm oval combined with 60mm round tube, high-class design.

# Add & Abd Station

BUGATI-524



- **Size:** (L)1300\*(W)1450\*(H)1600mm
- **N.W.:** 242kgs
- **Weight stack:** 80KG
- The front-loading weight stacks ensure easy handling and no interference during training.
- **Tube:** 60\*120mm oval combined with 60mm round tube, high-class design.



# Chest Press

K-TWO 401



- **Size:** (L)1470\*(W)1210\*(H)1630 mm
- **Weight Stack:** 110Kg
- **N. W.:** 223kgs
- **Tube:** 60\*120mm oval combined with 60mm round tube, high-class design.

# Pec Fly

K-TWO 402



- **Dimension:** (L)1640\*(W)1220\*(H)1630mm
- **Weight Stack:** 100Kg
- **Machine Weight:** 223kgs
- **Tube:** 60\*120mm oval combined with 60mm round tube, high-class design.

# Pec Fly & Rear Delt

K-TWO 403



- **Dimension:** (L)1720\*(W)960\*(H)2000mm
- **Weight Stack:** 90Kg
- **Machine Weight:** 202kgs
- **Tube:** 60\*120mm oval combined with 60mm round tube, high-class design.

# Shoulder Press

K-TWO 404



- **Dimension:** (L)1480\*(W)1350\*(H)1630mm
- **Weight Stack:** 90Kg
- **Machine Weight:** 227kgs
- **Tube:** 60\*120mm oval combined with 60mm round tube, high-class design.

# Lateral Raise

K-TWO 405



- **Dimension:** (L)1340\*(W)1550\*(H)1640mm
- **Weight Stack:** 80Kg
- **Machine Weight:** 220kgs
- **Tube:** 60\*120mm oval combined with 60mm round tube, high-class design.

# Row

K-TWO 406



- **Dimension:** (L)1570\*(W)1090\*(H)1640mm
- **Weight Stack:** 80Kg
- **Machine Weight:** 205kgs
- **Tube:** 60\*120mm oval combined with 60mm round tube, high-class design.

# Biceps Curl

K-TWO 407



- **Dimension:** (L)1110\*(W)1200\*(H)1630mm
- **Weight Stack:** 80Kg
- **Machine Weight:** 181 kgs
- **Tube:** 60\*120mm oval combined with 60mm round tube, high-class design.

# Triceps

K-TWO 408



- **Dimension:** (L)1530\*(W)1270\*(H)1630mm
- **Machine Weight:** 220kgs
- **Weight Stack:** 80Kg
- **Tube:** 60\*120mm oval combined with 60mm round tube, high-class design.



# Assist Dip & Chin

K-TWO 409



- **Dimension:** (L)1320\*(W)1690\*(H)2290mm
- **Weight Stack:** 80Kg
- **Machine Weight:** 252kg
- **Tube:** 60\*120mm oval combined with 60mm round tube, high-class design.

# Abdominal

K-TWO 410



- **Dimension:** (L)1040\*(W)1090\*(H)1630mm
- **Weight Stack:** 80Kg
- **Machine Weight:** 180kgs
- **Tube:** 60\*120mm oval combined with 60mm round tube, high-class design.

# Back Extension

K-TWO 411



- **Dimension:** (L)1160\*(W)1260\*(H)1640mm
- **Machine Weight:** 190kgs
- **Weight Stack:** 80Kg
- **Tube:** 60\*120mm oval combined with 60mm round tube, high-class design.

# Rotary Torso

K-TWO 412



- **Dimension:** (L)1130\*(W)1250\*(H)1640mm
- **Machine Weight:** 185kgs
- **Weight Stack:** 80Kg
- **Tube:** 60\*120mm oval combined with 60mm round tube, high-class design.

# Lat Pull Down

K-TWO 413



- **Dimension:** (L)1630\*(W)1480\*(H)1930mm
- **Machine Weight:** 235kgs
- **Weight Stack:** 80Kg
- **Tube:** 60\*120mm oval combined with 60mm round tube, high-class design.

# Low Row

K-TWO 414



- **Dimension:** (L)1600\*(W)1070\*(H)1640mm
- **Weight Stack:** 110Kg
- **Machine Weight:** 180kgs
- **Tube:** 60\*120mm oval combined with 60mm round tube, high-class design.

# Seated Leg Curl

K-TWO 415



- **Dimension:** (L)1672\*(W)1415\*(H)1640mm
- **Weight Stack:** 80Kg
- **Machine Weight:** 210kgs
- **Tube:** 60\*120mm oval combined with 60mm round tube, high-class design.

# Prone Leg Curl

K-TWO 416



- **Dimension:** (L)1740\*(W)1320\*(H)1640mm
- **Weight Stack:** 80Kg
- **Machine Weight:** 200kgs
- **Tube:** 60\*120mm oval combined with 60mm round tube, high-class design.



# Leg Extension

K-TWO 417



- **Dimension:** (L)1446\*(W)1408\*(H)1640mm
- **Weight Stack:** 80Kg
- **Machine Weight:** 200kgs
- **Tube:** 60\*120mm oval combined with 60mm round tube, high-class design.

# Leg Press


K-TWO 418



- **Dimension:** (L)2260\*(W)1300\*(H)1630mm
- **Weight Stack:** 130Kg
- **Machine Weight:** 274kgs
- **Tube:** 60\*120mm oval combined with 60mm round tube, high-class design.

## Multi Hip

K-TWO 419



- **Dimension:** (L)1325\*(W)1235\*(H)1640mm
- **Machine Weight:** 230kgs
- **Weight Stack:** 80Kg
- **Tube:** 60\*120mm oval combined with 60mm round tube, high-class design.

## Glute

K-TWO 420



- **Dimension:** (L)2110\*(W)1155\*(H)1640mm
- **Machine Weight:** 235kgs
- **Weight Stack:** 80Kg
- **Tube:** 60\*120mm oval combined with 60mm round tube, high-class design.

# Calf Press

K-TWO 421



- **Dimension:** (L)1650\*(W)1070\*(H)1640mm
- **Machine Weight:** 235kgs
- **Weight Stack:** 80Kg
- **Tube:** 60\*120mm oval combined with 60mm round tube, high-class design.

# Hip Adductor

K-TWO 422



- **Dimension:** (L)1010\*(W)1750\*(H)1640mm
- **Machine Weight:** 215kgs
- **Weight Stack:** 80Kg
- **Tube:** 60\*120mm oval combined with 60mm round tube, high-class design.

# Hip Abductor

K-TWO 423



- **Dimension:** (L)1270\*(W)1380\*(H)1640mm
- **Machine Weight:** 215kgs
- **Weight Stack:** 80Kg
- **Tube:** 60\*120mm oval combined with 60mm round tube, high-class design.

# Add & Abd Station

K-TWO 424



- **Dimension:** (L)1420\*(W)1380\*(H)1640mm
- **Weight Stack:** 80Kg
- **Machine Weight:** 235kgs
- **Tube:** 60\*120mm oval combined with 60mm round tube, high-class design.



# Chest Press

FW7601



- **Product Weight:** 216Kg
- **Weight Stack:** 92Kg
- **Size (LxWxH):** 1610 × 1440 × 1420 (mm)
- **Cable:** Imported oiled steel wire, can bear above 1500Kg.
- **Painting:** Electrostatic powder coating double layer of high quality flash silver powder.
- **Adjustment:** Adjust by gas spring, ensure the best exercise demand.
- **Bearing:** Turning parts use DGBB.

# Military Press

FW7602



- **Product Weight:** 257Kg
- **Weight Stack:** 92Kg
- **Size (LxWxH):** 2020 × 1510 × 1420 (mm)
- **Cable:** Imported oiled steel wire, can bear above 1500Kg.
- **Painting:** Electrostatic powder coating double layer of high quality flash silver powder.
- **Adjustment:** Adjust by gas spring, ensure the best exercise demand.

# Triceps Press

FW7606



- **Product Weight:** 237Kg
- **Weight Stack:** 92Kg
- **Size (LxWxH):** 1760 × 1270 × 1420 (mm)
- **Cable:** Imported oiled steel wire, can bear above 1500Kg.
- **Painting:** Electrostatic powder coating double layer of high quality flash silver powder.
- **Adjustment:** Adjust by gas spring, ensure the best exercise demand.

# Compound Rows

FW7607



- **Product Weight:** 216Kg
- **Weight Stack:** 92Kg
- **Size (LxWxH):** 1600 × 1100 × 1420 (mm)
- **Cable:** Imported oiled steel wire, can bear above 1500Kg.
- **Painting:** Electrostatic powder coating double layer of high quality flash silver powder.
- **Guide rod:** No.45 steel, handled by high frequency, high hardness, high precision can ensure the lubricity of the guide rod and ensure the user's safety.

# Thigh Extension

FW7610



- **Product Weight:** 192Kg
- **Weight Stack:** 72Kg
- **Size (LxWxH):** 1270 × 1250 × 1420 (mm)
- **Cable:** Imported oiled steel wire, can bear above 1500Kg.
- **Painting:** Electrostatic powder coating double layer of high quality flash silver powder.
- **Painting:** Electrostatic powder coating double layer of high quality flash silver powder.

# Seated Leg Press

FW7611



- **Product Weight:** 289Kg
- **Weight Stack:** 92Kg
- **Size (LxWxH):** 1830 × 1170 × 1580 (mm)
- **Cable:** Imported oiled steel wire, can bear above 1500Kg.
- **Painting:** Electrostatic powder coating double layer of high quality flash silver powder.
- **Adjustment:** Adjust by gas spring, ensure the best exercise demand.
- **Bearing:** Turning parts use DGBB.

# Seated Back Extension

FW7612



- **Product Weight:** 221Kg
- **Weight Stack:** 92Kg
- **Size (LxWxH):** 1180 × 1330 × 1420 (mm)
- **Cable:** Imported oiled steel wire, can bear above 1500Kg.
- **Adjustment:** Adjust by gas spring, ensure the best exercise demand.
- **Bearing:** Turning parts use DGBB.

# AB Crunch

FW7613



- **Net Weight:** 201
- **Weight stack:** 92 (kg)
- **Specs:** 1560 × 1180 × 1600 (mm)



# Seated Twist

FW7614



- **Product Weight:** 196Kg
- **Weight Stack:** 92Kg
- **Size (LxWxH):** 990 × 1280 × 1420 (mm)
- **Cable:** Imported oiled steel wire, can bear above 1500Kg.
- **Painting:** Electrostatic powder coating double layer of high quality flash silver powder.
- **Adjustment:** Adjust by gas spring, ensure the best exercise demand.
- **Bearing:** Turning parts use DGBB.

# Lat Pulldown/Seated Row

FW7615



- **Product Weight:** 248Kg
- **Weight Stack:** 92Kg
- **Size (LxWxH):** 1990 × 1230 × 2270 (mm)
- **Cable:** Imported oiled steel wire, can bear above 1500Kg.
- **Painting:** Electrostatic powder coating double layer of high quality flash silver powder.
- **Adjustment:** Adjust by gas spring, ensure the best exercise demand.
- **Bearing:** Turning parts use DGBB.

## Pec Fly/Rear Delt

FW7616



- **Product Weight:** 215Kg
- **Weight Stack:** 92Kg
- **Size (LxWxH):** 1410×1380×1930 (mm)
- **Cable:** Imported oiled steel wire, can bear above 1500Kg.
- **Painting:** Electrostatic powder coating double layer of high quality flash silver powder.
- **Adjustment:** Adjust by gas spring, ensure the best exercise demand.

## Lateral Raise

FW7617



- **Product Weight:** 216Kg
- **Weight Stack:** 92Kg
- **Size (LxWxH):** 1120×1320×1420 (mm)
- **Cable:** Imported oiled steel wire, can bear above 1500Kg.
- **Painting:** Electrostatic powder coating double layer of high quality flash silver powder.
- **Adjustment:** Adjust by gas spring, ensure the best exercise demand.
- **Bearing:** Turning parts use DGBB.

# Hip Exercise Machine

FW7618



- **Product Weight:** 205Kg
- **Weight Stack:** 92Kg
- **Size (LxWxH):** 1660 × 1140 × 1420 (mm)
- **Cable:** Imported oiled steel wire, can bear above 1500Kg.
- **Painting:** Electrostatic powder coating double layer of high quality flash silver powder.
- **Frame:** The equipment use high quality steel tube, The door frame is D shape tube, the mainframe is 120 x 50 flat elliptical tube, all the tube is 3mm thickness.

# Assisted Chin-Up Machine

FW7620



- **Product Weight:** 280Kg
- **Weight Stack:** 92Kg
- **Size (LxWxH):** 1820 x 1080 x 2230 (mm)
- **Cable:** Imported oiled steel wire, can bear above 1500Kg.
- **Painting:** Electrostatic powder coating double layer of high quality flash silver powder.
- **Guide Rod:** No.45 steel, handled by high frequency, high hardness, high precision can ensure the lubricity of the guide rod and ensure the user's safety.

# Ab Back Machine

FW7621



- **Product Weight:** 225Kg
- **Weight Stack:** 92Kg
- **Size (LxWxH):** 1180 x 1330 x 1420 (mm)
- **Cable:** Imported soiled steel wire, can bear above 1500Kg.
- **Painting:** Electrostatic powder coating double layer of high quality flash silver powder.
- **Guide Rod:** No.45 steel, handled by high frequency, high hardness, high precision can ensure the lubricity of the guide rod and ensure the user's safety.

# Multi Press Machine

FW7622



- **Product Weight:** 217Kg
- **Weight Stack:** 92Kg
- **Size (LxWxH):** 1420 x 1920 x 1480 (mm)
- **Cable:** Imported oiled steel wire, can bear above 1500Kg.
- **Painting:** Electrostatic powder coating double layer of high quality flash silver powder.
- **Guide Rod:** No.45 steel, handled by high frequency, high hardness, high precision can ensure the lubricity of the guide rod and ensure the user's safety.



# Leg Extension Curl

FW7623



- **Product Weight:** 240Kg
- **Weight Stack:** 92Kg
- **Size (LxWxH):** 1420 x 1600 x 1280 (mm)
- **Cable:** Imported oiled steel wire, can bear above 1500Kg.
- **Painting:** Electrostatic powder coating double layer of high quality flash silver powder.
- **Guide Rod:** No.45 steel, handled by high frequency, high hardness, high precision can ensure the lubricity of the guide rod and ensure the user's safety.

# Biceps Triceps Machine

FW7624



- **Product Weight:** 202Kg
- **Weight Stack:** 72Kg
- **Size (LxWxH):** 1420 x 1245 x 1540 (mm)
- **Cable:** Imported oiled steel wire, can bear above 1500Kg.
- **Painting:** Electrostatic powder coating double layer of high quality flash silver powder.
- **Guide Rod:** No.45 steel, handled by high frequency, high hardness, high precision can ensure the lubricity of the guide rod and ensure the user's safety.

# Chest Press

EVO-001



- **Dimension:** (L)1430\*(W)1110\*(H)1750mm
- **N.W:** 213KG
- **Weight stack:** Standard: 80KG Max: 120KG
- Linked movement arms result in more balanced strength improvement.
- Double arm linkage, ensure balanced strength training. The seat can be adjusted to the user's desired range of motion when used.

# Pec Fly

EVO-002



- **Dimension:** (L)1600\*(W)1220\*(H)1750mm
- **N.W.:** 213KG
- **Weight stack:** Standard: 80KG / Max: 120KG
- The gradually slowing action mode can energize most of the pectorals major muscle, while minimizing the involvement of the anterior deltoid.
- The seat can be adjusted to the user's desired range of motion when used.

# Pec Fly Rear Delt

EVO-003



- **Dimension:** (L)1680\*(W)960\*(H)2000mm
- **N.W.:** 192KG
- **Weight stack:** Standard: 80KG / Max: 120KG
- Two motion arms have limits and adjustable knobs which can be adjusted to different positions for arm muscle group.
- The seat can be adjusted to the user's desired range of motion when used.

# Shoulder Press

EVO-004



- **Dimension:** (L)1440\*(W)1350\*(H)1750mm
- **N.W.:** 217KG
- **Weight stack:** Standard: 80KG / Max: 120KG
- Make the seat tilted slightly to minimize joint strikes.
- The linked motion arms make the strength training more balanced.
- The balance power on the left and right handles reduces the starting resistance.
- The seat can be adjusted to the user's desired range of motion when used.

# Triceps Curl

EVO-005



- **Dimension:** (L)1420\*(W)1240\*(H)1750mm
- **N.W.:** 210KG
- **Weight stack:** Standard: 80KG/ Max: 120KG
- Knee pad increases the stability when the weight plate is in heavy load.
- linkage handrails can train both arms at the same time or train alternately, making the strength training more balanced.
- The seat can be adjusted to the user's desired range of motion when.

# Assit Dip Chin

EVO-006



- **Dimension:** (L)1220\*(W)1670\*(H)2290mm
- **N.W.:** 242KG
- **Weight stack:** Standard: 80KG / Max: 120KG
- Double level foot pedal and up/down stair design is more secure.
- The multi-angle handles for the pull-ups and the special-shape low handles provide a variety of options for users, which can be adapted to kinds of training and different muscle groups.



# Abdominal

EVO-007



- **Dimension:** (L)1270\*(W)1300\*(H)1750mm
- **N.W.:** 171KG
- **Weight stack:** Standard: 80KG/ Max: 120KG
- Foot pedals can be adjusted to desired range of motion when used.
- The range of motion (ROM) can be adjusted easily to suit user's personal preference or physical condition.
- Shoulder pad and handles help the user to keep stability when exercising.

# Torso Rotation

EVO-008



- **Dimension:** (L)1350\*(W)1070\*(H)1750mm
- **N.W.:** 201KG
- **Weight stack:** Standard: 80KG/Max: 120KG
- User can adjust the starting position and weight stacks when sitting.
- Mark the starting angle so that each side is consistent, each training can proceed in exactly the same way.
- Mark the starting angle so that each side is consistent, each training can proceed in exactly the same way.

# Lat Pull Down

EVO-009



- **Dimension:** (L)1250\*(W)1470\*(H)2240mm
- **N.W.:** 170KG
- **Weight stack:** Standard: 80KG / Max: 120KG
- The seat can be adjusted to the user's desired range of motion when used.
- Customized lower handles ensure the grips are much securer, help to align the hands correctly and adjust the height according to user's height.
- Knees pad increases the stability when the weight stacks are in heavy load.

# Low Row


EVO-010



- **Dimension:** (L)1860\*(W)1200\*(H)1750mm
- **N.W.:** 174KG
- **Weight stack:** Standard: 80KG / Max: 120KG
- The integrated handle can increase the balance of arms strength.
- Fixed low row can make the beginner's training conveniently, keep the back straight to do rowing posture motion and provide a wider range of low row muscle motion.

# Seated Leg Curl

EVO-011



- **Dimension:** (L)1540\*(W)1250\*(H)1750mm
- **N.W.:** 200KG
- **Weight stack:** Standard: 80KG/ Max: 120KG
- Seat and cushions can be adjusted together, keep user's hamstring muscles contracted as much as possible.
- The legs shaft is fixed so that adjustments as the traditional sitting leg curl and extension is not needed. and the possibility of excessive stretching the knee is minimized.

# Leg Curl

EVO-012



- **Dimension:** (L)1660\*(W)1230\*(H)1750mm
- **N.W.:** 191KG
- **Weight stack:** Standard: 80KG/Max: 120KG
- The legs shaft is fixed so that adjustments as the traditional.
- The use of horizontal training makes the body fully supported by the thigh, abdomen, chest and elbow focus on the curl and extension training of the hind legs, which fully contract the hamstring muscle.

# Leg Extension

EVO-013



- **Dimension:** (L)1280\*(W)1260\*(H)1750mm
- **N.W.:** 195KG
- **Weight stack:** Standard: 80KG / Max: 120KG
- Adjustable seats, can adapt to different users' height.
- User can adjust the training pattern when sitting.
- The joystick button of ROM allows user to adjust starting angle when sitting.
- The thigh-support pad minimizes the pressure stressed at the knee.

# Leg Curl/Extension

EVO-014



- **Dimension:** (L)1390\*(W)1200\*(H)1750mm
- **N.W.:** 200KG
- **Weight stack:** Standard: 80KG / Max: 120KG
- Adjustable seats, can adapt to different users' height.
- User can adjust the training pattern when sitting.
- The thigh-support pad minimizes the pressure stressed at the knee.
- The joystick button of ROM allows user to adjust starting angle when sitting.



# Leg Press

EVO-015



- **Dimension:** (L)2260\*(W)1290\*(H)1750mm
- **N.W.:** 264KG
- **Weight stack:** Standard: 80KG / Max: 120KG
- Large foot pad can meet a variety of training requirements.
- The resistance pattern is optimized by the cam mounted inside the foot support pad.
- Adjustable seat, can adapt to different users' height.

# Multi Hip

EVO-016



- **Dimension:** (L)1260\*(W)1250\*(H)1750mm
- **N.W.:** 211KG
- **Weight stack:** Standard: 80KG / Max: 120KG
- Smooth angle helps user adapt to the equipment quickly.
- Non-slip and stable large foot pad stabilizes the upper body hip lifting power.
- Hip lifting pillar can adjust the height of the user and make hip stretch training comfortable.

## Glute

EVO-017



- **Dimension:** (L)2140\*(W)1110\*(H)1750mm
- **N.W.:** 196KG
- **Weight stack: Standard:** 80KG/Max: 120KG
- Handles, elbows pads and adjustable chest pads together support the upper body stability and make thigh stretch training comfortable.
- Fixed angle and smooth linear bearings help users adapt to the equipment quickly.

## Standing Calf

EVO-018



- **Dimension:** (L)1320\*(W)1140\*(H)1750mm
- **N.W.:** 200KG
- **Weight stack: Standard:** 80KG/Max: 120KG
- Put your feet on the foot pedal, make your shoulders touch the shoulder pads and keep your body straight to exercise the calf and medial and lateral muscle group of calf.

# Hip Adductor

EVO-019



- **Dimension:** (L)1470\*(W)1340\*(H)1750mm
- **N.W.:** 191KG
- The knee pad and double foot pedals can support the legs and reduce the torque around the knee.
- The front-loading weight stacks ensures easy handling and no interference during training.
- Adjustable starting position is suitable for different levels and preferences of individual trainers.

# Hip Abductor

EVO-020



- **Dimension:** (L)1350\*(W)1300\*(H)1750mm
- **N.W.:** 191KG
- **Weight stack: Standard:** 80KG/ **Max:** 120KG"
- Adjustable starting position is suitable for different levels and preferences of individual trainers.
- The knee pad and double foot pedals can support the legs and reduce the torque around the knee.

## Seated Row

EVO-021



- **Dimension:** (L)1350\*(W)1310\*(H)1750mm
- **N.W.:** 197KG
- **Weight stack:** Standard: 80KG/ Max: 120KG
- The linked motion arms make the strength training more balanced.
- The foot pedals help the user to minimize the pressure on the chest pad.
- The seat can be adjusted to the user's desired range of motion when used.

## Biceps Curl Machine

EVO-022



- **Dimension:** (L)1010\*(W)1160\*(H)1750mm
- **N.W.:** 171KG
- **Weight stack:** Standard: 80KG/ Max: 120KG
- Double arm linkage training, make balanced strength training.
- Automatically rotating handles accommodate different lengths of forearms.
- Comfortable elbow pad makes the biceps strength training more balanced.



# Functional Trainer


EVO-023



- **Dimension:** (L)1670 x W 1120 x H 2330
- **N.W:** 350Kg
- **Weight Stack:** Standard: 80Kg/ Max: 150Kg
- Use strong magnetic plug pin for weight stack, make adjustment more convenient and safe.
- Perfectly integrate 89 mm round tube and 50\*100mm oval tube, makes the machine appearance elegant in fashion Main frame tube thick ness upto 3 mm

# Cable Crossover

EVO-024



- **Dimension:** (L)3836 x W 870 x H 2330
- **N.W:** 338Kg
- **Weight Stack:** Standard: 80Kg/ Max: 150Kg
- Effective in muscle training of pectorals/back and arms
- The strong magnetic pin have been used on machine, which can make the weight adjust easy and safety.
- Scientific movement track can take the proper training, Sufficient considering of kinematics theory.

# Smith Machine

EVO-025



- **Size:** L: 2285 x W 1376 x H 2320

# Squat Rack

EVO-026



- **Size:** 1270\*1100\*2350mm

# Hack Squat Machine

EVO-027



- **Size:** L1620 x W 1030 x H1480mm

# Olympic Flat Bench

EVO-028



- **Size:** L 1720 x W 1670 x H 1200mm

# Olympic Decline Bench

EVO-029



- **Size:** 2320\*1430\*1300mm

# Olympic Incline Bench

EVO-030



- **Size:** 2010\*1680\*1400mm



# Roman Chair

EVO-031



- **Size:** 1200\*660\*880mm

# Vertical Knee Raise

EVO-032



- **Size:** L 1400 x W 760 x H 2240mm

## Web Board

EVO-033



- **Size:** 1650\*620\*1160mm

## Seated Calf Machine

EVO-034



- **Size:** L1270 x W500 x H820mm

# Dumbbell Rack

EVO-035



- **Size:** L 2090 x W810 x H820mm

# T Arm Machine

EVO-036



- **Size:** 1800\*880\*560mm

# Abdominal Machine

EVO-037



- **Size:** 1770\*830\*1030mm

# Draw Muscle Machine

EVO-038



- **Size:** 1320\*490\*970mm

## Adjustable Web Board

EVO-039



- **Size:**1740\*620\*1300mm

## Crunch Bench

EVO-040



- **Size:**1740\*630\*1040mm



## Flat Bench

EVO-041



- **Size:** L 1350 x W 690 x H430mm

## Multi Adjustable Bench

EVO-042



- **Size:** L1350 x W 830\*420mm

## Utility Bench

EVO-043



- **Size:** 710\*510\*900mm

## Barbell Rack

EVO-044



- **Size:** 950\*700\*1300mm

## Preacher Curl Bench

EVO-045



- **Size:** 710\*510\*900mm

## Weight Plate Tree

EVO-046



- **Size:** 780\*780\*1100mm

# Chest Press

K- LOAD-001



- **Assembled measurement:** (L\*W\*H) mm: 1954\*1267\*1670
- **Max Load(kg):** 100kg
- **Machine weight KG:** 166kg

# Incline Chest Press

K- LOAD-002



- **Assembled measurement:** (L\*W\*H) mm: 1945\*1345\*1705
- **Max Load(kg):** 100kg
- **Machine weight KG:** 150KG

# Shoulder Press

K- LOAD-003



- **Assembled measurement:** (L\*W\*H) mm: 1533\*1515\*1510
- **Max Load(kg):** 100kg
- **Machine weight KG:** 170kg

# Low Row

K- LOAD-004



- **Assembled measurement:** (L\*W\*H) mm: 1317\*1352\*1685
- **Max Load(kg):** 100kg
- **Machine weight KG:** 148kg



# Wide Chest Press

K- LOAD-005



- **Assembled measurement:**(L\*W\*H) mm: 1980\*1060\*1785
- **Max Load(kg):** 100kg
- **Machine weight KG:** 180KG

# Row

K- LOAD-006



- **Assembled measurement:** (L\*W\*H) mm: 1580\*1318\*1314
- **Max Load(kg):** 100kg
- **Machine weight KG:** 119KG

## Pull Down

K- LOAD-007



- **Assembled measurement:** (L\*W\*H) mm: 1909\*1110\*1904
- **Max Load(kg):** 100kg
- **Machine weight KG:** 146kg

## Rear Kick

K- LOAD-008



- **Assembled measurement:**(L\*W\*H) mm: 1684\*1711\*1211
- **Max Load(kg):** 100kg
- **Machine weight KG:** 134kg

# Leg Press

K- LOAD-009



- **Assembled measurement:** (L\*W\*H) mm: 2190\*1562\*1390
- **Max Load(kg):** 100kg
- **Machine weight KG:** 218kg

# Calf

K- LOAD-010



- **Assembled measurement:** (L\*W\*H) mm: 2028\*1020\*1153
- **Max Load(kg):** 100kg
- **Machine weight KG:** 141kg

## Biceps Curl

K- LOAD-011



- **Assembled measurement:**(L\*W\*H) mm: 1264\*1502\*1011
- **Max Load(kg):** 100kg
- **Machine weight KG:** 121

## Triceps Curl

K- LOAD-012



- **Assembled measurement:**(L\*W\*H) mm: 1874\*1410\*1005
- **Max Load(kg):** 100kg
- **Machine weight KG:** 113.9kg

# Leg Extension

K- LOAD-013



- **Dimension (L\*W\*H) mm:** 1645\*1418\*2457
- **Max Load(kg):** 660kg
- **Machine weight KG:**171.2kg

# Leg Curl

K- LOAD-014



- **Assembled measurement:** (L\*W\*H) mm: 1424\*1273\*1107
- **Max Load(kg):** 100kg
- **Machine weight KG:** 115kg



# 450 Incline Press

K- LOAD-015



- **Assembled measurement:** (L\*W\*H) mm: 2882\*1450\*1493
- **Max Load(kg):** 100kg
- **Machine weight KG:** 307Kg

# Incline Row

K- LOAD-016



- **Assembled measurement:** (L\*W\*H) mm: 2180\*1011\*1265
- **Max Load(kg):** 100kg
- **Machine weight KG:** 104kg

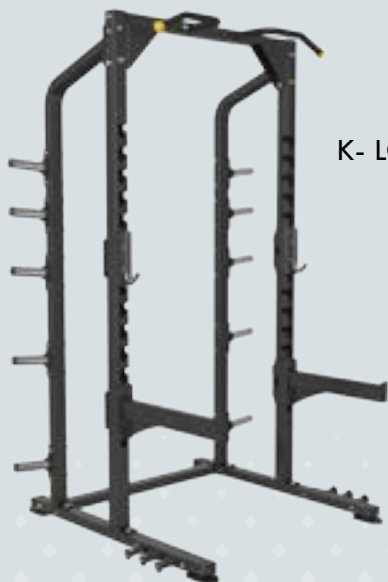
# Power Rack

K- LOAD-017



- **Assembled measurement:** (L\*W\*H) mm: 1917\*1438\*2293
- **Max Load(kg):** 300kg
- **Machine weight KG:** 212.4kg

## Full/Half Power Rack



K- LOAD-018



K- LOAD-019

- |  |  |
|--|--|
| ▪ <b>Assembled measurement:</b> (L*W*H) mm: 1645*1418*2457 | ▪ <b>Assembled measurement:</b> (L*W*H) mm: 2077*1648*2462 |
| ▪ <b>Max Load(kg):</b> 660kg                               | ▪ <b>Max Load (kg):</b> 660kg                              |
| ▪ <b>Machine weight KG:</b> 171.2kg                        | ▪ <b>Machine weight KG:</b> 237.8kg                        |

# Cable Crossover

FW7316



- **Product Weight:** 344Kg
- **Weight Stack:** 184Kg
- **Size(LxWxH):** 3860 × 815 × 2300 (mm)
- **Bending:** Traceless and smooth bend.
- **Frame:** The equipment use high strength steel tube, the main frame is flat elliptical, tube thickness is 2.5mm.
- **Cable:** 5 oiled steel wire, can bear 1500Kg.
- **Painting:** Electrostatic powder coating double layer of high quality flash silver powder.

# Counter Balanced Smith Machine

FW7317



- **Product Weight:** 161Kg
- **Size(LxWxH):** 1380 × 2250 × 2290 (mm)
- **Cable:** 5 oiled steel wire, can bear 1500Kg.
- **Bearing:** Turning parts use DGGB.
- **Frame:** The equipment use high strength steel tube, the main frame is flat elliptical, tube thickness is 2.5mm.
- **Painting:** Electrostatic powder coating double layer of high quality flash silver powder.

## 45° Incline Exercise

FW7318



- **Product Weight:** 183Kg
- **Size (LxWxH):** 2220 × 1260 × 1570 (mm)
- **Cable:** 5 oiled steel wire, can bear 1500.
- **Bending:** Traceless and smooth bend.
- **Guide Rod:** No.45 steel, handled by high frequency, high hardness, high precision can ensure the lubricity of the guide rod and ensure the user's safety.
- **Bearing:** Turning parts use DGBB.

## Squats Exercise

FW7319



- **Product Weight:** 191Kg
- **Size (LxWxH):** 2020 × 1340 × 1570 (mm)
- **Bending:** traceless and smooth bend.
- **Bearing:** Turning parts use DGBB.
- **Frame:** The equipment use high strength steel tube, the main frame is flat elliptical, tube thickness is 2.5mm.
- **Painting:** Electrostatic powder coating double layer of high quality flash silver powder.

# Flyer Trainer

FW7320



- **Product Weight:** 360Kg
- **2-Weight Stack:** 184Kg
- **Size(LxWxH):** 1550 × 1040 × 2250 (mm)
- **Bending:** Traceless and smooth bend.
- **Welding:** Use advanced 2 keep welding, double effect welding, welding bead looks very well with high mechanical strength.
- **Guide Rod:** No.45 steel, handled by high frequency, high hardness, high precision: can ensure the lubricity of the guide rod and ensure the user's safety.

# Vertical Knee Raise Chin Dip

FW7323



- **Product Weight:** 94Kg
- **Size (LxWxH):** 1200 × 1290 × 2300 (mm)
- **Bending:** Traceless and smooth bend.
- **Frame:** The equipment use high strength steel tube, the main frame is flat elliptical, tube thickness is 2.5mm.
- **Painting:** Electrostatic powder coating double layer of high quality flash silver powder.



## Olympic Flat Bench Press

FW7324



- **Product Weight:** 77Kg
- **Size (LxWxH):** 1650 × 1630 × 1300 (mm)
- **Bending:** Traceless and smooth bend.
- **Painting:** Electrostatic powder coating double layer of high quality flash silver powder.
- **Welding:** Use advanced 2 keep welding, double effect welding, welding bead looks very well with high mechanical strength.

## Olympic Incline Bench Press

FW7325



- **Product Weight:** 104Kg
- **Size (LxWxH):** 1750 × 1630 × 1460 (mm)
- **Bending:** Traceless and smooth bend.
- **Frame:** The equipment use high strength steel tube, the main frame is flat elliptical, tube thickness is 2.5mm.
- **Painting:** Electrostatic powder coating double layer of high quality flash silver powder.

# Olympic Decline Bench Press

FW7326



- **Product Weight:** 85Kg
- **Size (LxWxH):** 2045 × 1630 × 1300 (mm)
- **Bending:** Traceless and smooth bend.
- **Painting:** Electrostatic powder coating double layer of high quality flash silver powder.
- **Frame:** The equipment use high strength steel tube, the main frame is flat elliptical, tube thickness is 2.5mm.

# Flat Bench

FW7327



- **Product Weight:** 22Kg
- **Size (LxWxH):** 1400 × 660 × 430 (mm)
- **Painting:** Electrostatic powder coating double layer of high quality flash silver powder.
- **Welding:** Use advanced 2 keep welding, double effect welding, welding bead looks very well with high mechanical strength.
- **Bending:** Traceless and smooth bend.

# Multi Functional Bench

FW7328



- **Product Weight:** 36Kg
- **Size (LxWxH):** 1350 × 610 × 1230 (mm)
- **Painting:** Electrostatic powder coating double layer of high quality flash silver powder.
- **Welding:** Use advanced 2 keep welding, double effect welding, welding bead looks very well with high mechanical strength.
- **Bending:** Traceless and smooth bend.

# Hyperextension

FW7329



- **Product Weight:** 37Kg
- **Size (LxWxH):** 1330 × 700 × 900 (mm)
- **Frame:** The equipment use high strength steel tube, the main frame is flat elliptical, tube thickness is 2.5mm.
- **Painting:** Electrostatic powder coating double layer of high quality flash silver powder.
- **Welding:** Use advanced 2 keep welding, double effect welding, welding bead looks very well with high mechanical strength.

# Arm Curl Training Rack

FW7330



- **Product Weight:** 39Kg
- **Size (LxWxH):** 850 × 800 × 800 (mm)
- **Frame:** The equipment use high strength steel tube, the main frame is flat elliptical, tube thickness is 2.5mm.
- **Painting:** Electrostatic powder coating double layer of high quality flash silver powder.
- **Welding:** Use advanced 2 keep welding, double effect welding, welding bead looks very well with high mechanical strength.

# Adjustable Web Board

FW7331



- **Product Weight:** 48Kg
- **Size (LxWxH):** 1450 × 610 × 1130 (mm)
- **Frame:** The equipment use high strength steel tube, the main frame is flat elliptical, tube thickness is 2.5mm.
- **Painting:** Electrostatic powder coating double layer of high quality flash silver powder.
- **Welding:** Use advanced 2 keep welding, double effect welding, welding bead looks very well with high mechanical strength.

# Wab Board

FW7332



- **Product Weight:** 24Kg
- **Size (LxWxH):** 1000 × 600 × 560 (mm)
- **Frame:** The equipment use high strength steel tube, the main frame is flat elliptical, tube thickness is 2.5mm.
- **Painting:** Electrostatic powder coating double layer of high quality flash silver powder.
- **Welding:** Use advanced 2 keep welding, double effect welding, welding bead looks very well with high mechanical strength.

# Muscle Extention

FW7333



- **Product Weight:** 39Kg
- **Size (LxWxH):** 1350 × 615 × 930 (mm)
- **Frame:** The equipment use high strength steel tube, the main frame is flat elliptical, tube thickness is 2.5mm.
- **Painting:** Electrostatic powder coating double layer of high quality flash silver powder.
- **Welding:** Use advanced 2 keep welding, double effect welding, welding bead looks very well with high mechanical strength.



# Seated Calf Machine

FW7334



- **Product Weight:** 45Kg
- **Size (LxWxH):** 1500 x 550 x 900 (mm)
- **Frame:** The equipment use high strength steel tube, the main frame is flat elliptical, tube thickness is 2.5mm.
- **Painting:** Electrostatic powder coating double layer of high quality flash silver powder.
- **Welding:** Use advanced 2 keep welding, double effect welding, welding bead looks very well with high mechanical strength.

# Barbell Disk Rack

FW7335



- **Product Weight:** 22Kg
- **Size (LxWxH):** 900 x 600 x 910 (mm)
- **Frame:** The equipment use high strength steel tube, the main frame is flat elliptical, tube thickness is 2.5mm.
- **Painting:** Electrostatic powder coating double layer of high quality flash silver powder.

# Barbell Bar Rack

FW7336



- **Product Weight:** 62Kg
- **Size (LxWxH):** 900 × 700 × 1440 (mm)
- **Frame:** The equipment use high strength steel tube, the main frame is flat elliptical, tube thickness is 2.5mm.
- **Painting:** Electrostatic powder coating double layer of high quality flash silver powder.

# Teir Dumbbell Rack

FW7337



- **Product Weight:** 66Kg
- **Size (LxWxH):** 2700 × 600 × 800 (mm)
- **Frame:** The equipment use high strength steel tube, the main frame is flat elliptical, tube thickness is 2.5mm.
- **Painting:** Electrostatic powder coating double layer of high quality flash silver powder.

# Dumbbell Bench

FW7338



- **Product Weight:** 23Kg
- **Size (LxWxH):** 1200 × 600 × 1000 (mm)
- **Frame:** The equipment use high strength steel tube, the main frame is flat elliptical, tube thickness is 2.5mm.
- **Painting:** Electrostatic powder coating double layer of high quality flash silver powder.
- **Welding:** Use advanced 2 keep welding, double effect welding, welding bead looks very well with high mechanical strength.


# Four Station Multi Gym

FW7342



- **Product Weight:** 723.5Kg
- **Weight Stack:** 184Kg
- **Size (LxWxH):** 2500 × 2150 × 2200 (mm)
- **Cable:** 5 oiled steel wire, can bear 1500.
- **Painting:** Electrostatic powder coating double layer of high quality flash silver powder.
- **Welding:** Use advanced 2 keep welding, double effect welding, welding bead looks very well with high mechanical strength.

## 8 Station Multigym



- **Frame:** The equipment use high strength steel tube, the main frame is flat elliptical, tube thickness is 2.5 mm.
- **Frame:** 70 x 50 x 1.5 Inch
- **Size:** 98 x 98 x 86 Inch
- **Stack:** 4 x150 LBS
- **GW/NW:** 416/436 Kg
- **Cable:** Solid steel wire, can bear 1500 Kg
- **Painting:** Electrostatic powder coating double layer of high quality flash silver powder.
- **Welding:** Used advanced 2 keep welding, double effect welding, welding bead looks very well with high mechanical strength
- **Bending:** Traceless and smooth bend
- **Guide Rod:** No.45 steel, handled by high frequency, high hardness, high precision can ensure the lubricity of the guide rod and ensure the user's safety.

# Crossfit

FW7518



- **Size (LxWxH):** 5400 x 5000 x 2500 (mm),
- **Weight:** 12104Kg
- **Weight stacks:** 184Kg
- **Suggestion Training area:** 8200 x 8200 (mm)

# Crossfit

FW7518-B



- **Machine size:** 4800 x 2980 x 2500 (mm),
- **Weight:** 854 Kg
- **Weight stacks:** 92Kg,
- **Suggestion Training area:** 6000 x 6000 (mm)



# Fitness World - Jungle Cross Fit with Accessories



- **Size:** 6000 x 4500 x 2500
- **Net W:** 620KG
- **Weight Stage:** 160KG

## Accessories



- ▶ **Kettlebell**
- ▶ **Rope**
- ▶ **Trampoline**
- ▶ **Abdominal Training Belt**
- ▶ **Agility Ladder**
- ▶ **Trx Set**
- ▶ **TRX Rip**
- ▶ **Elastic Bands**




- ▶ **Pull Rope**
- ▶ **Boxing Bag**
- ▶ **Boxing Glove**
- ▶ **Free Combat**
- ▶ **Bandage**
- ▶ **Professional BOSU Ball**
- ▶ **Medicine Ball**
- ▶ **Swiss Ball**






# Installation





# *India's Largest Display of Fitness Equipments*



KK House, D-247/3, Sector-63, Noida, U.P., India  
Ph.: +91-120-4509000, Fax No.: +91-120-4509090  
Email: [info@fitness-world.in](mailto:info@fitness-world.in), [www.fitness-world.in](http://www.fitness-world.in)