



SHILPA

— TRADELINK —

— QUALITY. STRENGTH. RELIABILITY. —



WELDING C A T A L O G



PREMIUM
QUALITY



SUPERIOR
PERFORMANCE



SAFE &
RELIABLE



BUILT FOR
PROFESSIONALS

STRONGER WELDS.
STRONGER FUTURE.

BUILT ON TRUST
FOCUSED ON
EXCELLENCE



ABOUT US

"Trusted Since Generations Delivering Industrial Excellence Since 1988."

✓ Legacy of 38+ Years

Strong foundation rooted in decades of industry experience and trust.

✓ Genuine Branded Products

We deal only in reliable, high-quality brands for assured performance.

✓ Ready Stock Availability

Fast supply with consistent stock to keep your operations running smoothly.

✓ Expert Technical Guidance

Professional support to help you choose the right products for your needs.

✓ Wide Product Range

Complete solutions under one roof – from welding machines to safety and abrasives.

✓ Pan India Supply

Efficient delivery network serving customers across the country.

ARC/MIG/TIG WELDING MACHINES & PLASMA EQUIPMENTS



1. ARC 200



2. ARC 250 IJ5



3. ARC 300



4. ARC 400IJ



5. ARC 630DB



6. MIG 270
GASLESS



7. MIG 250



8. MIG 400



9. MIG 630



10. TIG 200



11. TIG 300



12. TIG 400 IJ



13. TIG 500



14. TIG 500AC/DC



15. CUT 40



16. CUT 70



17. CUT 100



18. CUT 120



19. CUT 160

WELDING ELECTRODE, WIRES & FLUX



20. M.S Rod



21. S.S Rod



22. Cast Iron



23. Hardfacing Rod



24. Gouging & cutting Rod



25. Stainless Steel Filler Wire



26. MS/C.S Filler Wire



27. Aluminium Filler Wire



28. Nickel Based



29. Tungsten



30. 70S6 MIG Wire



31. Flux Cored E71T1



32. Aluminium Mig wire



33. SS MIG Wire



34. Saw Wires



35. SS 202 Brazing Rod



36. Copper Brazing Rod



37. Brass Brazing Rod



39. Silver Brazing Rod



38. Aluminium Casting Rod



40. Silver Flux



41. Brass Flux



42. Aluminium Flux



43. SAW Flux



44. Gun Metal flux

GAS REGULATORS



45. Single Gauge



46. LPG Single Gauge



47. Acetylene Single Gauge



48. LPG without Gauge



49. Double Gauge



50. LPG Double Gauge



51. Brass Double Gauge ISI



52. Double Gauge CO2



53. Argon with flowmeter



54. CO2 With Heater & Flowmeter



55. Double Gauge ISI



56. Double Gauge 2 stage brass body



57. Double Gauge 2 stage SS Body



58. Double Gauge ECCO D.A



59. Brass CO2 regulator



60. Supertech Double Gauge ISI



61. Pressure Testing Gauge



62. 2 Way Valve



63. Pressure Gauge



64. Brass Flowmeter

GAS CUTTING EQUIPMENTS



65. Gas Cutter
ISI



66. Euroweld Gas
Cutter ISI



67. Ecco Gas
Cutter



68. NM Gas
Cutter



69. Straight Gas
Cutter
24"



70. Straight Gas
Cutter
36",48"



71. Senor Gas
Cutter 2 Pipe



72. Senor Gas Cutter
3 Pipe(NM)



73. Gas Welding
Torch (Nozzle)



74. Gas Welding
Torch (HP2)



75. Gas Welding Torch
(12")



76. Swage &
Detach Type
Nozzle



77. Cutting Nozzle
(A/B) Type



78. Cutting Nozzle
(ANM/PNM) Type



79. Flashback
Arrester



80. Gouging
Nozzle



81. CO2 NUT



82. Dummy Plug



83. Cylinder Nut



84. Hose clip

WELDING HOLDERS & EARTHING CLAMPS



85. 800 Amp Holder



86. 1000 Amp Holder



87. 400 Amp Holder



88. 600 Amp Holder



89. 200 Amp Holder



90. 400 Amp Holder



91. 600 Amp Holder



92. Fully Insulated 400 Amp Earthing Clamp



93. Fully Insulated 800 Amp Earthing Clamp



94. 200 Amp Earthing clamp



95. 800 Amp Earthing clamp



96. 1000 Amp Earthing clamp



97. Ground clamp
600 Amp




98. C-Clamp
600 Amp



99. Heavy Ground
Clamp 600 Amp

WELDING ACCESSORIES



100. White Glass



101. Black Glass
(9,10,11,12,13,14 Din)



102. Hose Jointer



103. Spark Lighter



104. Cable Connector Male
(10-25,35-50,50-70,70-95)



105. Machine Socket Stud Type
(10-25,35-50,50-70,70-95)



106. Heavy Machine Socket Stud Type
(10-25,35-50,50-70,70-95))



107. Machine To Gas Connector



108. Machine Socket Round
(10-25,35-50,50-70,70-95)



109. Copper Cable Lug



110. Teflon Tape



111. Insulation Tape



112. Electrode Oven 5kg



113. Electrode Oven 10kg



114. Electrode Oven 25/50kg



115. Pug Cutting Machine

WELDING ACCESSORIES



116. Copper Welding Cable
(16,25,35,50,70,95,120 SQMM)



117. Copper Welding Cable
(16,25,35,50,70,95,120 SQMM)



118. Aluminium Welding Cable
(16,25,35,50,70,95,120 SQMM)



119. ESAB Make Dura Hose



120. Hose Pipe ISI



121. Red Hand Screen



122. Black Hand Screen



123. Welding Helmet With Ring



124. Auto Darkening Welding Helmet



125. Welding With Safety Helmet



126. Welding Helmet Spring Type



127. Silicon Spray



128. K2 Paste (500gm,1kg,5kg)



129. Stanvac Anti Spatter Spray



130. D.P Test Kit (Cleaner, Developer, Penetrant)




131. Super Anti Spatter Spray



132. Butane Torch & Tin



133. MIG Gel



134. Thermopens



135. Super 5 Maintenance Spray

MIG WELDING EQUIPMENTS



136. MIG Torch
24 KD



137. MIG Torch
36 KD



138. MIG Torch
40 KD



139. MIG Torch
15AK/25AK



140. Swan Neck
(24KD/36KD/40KD)



141. Swan Neck
(Straight Head)



142. Swan Neck
(15AK/25AK)



143. Handle For MIG Torch
(Front&End)



144. Conical Nozzle
(24KD/36KD/40KD)




145. Conical Nozzle
(15AK/25AK)



146. Tip Holder
(15AK/25AK)



147. Tip Holder
(24KD/36KD/40KD)



148. Contact Tip
(M8X30)(Ecu,Cucr,Cucr3r)



149. Contact Tip
(M6X25)



150. Contact Tip
(M6x25)



151. Diffuser
(24KD/36KD/40KD)



152. MIG Liner Euro
(24KD/36KD/40KD)



153. MIG Liner Teflon



154. Euro Connector
(Torch End)



155. MIG Torch Switch

MIG WELDING EQUIPMENTS



156. MIG Torch
(Pana 350)



157. MIG Torch
(Pana 500)



158. MIG Torch
(OTC Type)



159. MIG Torch
(Pana To Euro)



160. Conical Nozzle
(Pana To Euro)



161. Conical Nozzle
(Pana 500)



162. Conical Nozzle
Pana 350



163. Conical Nozzle
(Pana 200)



164. Tip Holder
(Pana 350)




165. Tip Holder
(Pana 500)



166. Insulator
(Pana 350/500)



167. Diffuser
(Pana 350A/500A)



168. Contact Tip Pana
(M6X45)



169. MIG Torch
Micro Switch



170. Tip Holder
(Pana 200)



171. MIG Liner Pana
(350/500)



172. Euro Connector
(Torch End)(Pana)



173. Pana To Euro
Connector



174. Swan Neck
(Pana 350-A/500A)



175. MIG Torch Handle
Pana (Front&end)

TIG WELDING EQUIPMENTS



176. TIG Torch GC 200(4mtr/8mtr)



177. TIG Torch GC 300(4mtr/8mtr)



178. TIG Torch WC 400 (4mtr/8mtr)



179. TIG Torch WC 600 (4mtr/8mtr)



180. TIG Torch (GC 200/300)



181. TIG Torch (WC 400/600)



182. Supply Cable (WC 400/600)



183. TIG Hose Pipe 6mm (Blue)



184. TIG Torch Head (GC200/GC300)



185. TIG Torch Head (WC 400/600)



186. TIG Torch Straight Head (GC160/WC300)



187. TIG Torch Water Hose Pipe (400A/600A)



188. TIG Torch Cover (Sleeve)



189. TIG Long Cap (200A/400A)



190. TIG Long Cap (300A/600A)



191. TIG Short Cap (200A/300A)



192. TIG Nut Nipple 400A (Front&End)



193. TIG Nut Nipple 600A (Front&End)



194. TIG Power Adaptor (2010)



195. TIG Adapter (Kanka 2457)



196. TIG Lux (2017)



197. TIG Cable Nipple (400A/600A)



198. TIG Hose Nut Nipple (2456)



199. TIG Torch Collet (200A-400A/300A-600A)

TIG WELDING EQUIPMENTS



200. TIG Torch GC 26V



201. TIG Torch WC 18V



202. TIG Torch 26V Head



203. TIG Torch 18V Head



204. TIG collet & body 26V/18V



205. TIG Long & Short Cap



206. TIG Torch WP 26 Back Connection



207. Gas Lens (26V/18V)



208. Argon Torch Two Pin Socket



209. TIG Torch Switch



210. TIG Water Cooled Kanby Connector



211. TIG Teflon Washer (200A,300A)



212. TIG Collect For Straight Head Torch



213. Gas Lens 200A



214. Gas Lens 300A



215. Nozzle Cleaner Set



216. Ceramic Nozzle (4,5,6,7,8)



217. Ceramic Nozzle (2411,2412,2413,2414)



218. Ceramic Nozzle (2462,2463,2464)



219. Ceramic Nozzle (3620,3621,3622,3623)



220. Wolfram Thoriated Tungsten (1.6,2,2.4,2.3,4,5,6)



221. WQTB Thoriated Tungsten (1.6,2,2.4,3,4,5,6)



222. Zirconated Tungsten Electrode (1.6,2,2.4,3,4,5,6)

MIG WELDING & GOUGING EQUIPMENTS



223. PSF Type MIG Torch 250



224. PSF Type MIG Torch 400



225. PSF Type MIG Torch 500



226. MIG Torch Water Cooled



227. PSF Type Swan Neck (250,400,500)



228. Tip Holder 501D



229. PSF Type Conical Nozzle (250,400,500)



230. PSF Diffuser (250,400,500)



231. PSF Type MIG Liner



232. ESAB Swan Neck



233. Wire Feeder Controller



234. Solonoid Valve



235. MIG Roller



236. Euro Connector For Feeder



237. CO2 Pre Heater (36V,110V,220V)



238. MIG Wire Feeder



239. Wire Feeder Motor



240. Gouging Torch



241. Gouging Torch Head



242. Gouging Rod

PLASMA CUTTING EQUIPMENTS



243. Plasma Torch (P-80)



244. Plasma Torch P-80 Blackwolf



245. Plasma Torch P-80 StaighHead



246. Plasma Torch Cut-60



247. Plasma Torch cut-40



248. YK-360 Straight Head



249. Staigh Head Metal Body P-80



250. Plasma Torch Head P-80



251. P-80 Torch Head Cut-40



252. P-80 Torch Head Blackwolf



253. Plasma Torch Head Cut-40



254. Plasma Torch Head Cut-60



255. Plasma Set (SG-130)



256. Plasma Holder



257. Plasma Ceramic Nozzle



258. Plasma Air Filter Regulator



259. Plasma Set P-80



260. Ceramic Nozzle (Cut 40/60)



261. Plasma Set (Blackwolf)



262. Plasma Consumables

ABRASIVES



263. Cutting Disc
(4",5",7",9",12",14")



264. Bosch Abrasives



265. Dc Wheel
(4",5",7",9")



266. Stringer Brush
(7")



267. Cup Wire Brush



268. Aloxide Cloth Roll



269. Circular Wire Brush
(MS/SS) (4",6")



270. DC Wheel For MS



271. Non Woven Wheel



272. Flap Disc



273. Marble ,Wood Cutting Disc



274. Mounted Points



275. Mop Wheels



276. Velcro & Fibre Discs



277. Flap Wheel



278. Step Drill



279. Mat Wheel



280. Hand Pads



281. Zirconium Flap Disc



282. Wood Cutting Disc



283. Clean & Strip Disc

HARDWARE & TOOLS



284. Fix & Ring Spanner



285. Wrench



286. Hammer



287. Pliers



288. Screw Driver



289. Line Tester




290. Clamps



291. Allen Keys & Sets



292. Measuring Tape



293. Scales



294. Spirit Level



295. Laser Measure



296. Spray Gun



297. Wire Brush
(MS,SS)



298. ThermoPens



299. Hexo Blade



300. Air Compressor



301. Bench Grinder



302. Shaft Grinder



303. Sand Blasting

POWER TOOLS



304. Cordless Drill



305. Driver Drill



306. Impact Wrench



307. Angle Grinder



308. Hammer Drill



309. Angle grinder



310. Die Grinder



311. Sander-Polisher



312. Finishing Sander



313. Orbital Sander



314. Impact Drill



315. Rotary Hammer



316. Screw Driver



317. Concrete Breaker



318. Impact Wrench



319. Marble Cutter



320. Circular Saw



321. Mitre Saw



322. Cutoff Machine



323. Jig Saw



324. Heat Gun



325. Blower



326. Nibbler



327. Diamond Core Drill



328. Magnetic Drill

SAFETY EQUIPMENTS



329. Safety helmet Nap Type



330. Safety Helmet Loader



331. Safety Helmet Executive



332. Safety Helmet Ratchet



333. Face Shield A-Type



334. Face Shield B-Type



335. Face Shield Spring Type



336. Safety Helmet With Face Shield



337. White Jali Goggles



338. Black Jali Goggles



339. German Type Goggles



340. Flip Type Goggles



341. Safety Goggles (Edge covered)



342. Safety Goggles Style



343. Safety Goggles Skyline



344. Safety Goggles Heavy



345. Two-in-one Goggles



346. Chemical Splash Goggles



347. Leather Goggles



348. Over Goggles



349. Auto Darkening Goggles



350. Standard Goggles



351. Ear Plugs



352. Safety Belts

SAFETY EQUIPMENTS



353. Cotton Dotted



354. Knitted



355. Lint Free



356. Nitrile Coated



357. Latex Coated



358. Finger Safety



359. Cut Resistant



360. Heavy Anti-cut



361. PU Coated



362. Double Coated



363. Impact Resistance



364. Food Grade



365. Flame Resistance



366. General Purpose



367. Nitrile Dripped



368. Heat Resistance



369. High Heat Resistance



370. 12 Inch



371. Aluminised



372. Aluminised Kevlar



373. Leather Hand



374. Leather Hand Double Coated



375. Leather Hand Single Coated



376.. TIG Welding Leather



377. Lock Type



378. Dust Mask



379. N-95 mask



380. Disposable Mask



381. Cotton Waste (various material)

SAFETY EQUIPMENTS



382. PVC Sole



383. Steel Toe



384. Leather Safety Shoes



385. Leather PV



386. High Ankle



387. Sport Shoes



388. Brown Safety



389. Brown High Ankle



390. Nitrile Sole



391. Gum Boots



392. Cotton Jacket



393. Cotton Jacket Heavy



394. Rain Cover



395. Boiler Suit Orange



396. Leather Suit



397. Safety Jacket 3-Side



398. Hand Sleeves



399. Leather Apron



400. Leather Leg Guard (Boot-Cut type)



401. Shoulder Pad



402. PVC Chain



403. Safety Cone



404. Caution tape

CYLINDERS & VALVES



405. Oxygen Gas Cylinders
(All Sizes Available)



406. Argon Gas Cylinder
(All Sizes Available)



407. Nitrogen Gas Cylinder
(All Sizes Available)



408. CO2 Gas Cylinder
(All Sizes Available)



409. Helium Gas Cylinder



410. Dissolved Acetylene



411. Calcium Carbide



412. CO2 Valve



413. O2 Valve



414. Regulator Tee



THANK YOU

**FOR CHOOSING QUALITY.
BUILT FOR STRENGTH.
WELED FOR RELIABILITY.**

We appreciate your trust in our products. Our commitment to innovation, performance and safety drives everything we do. Together, let's build a stronger tomorrow.



**PREMIUM
QUALITY**



**SUPERIOR
PERFORMANCE**



**SAFE &
RELIABLE**



**BUILT FOR
PROFESSIONALS**

GET IN TOUCH



+91 8487946502



shilpaatradelink@gmail.com



www.shilpatradelink.com



3,Shree Pramukh Complex,
Survey No 806P12,Opp.Ultratech RMC Plant,
Nr.Kothari Cross Road, Santej,
Gandhinagar, 382721



**SCAN TO VISIT
OUR WEBSITE**

**STRONGER WELDS.
STRONGER FUTURE.**