



SINCE 1986

SHYAM PLASTIC INDUSTRIES

INNOVATIVE MATERIAL HANDLING SOLUTIONS



INNOVATIVE MATERIAL HANDLING SOLUTIONS

- Pallet Truck
- Zip Crane
- Scissor Tables
- Stackers
- Order Picker

Office Address :

Oppo. Oswal Street, Near SBI, Miller Ganj, Gill Road, Ludhiana, Punjab, 141001

Ph No. 9876200733

E-mail- sales@shyamplasticindustries.com
info@shyamplasticindustries.com

AN ISO 9001:2015 Certified Co.

Web: www.shyamplasticindustries.com

SHYAM PLASTIC INDUSTRIES

INDEX

Pallet truck	03,04
Fully Automatic Pallet truck	04
Jib Cranes Manual+Battery Operated	05
Scissor Trolley	05,06
Manual Stacker	06,07
Semi Electric+Walkie Stacker	07
Fully Automatic Stacker	08
Order Picker	09
Drum Stacker/Trolley	10,11
Plastic Pallet	12



HYDRAULIC HAND PALLET TRUCK - NYLON TYRE

MODEL	MHE-201	MHE-202
CAPACITY(KG)	3000	3000
MIN. FORK HEIGHT(MM)	85	85
MAX. FORK HEIGHT (MM)	195	195
LIFTING HEIGHT (MM)	110	110
FORK LENGTH(MM)	1150	1220
SINGLE FORK WIDTH(MM)	160	200
FORK OVERALL WIDTH(MM)	550	685
FORK WHEEL SINGLE(MM)	80x93	80x93
FORK WHEEL TANDEM(MM)	180x50	180x50
STEERING WHEEL(MM)	180	180



HYDRAULIC HAND PALLET TRUCK - PU TYRE

MODEL	MHE-203	MHE-204
CAPACITY(KG)	3000	3000
MIN. FORK HEIGHT(MM)	85	85
MAX. FORK HEIGHT (MM)	195	195
LIFTING HEIGHT (MM)	110	110
FORK LENGTH(MM)	1150	1220
SINGLE FORK WIDTH(MM)	160	200
FORK OVERALL WIDTH(MM)	550	685
FORK WHEEL SINGLE(MM)	80x93	80x93
FORK WHEEL TANDEM(MM)	180x50	180x50
STEERING WHEEL(MM)	180	180



HYDRAULIC HAND PALLET TRUCK - NYLON TYRE

MODEL	MHE-205	MHE-206
CAPACITY(KG)	5000	5000
MIN. FORK HEIGHT(MM)	85	85
MAX. FORK HEIGHT(MM)	195	195
LIFTING HEIGHT(MM)	100	110
FORK LENGTH(MM)	1150	1220
SINGLE FORK WIDTH(MM)	140	160
FORK OVERALL WIDTH(MM)	550	685
FORK WHEEL SINGLE(MM)	80X93	80X93
FORK WHEEL TANDEM(MM)	180X50	180X50
STEERING WHEEL(MM)	180	180



3 TON 550 MM LOW HEIGHT 55 MM

MODEL	MHE-207
LOAD CAPACITY	3 TON
HYDRAULIC SYSTEM	MANUAL HYDRAULIC PUMP FOR SMOOTH LIFTING AND LOWERING
LOAD WHEELS	2X LOAD-BEARING WHEELS FOR STABILITY AND SMOOTH OPERATION
STEERING WHEELS	2 X 180 DEGREE SWIVEL WHEELS FOR EASY MANEUVERABILITY
WHEEL TYPE	NYLON



3 TON WEIGHT SCALE 550/685 MM

MODEL	MHE-208	MHE-209
FORK THICKNESS	4MM	4MM
FORK WIDTH	550MM	685MM
OVERALL HEIGHT	1200	1200
OVERALL LENGTH	1200MM	1150MM
OVERALL WIDTH	1550MM	1550MM
STEERING WHEEL SIZE	200MM X 50MM	200MM X 50MM
WHEEL TYPE	NYLON (OR) PU	NYLON (OR) PU
DISTANCE BETWEEN FORKS	230MM	230MM
FORK LENGTH	1150MM	1200MM



2 TON WEIGHT SCALE 550 MM

MODEL	MHE-210
CAPACITY	2000 KG
FORK THICKNESS	4MM
FORK WIDTH	550MM
OVERALL HEIGHT	1200
OVERALL LENGTH	1550MM
OVERALL WIDTH	550MM
STEERING WHEEL SIZE	200MM X 50MM
WHEEL TYPE	NYLON (OR) PU
DISTANCE BETWEEN FORKS	230MM
FORK LENGTH	1150MM
TYPE	HAND OPERATED



HYDRAULIC HIGH LIFT PALLET TRUCK

MODEL	MHE-211
CAPACITY	1500
MIN. FORK HEIGHT (MM)	85
MAX. FORK HEIGHT (MM)	800
FORK LENGTH (MM)	1150
FORK WIDTH (MM)	160
FORK THICKNESS (MM)	50
OVERALL WIDTH (MM)	550/685



3 TON PALLET TRUCK (LENGTH -700/900)

MODEL	MHE-212	MHE-213
CAPACITY	3000KG	3000KG
MAX LIFTING HEIGHT	110MM	110MM
OVERALL FORK WIDTH	550MM	550MM
MIN. FORK HEIGHT	75MM	75MM
MAX. FORK HEIGHT	185MM	185MM
STEERING WHEEL SIZE	180 X 50MM	180 X 50MM
FRONT WHEEL 4 ROLLER	80 X 72MM	80 X 72MM
MAIN BODY STEEL THICKNESS	4 MM	4 MM
HIGH DURABILITY	POWER COATED	POWER COATED
FORK LENGTH	700MM	900MM



PALLET TRUCK 550/685 MM FULLY AUTOMATIC (LEAD ACID)

MODEL	MHE-214
OVERALL WIDTH	750MM
LOAD CAPACITY	3000KG
BATTERY VOLTAGE	24V (MOST COMMON FOR THIS TYPE OF PALLET TRUCK)
CHARGING TIME	APPROXIMATELY 6 TO 8 HOURS FOR A FULL CHARGE
FORK LENGTH	TYPICALLY 1200 MM
OVERALL LENGTH	APPROXIMATELY 1800 MM
BATTERY TYPE	LEAD-ACID
LIFTING HEIGHT	85 MM TO 200 MM
FORK WIDTH	550MM/685MM



PALLET TRUCK 550 MM FULLY AUTOMATIC (LITHIUM-ION)

MODEL	MHE-215
OVERALL WIDTH	750MM
LOAD CAPACITY	3000KG
BATTERY VOLTAGE	24V (MOST COMMON FOR THIS TYPE OF PALLET TRUCK)
CHARGING TIME	APPROXIMATELY 6 TO 8 HOURS FOR A FULL CHARGE
FORK LENGTH	TYPICALLY 1200 MM
BATTERY TYPE	LITHIUM-ION
OVERALL LENGTH	APPROXIMATELY 1800 MM
LIFTING HEIGHT	85 MM TO 200 MM
FORK WIDTH	550MM



PALLET TRUCK FULLY AUTOMATIC (PU WHEELS)

MODEL	MHE-216	MHE-217
CAPACITY	3000KG	3000KG
MAX LIFTING HEIGHT	110MM	110MM
OVERALL FORK WIDTH	550MM	685MM
MIN. FORK HEIGHT	75MM	75MM
MAX. FORK HEIGHT	185MM	185MM
STEERING WHEEL SIZE	180 X 50MM	180 X 50MM
FRONT WHEEL 4 ROLLER	80 X 72MM	80 X 72MM
MAIN BODY STEEL THICKNESS	4 MM	4 MM
HIGH DURABILITY	POWER COATED	POWER COATED
FORK LENGTH	900MM	900MM
WHEELS TYPE	PU WHEEL	PU WHEEL

FOR PLAIN SURFACE



PALLET TRUCK FULLY AUTOMATIC (OFF- ROAD WHEELS)

MODEL	MHE-218	MHE-219
CAPACITY	3000KG	3000KG
MAX LIFTING HEIGHT	110MM	110MM
OVERALL FORK WIDTH	550MM	685MM
MIN. FORK HEIGHT	75MM	75MM
MAX. FORK HEIGHT	185MM	185MM
STEERING WHEEL SIZE	180 X 50MM	180 X 50MM
FRONT WHEEL 4 ROLLER	80 X 72MM	80 X 72MM
MAIN BODY STEEL THICKNESS	4 MM	4 MM
HIGH DURABILITY	POWER COATED	POWER COATED
FORK LENGTH	900MM	900MM
WHEELS TYPE	OFF-ROAD WHEEL	OFF-ROAD WHEEL



REEL PALLET TRUCK

MODEL		MHE-220	MHE-221
CAPACITY	KG	2000	2000
REEL DIAMETER	MM	500X800	700X1200
WIDTH OVERALL FORKS	MM	760	760
FORK LENGTH	MM	1150	1150
STEERING WHEEL	MM	200X50	200X50
LOAD ROLLER TANDEM	MM	80X70	80X70



2 TON PALLET TRUCK (FORK LENGTH 2000 MM)

MODEL	MHE-222	MHE-223
CAPACITY	3000KG	3000KG
LIFTING SPEED	70 MM/SEC	70 MM/SEC
MAX. LIFTING HEIGHT	200 MM	200 MM
FORK LENGTH	2000 MM	2000 MM
OVERALL FORK WIDTH	550 MM	685 MM
MIN. FORK HEIGHT	80 MM	80 MM
MAX. FORK HEIGHT	195 MM	195 MM
WHEEL MATERIAL	NYLON	NYLON
STEERING WHEEL SIZE	200 X 50 MM	200 X 50 MM
DIMENSIONS	FRONT WHEEL 4 ROLLER	FRONT WHEEL 4 ROLLER



JIB CRANE MANUAL

MODEL	MHE-224	MHE-225	MHE-226
CAPACITY	2000 KG	2000 KG	3000 KG
FOLDABLE	YES	NO	NO
MAXIMUM LIFTING HEIGHT	2450 MM	2450 MM	2300 MM
OPERATION	HYDRAULIC JACK	HYDRAULIC JACK	HYDRAULIC JACK
PRODUCT TYPE	HYDRAULIC ENGINE LIFTING CRANE	HYDRAULIC ENGINE LIFTING CRANE	HYDRAULIC FLOOR CRANE
HEIGHT OF CRANE	1500MM	1500MM	300-2200MM
LENGTH OF CRANE	1600MM	1600MM	2300 MM



JIB CRANE 3 TON BATTERY OPERATED

MODEL	MHE-227
CAPACITY(TONS)	3TON
MAX HEIGHT	20 FEET
SPEED	4 TO 5 KMPH
HIGHEST HOOK HEIGHT	6000MM
LOWEST HOOK HEIGHT	500MM
MAX BOOM LENGTH	4000MM
BOOM EXTENSION	4000 MM
DIMENSION	2495X1150X2160 MM
BATTERY	24 V/ 480 V



SINGLE SCISSOR 3FT

MODEL	MHE-301	MHE-302	MHE-303	MHE-304
LOADING CAPACITY	150KG	500KG	1000KG	2000KG
HEIGHT	1000MM	1000MM	1000MM	1000MM
TYPE	HYDRAULIC	HYDRAULIC	HYDRAULIC	HYDRAULIC
MATERIAL	MS BODY	MS BODY	MS BODY	MS BODY
PACKING (MM)	960*530*420	940*530*300	1350*530*420	1620*820*420
TABLE DIMENSION (MM)	815*500*50	800*500*50	1180*520*405	1300*800*420
MAX. HEIGHT (MM)	900	900	1000	1000



DOUBLE SCISSOR 500/800/1000 KG

MODEL	MHE-305	MHE-306	MHE-307
CAPACITY	500KG	800KG	1000KG
TABLE DIMENSION (MM)	900*500*420	1200*600*420	1200*600*420
LIFTING HEIGHT	1500 mm	1700 mm	1700 mm
MADE	TAIWAN	TAIWAN	TAIWAN
MAX HEIGHT(MM)	1500	1500	1700
PACKING (MM)	1040*530*360	1400*620*420	1360*620*420



SCISSOR TABLE WITH ROLLER

MODEL	MHE-308
LOADING CAPACITY	1000KG
TABLE SIZE(MM)	1200X600
GALVANIZED STEEL ROLLER	14 PCS



SCISSOR TABLE WITH BALL BEARING

MODEL	MHE-309
LOADING CAPACITY	1000KG
TABLE SIZE(MM)	1200X600
GALVANIZED STEEL BALL	72 PCS



BATTERY OPERATED SCISSOR LIFTER

MODEL	MHE-310	MHE-311	MHE-312
LOADING CAPACITY	500KG	500KG	1000KG
MAX HEIGHT	2000 MM	3000 MM	1700 MM
TABLE SIZE(MM)	1200X600	1300X800	1300X800
PACKING (MM)	1220X640X900	1620X820X900	1520X620X900
BATTERY	12v100AH	12v100AH	12v100AH



500KG MAINTENANCE SCISSOR TROLLEY

MODEL		MHE-313	MHE-314	MHE-315
CAPACITY	KG	500	500	500
MIN. HEIGHT	MM	600	600	600
MAX. HEIGHT	MM	6000	8000	12000
PLATFORM SIZE	MM	1700x1000	1700x1000	1700x1000
BASE SIZE	MM	16x1000	1600x1000	1600x1000
LIFTING TIME	S	30-40	30-40	30-40
PUMP STATION	KW	2.2	2.2	2.2
VOLTAGE	V	110/22	110/22	110/22



2 TON C TYPE STACKER

MODEL	MHE-401	MHE-402
CAPACITY(KG)	2000 KG	2000 KG
MAX. LIFTING HIGHT (MM)	1600 MM	1600 MM
PUMP	40MM	40MM (HEAVY DUTY PUMP WITH HAND PUMP)
FORK LENGTH (MM)	1100 MM	1100MM
COLUMN WIDTH	120 MM	120MM
MAX. FORK WIDTH (MM)	820 MM	820MM
LEG LENGTH	1000 MM	1000MM
LEG WIDTH	60 MM	80MM
WHEEL	NYLON	PU
FORK TYPE	ROUND	ROUND
WEIGHT	160 KG	220 KG



SELF LOADING STACKER

MODEL	MHE-403
LOADING CAPACITY (KG)	1000
OVERALL WIDTH (MM)	920
STANDARD LIFTING HEIGHT (MM)	1600
NET HEIGHT (MM)	2100
FORK LENGTH (MM)	1150
FORK WIDTH (MM)	560
FORK DISTANCE (MM)	250
CHASSIS HEIGHT (MM)	85
GROUND CLEARANCE (MM)	50
BATTERY MODEL & CAPACITY (AH)	48V12



STACKER NILON/PU WHEEL-H-I TYPE

MODEL	MHE-404	MHE-405	MHE-406	MHE-407
CAPACITY(KG)	1000 KG	2000KG	3000KG	2000KG
MAX. LIFTING HIGHT (MM)	1600 MM	1600MM	1600MM	3000MM
CHANEL	H-TYPE	I - TYPE	H - TYPE	C - TYPE
PUMP	31.5 MM	40MM	45MM	40MM
FORK LENGTH (MM)	830 MM	830MM	1100MM	1100MM
COLUMN WIDTH	100 MM	120MM	160MM	120MM
MAX. FORK WIDTH (MM)	780 MM	840MM	840MM	820MM
LEG LENGTH	750 MM	750MM	750MM	1000MM
LEG WIDTH	60 MM	60MM	60MM	80MM
WHEEL	NYLON	NYLON	PU	PU
WEIGHT	125KG	145KG	255KG	300KG



SEMI ELECTRIC BOOM LIFTER

MODEL	MHE-408
RATED LOAD	1.5T
MAX. LIFTING HEIGHT MM	3000
LOAD CENTER DISTANCE	54cm
WHEEL TYPE	PU
TIRE SIZE MM	180*50/80*70
DIMENSIIONS MM	188*79*209
FRONT/REAR WHEEL TRACK	115
MAST LOWERED HIEGHT	209
MIIN. GROUND CLEARANCE	30
VEHICLE LENGTH	188
FORK DIMENSIONS MM	1150*60
MAX. GRADEABILITY	30 DEGREES
VOLTAGE	12V
BATTERY CAPACITY	120A
ROLL LENGTH	37 INCH

SEMI ELECTRIC STACKER



MODEL	MHE-501	MHE-502	MHE-503	MHE-504	MHE-505
RATED LOAD	1.5T	1.5T	1.5T	1.5T	1.5T
MAX. LIFTING HEIGHT MM	2000	3000	3500	4500	6000
LOAD CENTER DISTANCE	54cm	54cm	54cm	54cm	54cm
WHEEL TYPE	PU	PU	PU	PU	PU
TIRE SIZE MM	180*50/80*70	180*50/80*70	180*50/80*70	180*50/80*70	180*50/80*70
DIMENSIIONS MM	188*79*159	188*79*209	188*79*233	188*92*234	188*92*259
FRONT/REAR WHEEL TRACK	115	115	115	115	115
MAST LOWERED HIEGHT	159	209	233	234	259
MIIN. GROUND CLEARANCE	30	30	30	30	30
VEHICLE LENGTH	188	188	188	188	188
FORK DIMENSIONS MM	1150*60	1150*60	1150*60	1150*60	1150*60
MAX. GRADEABILITY	30 DEGREES	30 DEGREES	30 DEGREES	30 DEGREES	30 DEGREES
VOLTAGE	12V	12V	12V	12V	12V
BATTERY CAPACITY	120A	120A	120A	120A	120A

WALKIE STACKER



MODEL	MHE-506	MHE-507
RATED LOAD	1.5T	1.5T
MAX. LIFTING HEIGHT MM	3000	3500
LOAD CENTER DISTANCE	54cm	54cm
WEIGHT WITHOUT BATTERY	463kg	496kg
WHEEL TYPE	PU	PU
TIRE SIZE MM	210*75/80*70	210*75/80*70
DIMENSIIONS MM	188*80*209	188*80*233
FRONT/REAR WHEEL TRACK	105	105
MAST LOWERED HIEGHT	209	233
MIIN. GROUND CLEARANCE	30	30
VEHICLE LENGTH	188	188
FORK DIMENSIONS MM	1150*60	1150*60
MAX. GRADEABILITY	30 DEGREES	30 DEGREES
DRIVE MOTOR POWER	0.75KW	0.75KW
VOLTAGE	24V	24V
BATTERY CAPACITY	75A	75A

1.5 TON FULLY AUTOMATIC STACKER



MODEL	MHE-508
RATED LOAD	1.5T
MAX. LIFTING HEIGHT	3000
LOAD CENTER DISTANCE	54cm
WHEEL TYPE	PU
TIRE SIZE MM	250*80/80*70
DIMENSIONS MM	263*116*234
FRONT/REAR WHEEL TRACK	115
MAST LOWERED HEIGHT	234
MIIN. GROUND CLEARANCE	30
VEHICLE LENGTH	263
FORK DIMENSIONS MM	1150*60
MAX. GRADEABILITY	30 DEGREES
DRIVE MOTOR POWER	1.5KW
VOLTAGE	24V
BATTERY CAPACITY	75A

1.5 TON FULLY AUTOMATIC STACKER 3.5M (3500MM)



MODEL	MHE-509
MAX LIFTING HEIGHT	MM 3500MM
DOOR FRAME HEIGHT	MM 2300MM
LOWER HEIGHT	MM 60 MM
OPERATING TYPE	BATTERY OPERATED CHARGING FOR 6 HOURS WILL WORK FOR 8 HOURS
CAPACITY	KG 1500 KG (AT TOP HEIGHT 1000KG)
LOAD CENTRE DISTANCE	MM 500
FORK LENGTH	MM 1150
WHOLE LENGTH (EXCLUDING FORK)	MM 1573
SPEED (FULL LOAD/UNLOAD)	KM/H 5/4
LIFTING SPEED (FULL LOAD/UNLOAD)	MM/S 110/70
POWER PACK DETAILS	V/AS 12/150 (OPTIONAL)
FRONT/REAR WHEEL DISTANCE	MM 765/650
WHOLE WIDTH	MM 850
FORK OUTSIDE WIDTH	MM 545
WHOLE WIDTH	MM 850
MIN TURNING RADIUS	MM 1425
TURNING METHOD	MM MECHANICAL TURNING WAY
FRONT WHEEL	MM 80X70
DRIVING SPEED	MM/SECOND 4.5MM/3.5MM
LIFTING MOTOR	2.2
DRIVING MOTOR	1.2
CLIMBING GRADIENT	MM 7MM/5MM
BATTERY VOLTAGE/RATED CAPACITY	V/AH 2X12/150
REAR WHEEL	100MMX50MM 1NOS (PISTON SEAL MAKE-HYCLONE PU) PIPE
PAINT	ONE COAT OF PRIMER AND TWO COAT OF AUTO FINISH PAINT GOLDEN YELLOW

1.5 TON FULLY AUTOMATIC STACKER



MODEL	MHE-510	MHE-511
RATED LOAD	1.5T	1.5T
MAX. LIFTING HEIGHT MM	4500	6000
LOAD CENTER DISTANCE	54cm	54cm
WHEEL TYPE	PU	PU
TIRE SIZE MM	250*80/80*70	250*80/80*70
DIMENSIONS MM	263*116*234	263*116*259
FRONT/REAR WHEEL TRACK	115	115
MAST LOWERED HEIGHT	234	259
MIIN. GROUND CLEARANCE	30	30
VEHICLE LENGTH	263	263
FORK DIMENSIONS MM	1150*60	1150*60
MAX. GRADEABILITY	30 DEGREES	30 DEGREES
DRIVE MOTOR POWER	1.5KW	1.5KW
VOLTAGE	24V	24V
BATTERY CAPACITY	75A	75A

SEMI ELECTRICAL ORDER PICKER



MODEL	MHE-512	MHE-513	MHE-514	MHE-515
MAX. PLATFORM HEIGHT	MM 2700	3300	4000	4500
MAX. WORKING HEIGHT	MM 4120	5000	5400	6000
GROUND CLEARANCE	MM 40	40	40	40
LIFT RATED CAPACITY	KG 300	300	300	300
PLATFORM SIZE	MM 600 x 640	600 x 640	600 x 640	600 x 640
MAX. DRIVE SPEED (PLATFORM STOWED)	KM/H 4	4	4	4
MAX. DRIVE SPEED (PLATFORM RAISED)	KM/H 1.6	1.6	1.6	1.6
MIN. TURNING RADIUS	MM 1600	1600	1600	1600
MAX. CLIMBING CAPACITY	% 15-20	15-20	15-20	15-20
DRIVING WHEEL SIZE	MM 230 x80	230 x80	230 x80	230 x80
CASTER SIZE	IN 6	6	6	6
DRIVING MOTOR	V/KW 2*24/0.4	2*24/0.4	2*24/0.4	2*24/0.4
LIFTING MOTOR	V/KW 24/1.6	24/1.6	24/1.6	24/1.6
BATTERY	V/AH 2x12v/150Ah	2x12v/150Ah	2x12v/150Ah	2x12v/150Ah
CHARGER	V/A 24/15	24/15	24/15	24/15
OVERALL LENGTH	MM 1530	1530	1530	1620
OVERALL WIDTH	MM 700	700	700	700
OVERALL HEIGHT	MM 1830	2130	1840	2000
	KG 430	450	660	680

ECONOMY ORDER PICKER



MODEL		MHE-516	MHE-517	MHE-518	MHE-519
MAX. PLATFORM HEIGHT	(H) MM	2720	3300	4000	4500
MAX. MACHINE HEIGHT	(H1) MM	4020	4900	5400	6100
GROUND CLEARANCE	(H2) MM	30	30	30	30
LIFT RATED CAPACITY	KG	200	200	200	200
PLATFORM SIZE	(1XN) MM	600 x 600	600 x 640	600 x 640	600 x 640
LIFTING MOTOR	V/KW	12/1.6	12/1.6	12/1.6	12/1.6
ANEROID BATTERY	V/AH	12/120	12/120	12/120	12/120
CHARGER	V/A	12/15	12/15	12/15	12/15
OVERALL LENGTH	(A) MM	1300	1300	1320	1320
OVERALL WIDTH	(B) MM	850	850	850	850
OVERALL HEIGHT	(C) MM	1760	2040	1830	2000

HIGH LEVEL ORDER PICKER



MODEL		MHE-520
RATED LOAD	Q (KG)	1500
CENTER DISTANCE OF THE LOAD	C (MM)	600
LOAD DISTANCE CENTER DRIVE AXLE TO FORK	X (MM)	206
WHEEL BASE	Y (MM)	1236
SERVICE WEIGHT(WITH BATTERY)	KG	3870
AXLE LOAD, LADEN FRONT/REAR	KG	4320/1360
AXLE LOAD, UNLADEN FRONT/REAR	KG	1960/2220
TYRES SIZE FRONT	(MM)	Φ310x125
TYRES SIZE REAR	(MM)	Φ128x73
ADDITIONAL WHEEL (DIMENSIONS)	(MM)	Φ150x47
WHEELS, NUMBER FRONT REAR(X=DRIVEN WHEELS)		1x+2/4
THREAD,REAR	B11(MM)	1236
HEIGHT,MAST LOWERED	H1(MM)	2410/3080/3750
LIFTING HEIGHT	H3(MM)	5000/7000/9000
HEIGHT,MAST EXTENDED	H4(MM)	7230/9230/11230
STAND HEIGHT	H7(MM)	230
HEIGHT LOWERED	H13(MM)	80
OVERALL LENGTH	I1(MM)	3200
LENGTH TO FACE OF FORKS	I2(MM)	1975
OVERALL WIDTH	B1/B2(MM)	1100/1352
FORK DIMENTIONS	S/E/1(MM)	45/100/1220
DISTANCE BETWEEN FORK ARMS	B5(MM)	530/715
HEIGHT OF OVERHEAD GUARD	H6(MM)	2290
GROUND CLEARANCE BELOW CHASSIS	M1(MM)	76
GROUND CLEARANCE AXLE DISTANCE CENTER	M2(MM)	51
aisle width for pallets 1000x1200 crossways	AST(MM)	1400
aisle width for pallets 800x1200 crossways	AST(MM)	1400
TURNING RADIUS	WA(MM)	1800
TRAVEL SPEED,LADEN/UNLADEN	KM/H	7.7/8
LIFT SPEED,LADEN/UNLADEN	M/S	0--0.15/0--0.30
LOWERING SPEED,LADEN/UNLADEN	M/S	0--0.28/0--0.30
GRADEABILITY,LADEN/UNLADEN	%	5/10
DRIVE MOTOR RATING	KW	4.5 (AC)
LIFT MOTOR RATING	KW	4.5
BATTERY VOLTAGE,NOMINAL CAPACITY	V/AH	24/1100(770)
BATTERY DIMENSIONS L/W/H	MM	982x397x760(561)



ELECTRIC DRUM STACKER

MODEL	MHE-601
CAPACITY (KG)	350
MAX . LIFTING HEIGHT (MM)	1600
LIFTING SPEED (MM / STROKE)	20
LOWERING SPEED (MM / STROKE)	CONTROLLABLE
FRONT WHEELS SIZE (MM)	85 X 50
REAR WHEELS SIZE (MM)	180 X 50
OVERALL SIZE (MM)	1990X890X2000MM
BATTERY	EXIDE
DURATION & CHARGING	6 HOURS



DRUM STACKER/ LIFTER

MODEL	MHE-602
CAPACITY (KG)	500
MAX . LIFTING HEIGHT (MM)	1600
LIFTING SPEED (MM / STROKE)	20
LOWERING SPEED (MM / STROKE)	CONTROLLABLE
FRONT WHEELS SIZE (MM)	85 X 50
REAR WHEELS SIZE (MM)	180 X 50
OVERALL SIZE (MM)	1600MM TO 4000MM



DRUM TRUCK

MODEL	MHE-603
CAPACITY (KG)	300
MAX . LIFTING HEIGHT (MM)	400
LIFTING SPEED (MM / STROKE)	20
LOWERING SPEED (MM / STROKE)	CONTROLLABLE
FRONT WHEELS SIZE (MM)	485 X 50
REAR WHEELS SIZE (MM)	180 X 50
OVERALL SIZE (MM)	1025X915X1180MM



LOW - POSITION DRUM 500 KG

MODEL	MHE-604
LOAD CAPACITY -	500 KG
DIMENSIONS:	766 MM (LENGTH) X 604MM (WIDTH) X 989MM (HEIGHT)
WHEELS	NYLON WHEELS



LIGHT OIL DRUM TRUCK 350 KG

MODEL	MHE-605
LOAD CAPACITY	500 KG
DRUM LIFTING HEIGHT	300 MM
SELF WEIGHT	46 KG
WHEELS	NYLON WHEELS



MULTIFUNCTIONAL OIL DRUM TIPPER

MODEL	MHE-606
WHEELS	NYLON WHEELS
RATED LOAD	450 KG
LIFTING HEIGHT	1600 MM



DRUM STACKER (HEAVY U SHAPE)

MODEL	MHE-607
WHEELS	NYLON WHEELS
RATED LOAD	350 KG
MAXIMUM LIFTING HEIGHT OF DRUM	300 MM
INNER WIDTH OF LEGS	1085 MM



EAGLE- BEAK TYPE DRUM STACKER

MODEL	MHE-608
LOAD CAPACITY	500 KG
WHEELS	NYLON WHEELS
WHEEL TYPE	10 INCH RUBBER WHEELS
INNER WIDTH OF TWO WHEELS	480 MM ,
OUTER WIDTH OF TWO WHEELS	600 MM



HEAVY DUTY DRUM STACKER

MODEL	MHE-609
WHEELS	NYLON WHEELS
RATED LOAD	450 KG
DRUM LIFTING HEIGHT	1100 MM
INNER WIDTH OF LEGS	950 MM ,



MANUAL DRUM TROLLEY

MODEL	MHE-610
LOADING CAPACITY(KG)	300 KG
LIFTING HEIGHT	300 MM
MATERIAL	MILD STEEL
NO OF WHEELS	3 WHEELS
COLOR	BLUE (BASE)



PLASTIC TROLLEY

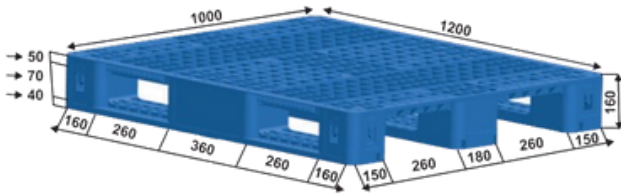
MODEL	MHE-701	MHE-702	MHE-703
MATERIAL	FIBER BODY	FIBER BODY	FIBER BODY
CAPACITY	150KG	300KG	600KG
PLATEFORM	2X3	2X4	3X4
COLOR	YELLOW	YELLOW	YELLOW
WHEEL TYPE	HEAVY FRENCH PLASTIC	HEAVY FRENCH PLASTIC	HEAVY FRENCH PLASTIC



IRON TROLLEY

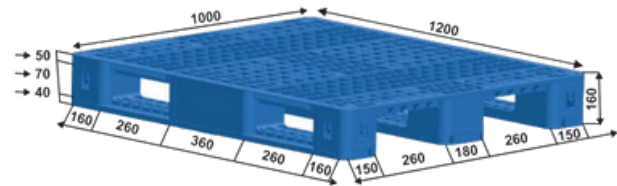
MODEL	MHE-704	MHE-705	MHE-706
MATERIAL	MS BODY	MS BODY	MS BODY
CAPACITY	150KG	300KG	500KG
PLATEFORM	2X3	3X4	4X3
COLOR	SILVER	SILVER	SILVER
WHEEL TYPE	PU	PU	PU

PLASTIC PALLET



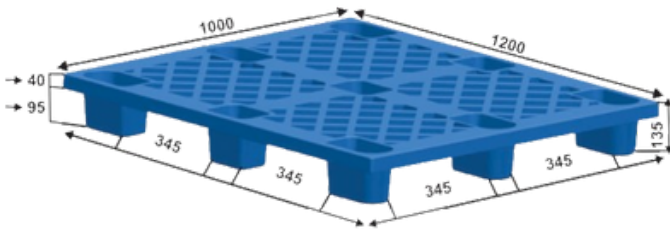
MHE-801

MATERIAL: HDPE/PP
 DIMENSION: 1200X1000X160 MM
 STATIC: 4000KG UNIFIED LOAD
 DYNAMIC: UPTO 1000KG UNIFIED LOAD
 RACKING: UPTO 1000KG UNIFIED LOAD
 TOP SURFACE: PERFORATED, 3 RUNNER
 COLOR: BLUE



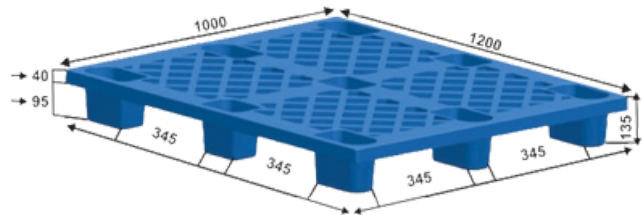
MHE-802

MATERIAL: HDPE/PP
 DIMENSION: 1200X1000X160 MM
 STATIC: 3000KG UNIFIED LOAD
 DYNAMIC: UPTO 750KG UNIFIED LOAD
 RACKING: UPTO 300KG UNIFIED LOAD
 TOP SURFACE: PERFORATED, 3 RUNNER
 COLOR: BLUE



MHE-803

MATERIAL: HDPE/PP
 DIMENSION: 1200X1000X135 MM
 STATIC: 2500KG UNIFIED LOAD
 DYNAMIC: UPTO 750KG UNIFIED LOAD
 TOP SURFACE: PLAIN TOP, 9 LEG
 COLOR: BLUE



MHE-804

MATERIAL: HDPE/PP
 DIMENSION: 1200X1000X135 MM
 STATIC: 2000KG UNIFIED LOAD
 DYNAMIC: UPTO 1000KG UNIFIED LOAD
 TOP SURFACE: PERFORATED, 9 LEG
 COLOR: BLUE, BLACK



SHYAM PLASTIC INDUSTRIES
 complete packing solutions
 Serving To Industry Since **1986**



We Focus on
 Time & Quality...

Address : Near SBI Bank, Opposite Oswal Street, Gill Road, Ludhiana-141003, (PB), India.
 Factory : B-29-536/14B, Indl. Area-C, Singla Road, Dhandari Kalan, Ludhiana-141014, (PB), India.
 Mobile No: +91-98762-00733, 98762-41555, 98142-15018
 Email : info@shyamplasticindustries.com, shyamplastic86@gmail.com
 Website : www.shyamplasticindustries.com

