

SIGNAL ISOLATORS

ISOLATING CURRENT TRANSMITTER / REPEATER / ISOLATION BARRIER / CONVERTER



**SIGNAL ISOLATOR: ISOLATING VOLTAGE TO CURRENT CONVERTER TRANSMITTER,
ISOLATING CURRENT TO VOLTAGE CONVERTER**

PRODUCT CODE:

VOLTAGE TO CURRENT: A-ISO-AC-V1-C1-S, A-ISO-DC-V1-C1-S

MILLIVOLT TO CURRENT: A-ISO-AC-MV-C1-S, A-ISO-DC-MV-C1-S

HIGH VOLTAGE TO CURRENT: A-ISO-AC-VH-C1-S, A-ISO-DC-VH-C1-S

ISOLATING CURRENT TO VOLTAGE CONVERTER: A-ISO-AC-C1-V1-S, A-ISO-DC-C1-V1-S

INPUT: 0-10VAC (V TO I CONVERTER), 4-20mA (I TO V CONVERTER)

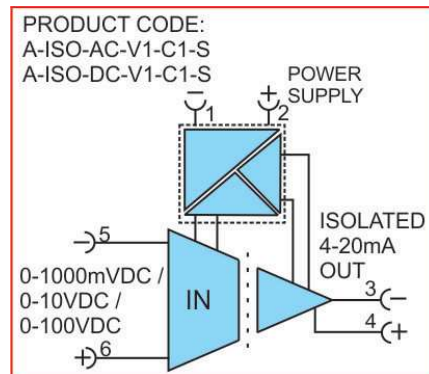
OUTPUT: ISOLATED 4-20mA (V TO I CONVERTER), ISOLATED 0-10VAC (I TO V CONVERTER)

POWER SUPPLY: CHOICE OF AC OR DC POWER SUPPLY

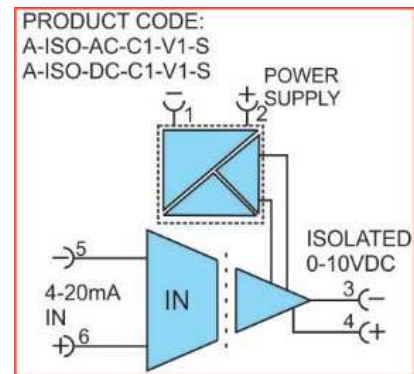
DC POWER SUPPLY: 16VDC TO 36 VDC, RECOMMENDED - 24VDC

AC POWER SUPPLY: 85VAC TO 265VAC, 50Hz / 60Hz

THRESHOLD VOLTAGE OF THE ISOLATION BARRIER: 5KV RMS



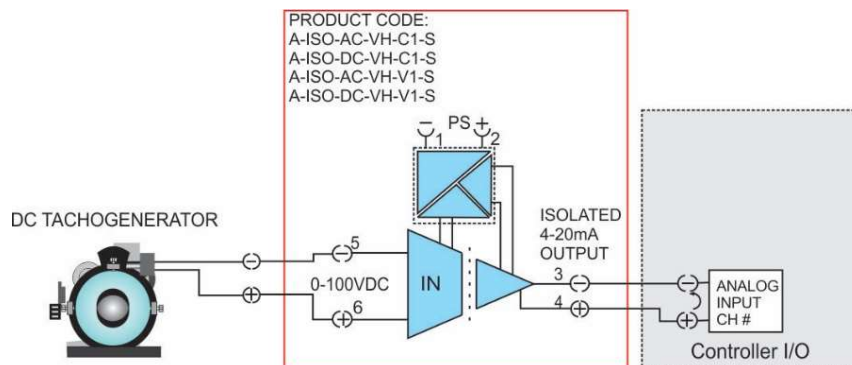
**VOLTAGE TO CURRENT CONVERTER
ISOLATING TRANSMITTER**



**CURRENT TO VOLTAGE CONVERTER
ISOLATING TRANSMITTER**

APPLICATION NOTE: (A-ISO-AC-VH-C1-S, A-ISO-DC-VH-C1-S) DC VOLTAGE ISOLATING CONVERTER TRANSMITTER CAN BE USED IN THE PLC / DCS INPUT LOOP OR OUTPUT LOOP, AS SHOWN IN THE EXAMPLES BELOW. DC TACHO GENERATOR HAVING 0-100VDC OUTPUT IS USED TO SENSE THE SPEED OF A PRIME MOVER, PLEASE TAKE NOTICE THAT THE SHIELDING IS ALWAYS GROUNDDED ON THE SIDE THAT RECEIVES THE SIGNAL.

PLC / DCS INPUT LOOP



SIGNAL ISOLATORS

DC OR AC CURRENT OR VOLTAGE ISOLATION BARRIERS, SIGNAL SPLITTERS, CT CONVERTERS, TEMPERATURE TRANSMITTERS

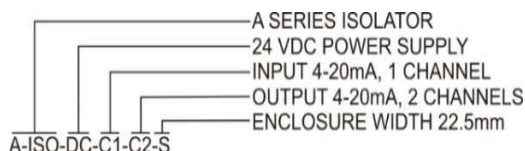


SIGNAL ISOLATOR SPECIFICATIONS: PRODUCT CODE: A-ISO-AC-V1-C1-S, A-ISO-DC-V1-C1-S, A-ISO-AC-C1-V1-S, A-ISO-DC-C1-V1-S

ENCLOSURE	:	MATERIAL OF CONSTRUCTION – ABS / NYLON, RECTANGULAR SHAPE, DIN RAIL MOUNTED
ENCLOSURE DIMENSIONS	:	W: 22.5mm
INGRESS PROTECTION	:	ENCLOSURE IS IP 40, SHOCK AND CONTAMINATION PROOF
FLAMMABILITY	:	FOR ENCLOSURE - CLASS V0 ACCORDING TO UL 94.
AMBIENT TEMP.	:	-20°C TO 55°C
POWER CONSUMPTION	:	1W MAXIMUM
CHOICE OF AC OR DC POWER SUPPLY	:	DC: 16 TO 36 VDC, WE RECOMMEND 24 VDC STANDARD POWER SUPPLY. AC: 85 TO 265VAC, 50 / 60HZ, 110 OR 230VAC STANDARD PS RECOMMENDED.
AUXILIARY POWER SUPPLY	:	NOT AVAILABLE IN THIS MODEL
POWER SUPPLY ISOLATION BARRIER VOLTAGE	:	3 POINT, AC OR DC POWER SUPPLY INTERNALLY ISOLATED FROM INPUT AND OUTPUT PS. THRESHOLD VOLTAGE OF ISOLATION BARRIER IS 5KV RMS
ISOLATION TYPE	:	OPTICAL
INPUT SIGNAL	:	VOLTAGE TO CURRENT: 0-10VDC, 0-1000mVDC, 0-100VDC CURRENT TO VOLTAGE CONVERTER: 4-20mA
LOOP VOLTAGE DROP PROTECTIONS	:	5VDC DROP ACROSS INPUT, FOR 4-20MA INPUT CIRCUITS. REVERSE LOOP PROTECTION FOR DC POWER SUPPLY, EMI & RFI FILTERS FOR INPUT SIGNAL
OUTPUT SIGNAL	:	VOLTAGE TO CURRENT: 4-20mA CURRENT TO VOLTAGE CONVERTER: 0-10VDC
MAX OUTPUT LOAD	:	600 OHMS PERMISSIBLE RESISTIVE LOAD FOR CURRENT OUTPUT
MAX NON-LINEARITY	:	±0.1% WITH RESPECT TO FULL SCALE RANGE AT MAXIMUM AMBIENT TEMPERATURE.
OUTPUT CALIBRATION	:	A-ISO RANGE OF PRODUCTS: ON FASCIA, ZERO, AND SPAN ADJUST BY TRIM POT. A10ISO RANGE OF PRODUCTS: ON FASCIA, ZERO, AND SPAN ADJUST BY KEYBOARD

DECODING ISOLATOR PRODUCT CODE:

Item Description	Item Code	Item Specification
Product	A-ISO	Isolators have Analog Circuitry with Zero, and Span adjust by Trim pots.
Description	A10ISO	A-10 Series Isolators have a Micro Controller based Circuitry with a keyboard.
Power Supply	DC / AC	Power Supply Voltage 16-36VDC recommended 24 VDC or Voltage 85 to 265 VAC.
	AP24	24 VDC Auxiliary Power Supply for Two Wire Transmitter.
	XX	No External Power Supply is required, this current isolator is loop-powered.
Input / Output Combinations	C# / V# / U# / R# / RT# / TC& / VH / M# / LTCT / HTCT / AMV / AVH / F / FH	C is 4-20mA, V is 0-10VDC, U is Universal, R is Resistance (0-1000 Ohms), RT is 3W-RTD-PT100, RT4 is 4W-RTD-PT100, RTK is 4W-RTD-PT1000, TC& is Thermocouple, here "&" is replaced by J / K / B / S / R / T for TC Type, VH 0-100VDC, M is 0-1000mVDC, LTCT is Low Tension CT, HTCT is High Tension CT, AMV is 0-1000mVAC, AVH is for 0-100VAC, F is for 0-10KHz @ 1 to 10V, FH is for 0-10KHz @ 20-100VAC
Number of Channels	#	Here "#" is the number of Input or Output Channels. Ex: C1 means 1 Input or Output and C2 means 2 Inputs or Outputs, similarly V1 or V2.
Enclosure	S	Standard 22.5mm Width.
	M	Medium 45mm Width.



PLEASE CHECK THE DATASHEETS AND APPLICATION NOTES FOR VARIOUS ISOLATION PRODUCTS AND ORDERING INFORMATION.

PLEASE VISIT OUR WEBSITE www.yutechautomation.com.

CHANNEL PARTNER:

YU Technologies Pvt. Ltd.

HO & Works: B 8/5, MIDC, Miraj, 416 410, Distt: Sangli, Maharashtra, India.

T: +91 233 2644042, +91 916 832 4851, +91 916 832 5127 / 8.

E: info@yutech.in; sale@yutech.in

W: www.yutech.in; www.yutechautomation.com