

# Wireless IP-HD Megapixel Series

Model: **iV-DA2WSDA-WF**



**iV-Pro Model:** iV-DA2WSDA-WF is a Indoor 2 Megapixel 1080p Full iP-HD Wireless Security Camera with the next generation Sony IMX 322 Series image processing solution engineered to provide extremely crisp and clear images at minimal bandwidth. This Series includes a wide range of high performance lens that are built to deliver exceptional video images with true vivid colors and wide and clearer night vision, thanks to the new Array IR technology that promises better results and a longer life span for wireless cameras. Perfect standalone surveillance Wi-Fi camera with built in features such as memory card support, microphone and speaker for 2 way communication with hot spot options and easy configurations for setting up with your wireless router.


## Features

- 2 Megapixel 1080p Full HD Resolution with Array IR up to 25 Meters
- H.265+Ai Compression with low bandwidth data for longer recordings
- Fixed 3MP 3.6mm CS lens with advanced IR-Cut for better night vision
- In built Microphone audio and speaker for two way communication
- Supports SD-Card up to 128GB for recording within the camera
- Wi-Fi enabled and easy set up configuration with iV-Pro 4G App
- Advanced Face Detection and Human Detection Mobile Alerts
- Indoor multi-axis ceiling or wall mountable with RJ45 and 12V DC
- Compact High quality structure design for Indoor use only

## Technical Specifications:

Model	iV-DA2WSDA-WF
Image Sensor	2MP 1/3" Sony IMX 322 low illumination CMOS sensor ,color 0.01Lux@F1.2,black/white 0.001Lux@F1.2
Resolution	1920*1080 , 2 Megapixels
Network Interface	1*RJ45 10/100M adaptive Ethernet port; Wi-Fi 802.11 b/g/n
Reliability	7 * 24 hours 65 °C high temperature stable and reliable testing (including mounted machine testing)
Video Compression & Frame Rate	H.265 & H.265++, Supports dual stream 1920*1080(12fps),1280*720(15fps);sub-stream: 704*576(15fps)
Video Bit Rate	0.1Mbps~8Mbps variable;1~30f/s variable
Lens Type	3MP 3.6mm CS Fuji FX Proline Glass Lens
Array or SMT LEDS & Audio	2 Array IR Led with IR-Cut; Microphone and Speaker
Array or SMT illumination Distance	25 Meters
White Balance	Auto / Day / Night / Customized
Back Light Compensation & Memory	BLC / WDR; SD Card up to 128GB supported
Exposure Mode	Manual / Low noise / Low motion blur / Auto Ranges from 1/3 to 1/10000
Snapshot	Maximum 1 snapshot per second, saved as a JPEG.
Video Setup & Information	Supports parameter setup such as brightness and contrast, Channel title; Time title; Motion detection; Privacy mask
Motion Detection	Sensitivity level ranges from 0 to 100; Activation event: Video storage; Image snapshot; Log; Email function
Security	Up to 20 users, Multiple User Access levels with password protection
Automatic Electronic Shutter	Auto / Manual (1/3~1/10000 s)
Web Browser	Microsoft® Internet Explorer® 6.0 or later; Mozilla Firefox®; Google Chrome™
Supported Protocols	IPv4/IPv6, HTTP, HTTPS, SSL, TCP/IP, UDP, UPnP, ICMP, IGMP, SNMP, RTSP, RTP, SMTP, NTP, DHCP, DNS, PPPOE, DDNS, FTP
Smart Phone & Tablet Compatibility	IOS; Android™
Standards	ONVIF Profile, CE, FCC
Day / Night	Auto (ICR) / Color / B&W
Automatic Gain Control	Auto / Manual
Power Consumption	DC12V/2A input, power consumption: 10Watts (Max)
Operational Temperature & Rating	-4°F to +140°C (-20°C to +60°C), IP65 Casing
Weight & Construction	0.65 kg, Housing: Plastic Heavy Casing Molded Color: White

## Dimensions & Connection Diagram:



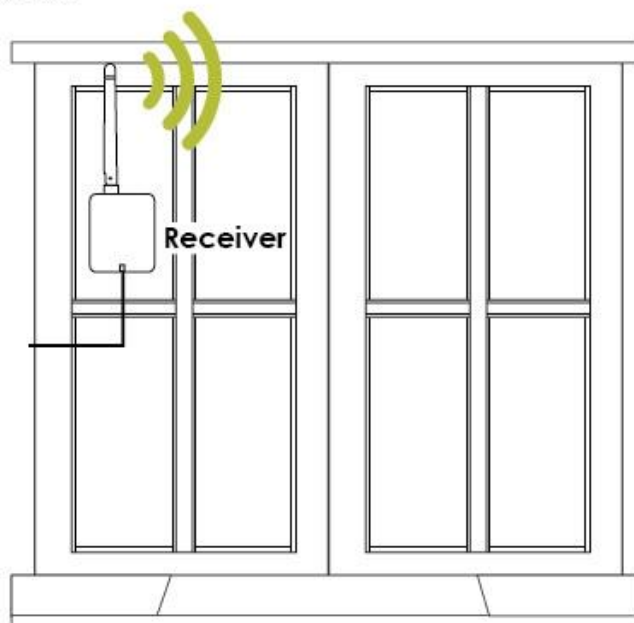
## Clear line of sight between camera and receiver



**Distance:** How far apart should be the camera and the Wireless receiver or Wireless Router ? A typical wireless camera has a range between **250 to 500 feet in an open field** (with line of sight between antennas). The range is between **100 to 165 feet or less in an indoor environment**, depending if there are walls or obstructions between the camera and receiver. Move the camera and receiver closer together.

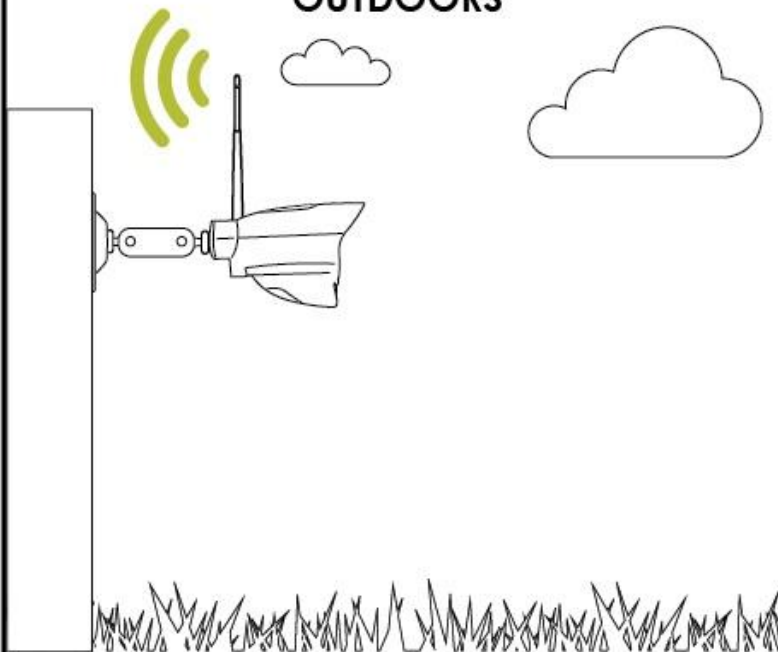
**Obstructions:** You should **maintain line-of-sight between the camera and the receiver** if possible or limit the amount of obstructions (e.g. walls or tree branches) between the camera and the receiver.

## INDOORS



**Attach receiver to a window for a clear line-of-sight to an outdoor camera**

## OUTDOORS



While installing Outdoor Wireless Cameras if your wireless router is not able to receive the signal inside the house due to long distance with walls and other obstructions, you could try installing another wireless repeater to a window of your house or office, so you can get better signal strength and the repeater can be connected wirelessly or wired to your main router.

✉ info@ivpro.in 🌐 www.ivpro.in



scan this QR Code

 **Customer Care**  
care@ivpro.in



**RoHS**

Specifications are subject to change without notice.  
iV-Pro is a trademark of iView Technologies Co, India & Hongkong.  
Copyright 2017 iView Technologies Co. All rights reserved.