


## DIGITAL PUMP CONTROLLER FOR ONLINE/ INLINE PIPE WATER SENSOR (IPWS)

Supreme's digital pump controller is designed with advanced technology of microprocessor-based system. It is the safest and complete failure proof solution for long life and trouble free operations of the pumps. Our design criterion has been built-in absolute reliability for entire life of the equipment at affordable prices.



### WHY SUPREME'S PIPE WATER SENSOR ?

Automating and protecting in-line pumps is a difficult task. The Pipe water Sensor senses the presence of water in the pipeline and starts the pump automatically. It also senses when there is no water in the pipe line, and switches pump OFF saving it from burning due to dry run.

With the help of this revolutionary product, the entire process can be automated. No need of manual operations.

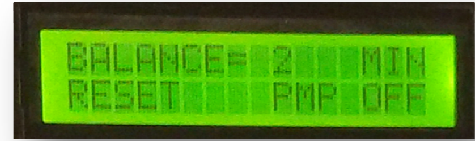
### UNITS USED IN CONTROLLER

- Pipe Water Sensor
- Programmable Timer
- Controller
- High Voltage Protection
- Digital Display- Preset Time, Balance Time, Current Voltage
- Rotating Knob to set preset time.
- Start button/ reset Button to start the time.

## **FEATURES**


Working:

1. Rotate the knob to set the preset time
2. Press Start/Reset Button
  - a. to activate the water sensor
  - b. restart the timer.
  - c. Reset the time
3. As soon as water sensor senses water supply for more than 10sec. (ensuring regular/continuity of water), it will
  - a. Switch on the motor-pump
  - b. Switch on the timer.
  - c. LCD display will show the “BALANCED TIME= min” , “WATER” and “PMP ON” will be displayed.
4. If the water supply is disrupted water Sensor will give no water signal to the controller
  - a. Motor-Pump will be switched off
  - b. Timer will stopped, balanced time will be kept in its memory.
  - c. LCD display will show the “BALANCED TIME= min” , “NO WTR” and “PMP Off” will be displayed.
5. When the water supply is resumed,
  - a. Motor-pump will be started
  - b. timer will also start
  - c. LCD display will show the “BALANCED TIME= min” , “WATER” and “PMP ON” will be displayed.
6. Motor pump will run for the predefined time and will stop automatically.



## **USER BENEFITS**

- a. Running the pump for predefined time
- b. No dry running of pump, saves electricity
- c. No wastage of water, saves water.
- d. Protect motor-pump from High Voltage.
- e. No need to wait for water supply timings for starting pump.
- f. Senses presence / absence of water in pipe and passes signal to the controller for start or stop of pump set.
- g. Complete system is maintenance free.
- h. Compact in size.
- i. Easy to install.




## **AUTO/ MANUAL MODE**

Works on auto / Manual mode

### **LED INDICATORS FOR**

MAINS ON      GREEN

PUMP ON      RED



### **SPECIFICATIONS**

Mounting Arrangement      :      Wall Mounted

Input voltage                      :      230 V

Maximum Current                :      15 A

Frequency                              :      50 Hz

Suitable for standard 0.5 to 1.5HP pump motors

**Er. ASHISH BAWA**

**[erashishbawa@gmail.com](mailto:erashishbawa@gmail.com)**

**skype: ashish.bawa7**

**09313754321**

**SUPREME INTERNATIONAL**

**--- WE AUTOMATE ---**

4772-4773, T-1, 3RD FLOOR, DARYA GANJ, NEW DELHI-110002

**[WWW.SUPREME-INTERNATIONAL.COM](http://WWW.SUPREME-INTERNATIONAL.COM)**

**[WWW.WIRELESS4U.IN](http://WWW.WIRELESS4U.IN)**