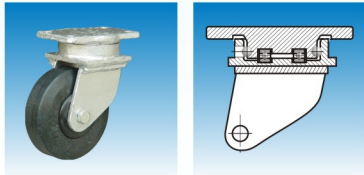


KARMIC has gained recognition as the manufacturers of high quality product, which are relied upon by the Industry for being **technically ahead**. Our commitment to deliver the best material at the most cost effective prices has ensured total customer satisfaction over the years.

Our new range of **KARMIC SF Series forged steel castors** with thrust bearing is a product of revolutionary concept of heavy duty castor wheel assembly. It has been designed for moving critical loads, in the smoothest possible manner, for very long service life under tough conditions, for any conceivable type of application.



SF Series Forged Steel Swivel Castor with Thrust Bearing



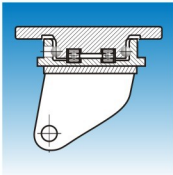
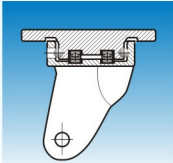
SF Series Mahashakti Forged Steel Swivel Castor with Thrust Bearing



SF Series MS Plate Fabricated Fixed Castor



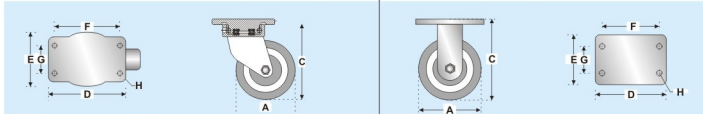
SF Series Mahashakti MS Plate Fabricated Fixed Castor



WHEEL MATERIAL

PPW	PPCP White	PC(Coupling)	UHM Polymer Comm. with CI Coupling
PPW(RIB)	PPCP White Ribbed	PC(Adopter)	UHM Polymer Comm. with Adopter Attachment
PPW(T-TYPE)	PPCP White Light (T)	PC(Flange)	UHM Polymer Comm. with Flange Attachment
PPW(S-TYPE)	PPCP White Light (S)	RBPH	Rubber Bonded on Polymer Hub
PPW(CIH)	PPCP Moulded on CI Hub	RTR	Rubber Tyre on Rim
PPW(ROLLER)	Roller Wheel Moulded on CI Hub	RBCI	Rubber Bonded to CI Hub (Heavy)
PC	UHM Polymer Comm.	RBCI(H)	Rubber Bonded to CI Hub (Light)
PC(Hub-H)	UHM Polymer Comm. (with CI Hub H-type)	PUNH	Poly Urethane on Nylon Hub
PC(Hub-L)	UHM Polymer Comm. (with CI Hub L-type)	CI	Cast Iron Wheel

SPECIFICATIONS



WHEEL DIA (inch/mm) A	TREAD WIDTH (inch/mm) B	CASTOR		HEIGHT (mm) C	PLATE SIZE (mm) D x E	BOLT HOLE CENTRE (mm) F x G	BOLT HOLE DIA (mm) H	APPROX. LOAD CAPACITY FOR IDEAL WORKING CONDITION (kgs.)				
		FORK BASE	CODE					RBCI	PPWR	PPWS	PC	CI
4" (100)	1.1/2" (38)	ROUND	LRF	140	125 x 85	100 x 50	13	100	105	125	160	200
4" (100)	2" (50)	SQUARE	LSF	140	125 x 85	100 x 50	13	150	160	200	215	250
6" (150)	1.1/2" (38)	SQUARE	LSF	190	125 x 85	100 x 50	13	150	170	220	275	350
6" (150)	2" (50)	SQUARE	LSF	190	125 x 85	100 x 50	13	170	200	250	300	400
6" (150)	2" (50)	ROUND	HRF	200	150 x 105	120 x 60	14.5	175	225	275	350	450
6" (150)	3" (75)	SQUARE	HSF	200	150 x 105	120 x 60	14.5	225	250	325	400	500
8" (200)	2" (50)	ROUND	HRF	250	150 x 105	120 x 60	14.5	225	250	325	400	500
8" (200)	3" (75)	SQUARE	HSF	250	150 x 105	120 x 60	14.5	275	325	400	500	600
10" (250)	2" (50)	SQUARE	HSF	300	150 x 105	120 x 60	14.5	275	325	400	500	600

* All capacities relevant to non-powered applications.
** Design and specifications subject to change without notification.

KARMIC SF Series forged steel castors are made from heavy steel forging and is a vast improvement over conventional forge steel castors. The design has the Base and Swivel assembly interlocked by a precision machined ball race and an additional thrust bearing is provided to uniformly divide the thrust load eliminating over stressing of the interlocking ball race, resulting in a higher load carrying capacity, improvement in the swivel action and increasing the service life of Castor.

The thrust bearing and steel balls are fully enclosed in a grease bath having retaining seals and nipple, therefore the castor requires negligible maintenance, *Giving more value for your money.*

SERIES	ITEM	CODE	CONFIGURATION	
Castors	Swivel 4" x 1.1/2"	SF 415 SW	6" X 2"	
	Fixed 6" x 2"	SF 62 FX		
	Fixed 6" x 2"	SF 62 SW		
Wheels	AS PER TABLE-A		WHEEL MATERIAL	PPW
Wheel Bearing	Ball Bearings Nylon Bush Sintered Bushes None (Pilot Bore)	BB NB SB PB	WHEEL BEARING	BB
Accessories	Polymer Thread Guards Metallic Thread Guards Grinder Finished Bush Circlips	PTG MTG GB CIR	ACCESSORY 1	CIR
			ACCESSORY 2	GB
			ACCESSORY 3	MTG

- NOTE:**
- For trolley wheels without bearings, please indicate bore size.
 - Wheels can also be made as per your specification/drawing/sample.
 - C.I. Hub Insert for wheels, is our speciality.

SF/62/SW/HRF/PPW/BB/CIR/GB/MTG
i.e. SF Series forged Steel 6" x 2" Swivel (HRF) Castor with PPCP White Solid wheel with Ball Bearing, Circlip, Grinder Finished Bush and Metallic Thread Guard.
* If fixed castor required replace SW with FX.
** SW denotes Swivel & FX denotes Fixed.



Dual Wheel on Taper Roller Bearing Construction



Dual Wheel on Thrust Bearing Construction



SF Series Forged Castor with Direction and Wheel Lock



Super Quality Castor with Direction Lock



SF Series Swivel Castor with "Shock Absorber"



SF Series Fixed Castor with "Shock Absorber"