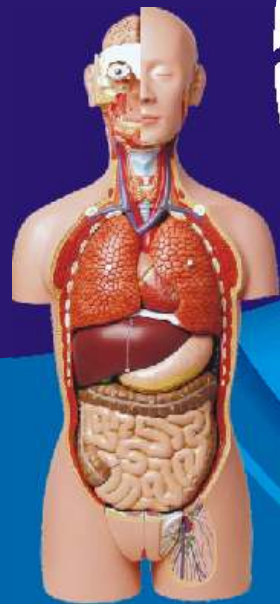


January, 2024



# NURSING & MEDICAL

## CATALOGUE



WORLD  
FOR A BETTER  
NECESSARY IS  
DEVELOPMENT  
SKILL



### CHARTS ON

- Nurse Training
- Yoga & First Aid
- Food & Nutrition
- Health & Hygiene
- Human Physiology
- Genetics & Evolution
- Science & Technology

### MODELS ON

- Nurse Training
- Delivery Training
- Suturing Training
- Injection Training
- Trauma Simulator
- Torso & Manikin
- Joints & Skeleton
- Community Health
- Physiology & Anatomy
- CPR

# CONTENTS

ITEM	Page
Important Nursing Charts .....	1
New Medical & Nursing Charts - Digitally Printed .....	1-4
Bones & Skeleton Models .....	5-16
Skeleton (M/F/with Muscles/Disarticulated/Fetal etc. ....	5-7
Leg/Arm Bones, Bone Microstructure, Auditory Bones .....	7
Skull Models, 5 year Child Skull Model, Fetal Skull Model, Build Your Anatomy Models .....	8-10
Vertebral Column with Pelvis/Pelvis & Femur Head, Didactic Vertebral Column, Thoracic Vertebrae Models .....	11
Osteoporosis Model, Lumbar, Vertebrae Degeneration .....	12
Prolapsed Vertebrae, Cervical Spine (with Occipital Bone, Nerves & Muscles).....	12
Pelvis, Pelvis with Muscles & Organs / Genitals .....	13
Joints Models, Palm & Foot, Joint Section Models.....	14-16
Human Torso Model .....	17-20
Torso, Visible Expectant Mother Kit.....	17
Mini Torso, Muscular Figures.....	18
Sliced Head (MRI Views) Model, Head & Neck Models .....	19
Muscular Arm/Leg Models .....	20
Eye.....	20
Dental Models.....	21
Dental Care, Teeth in Oral Cavity, Lower Jaw, Teeth Pathologies, Dental Caries, Typodont Model .....	21
Digestive System & Related Models.....	22-24
Digestive System, Caecum & Appendix, Villi, Rectum Pathologies Model.....	22
Alimentary Canal (Oesophagus/Stomach/Duodenum/Small Intestine/Large Intestine/Rectum) Wall Models .....	23
Liver Pathologies, Diabetes.....	23
Liver, Stomach, Pancreas .....	24
E.N.T. ....	25-26
Labyrinth with Ossicles, Auditory Bones, Ear, Model of Head, Nasal cavity, Larynx, Thyroid Disease.....	25
Nose, Mouth & Throat Cavities Models, Tongue and Larynx Model 5 Parts .....	26
Respiratory System .....	26-27
Respiratory System, Alveoli Model .....	26
Respiratory System 7 Parts, Larynx, Heart & Lung Model, Transparent Lungs .....	27
Heart & Circulatory System.....	28-29
Circulatory System, Hypertension, Fetal Circulation, Blood Groups.....	28
Heart Models, Blocked Artery Models .....	28-29
Brain, Nervous System & Related Models .....	29-30
Nervous System, Neuron Model.....	29
Brain Models, Spinal Cord, Reflex Arc.....	30
Skin.....	31
Skin Models, Skin Cancer, Skin Acne, Skin Burn.....	31
Excretory System & Related Models .....	32-33
Male/Female Urogenital, Excretory/Urinary System.....	32
Kidney Models, Kidney Microstructure .....	32-33
Reproductive System & Related Models.....	33-35
Male/Female Reproductive System.....	33
Male/Female Pelvis Section Models.....	33-34
Male/Female Genital Organs, IUD Training .....	34-35
Female Contraception Practice Simulator, Male Condom Training Model .....	35
Gynae & Obstetric Models.....	35-42
Female Pelvis Section (4 Parts), Ovary, Embryo, Placenta, Fetus, Breast, Breast Pathologies.....	35-37
Fertilization Process Simulator, Embryogeny Models, Uterus .....	37-38
Uterus Ovary Model, Uterus Ovary Pathologies, Cleft Lip & Palate, Spina Bifida.....	38
Fetal Development, Birth Demonstration, Gestation Month Model (Fifth, Seventh) .....	38-39
Advanced Delivery Mechanism Simulators .....	39-40
Gynaecological Examination/Training.....	40
Advanced Delivery & Emergency Simulator .....	41
Vacuum Delivery, Leopold Maneuvers / Meternity Examination Simulators, Vulva Suturing .....	42
Labour Delivery Simulator .....	42
Paediatrics Models.....	43
Infant Model Male, New Born Baby Models .....	43
Nursing Manikins .....	44-47
Advanced Nursing Baby Manikin, Ad. Multi Functional Child Unisex Manikin .....	44
Multi Functional Nursing Manikin .....	44-45
Multi-Functional Nursing Simulator (Male)/(Female) .....	45
Full Functional Elderly Female Manikin, Basic Combination Nursing Manikin .....	46

# CONTENTS

ITEM	Page
Ad. Nursing & Wound Care Manikin Male .....	47
<b>CPR Manikins .....</b>	<b>48-51</b>
Ad. Infant CPR Training Manikin .....	48
Infant Obstruction & CPR Model, Neonatal Endotracheal Intubation Model.....	48
Ad. Full Functional Neonatal Nursing & CPR Manikin .....	48
Full-Functional Child CPR and Nursing Manikin (5 Years), Ad. Child CPR Training Manikin with Monitor .....	49
AED Trainer, CPR Training Manikin Adv. (Torso).....	49
Half-Body CPR Training Manikin, Adult CPR and Intubation Training Manikin Half-Body with Monitor .....	50
Ad. Adult CPR Training Manikin .....	51
<b>Medical Models .....</b>	<b>51-57</b>
Advanced Trauma Simulator.....	51
Advanced Trauma Evaluation Model .....	51
Advance Nursing Training Manikin for Simulation of Fracture .....	52
Surgical Suturing & Bandaging Simulator, Forearm Pad For Intravenous Injection .....	53
Intradermal Injection Pad, Multi-Functional Injection Pad, Child IV Training Arm .....	53
Pediatric Venipuncture Arm, Multi Functional Intravenous Injection Arm Model.....	53-54
Full-Functional Vein Injection Arm, Basic I.V. Training Arm .....	54
Airway Intubation, Tracheotomy & Endotracheal Intubation Model .....	55
Advanced Surgical Suture Arm/Leg, Electronic Catheterization & Enema Model (Unisex) .....	56
Diabetic Foot Nursing Simulator, Catheterization Training Simulator (Male/Female).....	56
Intramuscular Injection Training, Breast Inspection/Examination, Suturing Skin Pad.....	57
<b>Community Health Nursing Models.....</b>	<b>57-58</b>
Community Health Bag.....	57
Community Hygiene, Environmental Sanitation.....	58
<b>Veterinary Models .....</b>	<b>59-60</b>
Cow/Dog/Fowl Skeleton, Bony Fish Gen. Anatomy, Cow Digestive/ Uterus.....	59
Dog Blood Circulation/ Respiratory/ Heart/Liver.....	59
Dog/Cat Skeleton (life Size), Dog/Cat/Chicken/Rabbit Dissection, Frog Dissection.....	60
<b>Histology &amp; Biomolecules Models .....</b>	<b>61-62</b>
DNA, Smooth/Cardiac/Skeletal Muscle Fibre Models, Mitochondria, Chloroplast, Bacterium.....	61
Animal Cell, AIDS Virus, Rabies Virus, Influenza Virus, Plant Cell .....	62
<b>Visual Teaching Aids.....</b>	<b>62-63</b>
<b>Biology Models .....</b>	<b>64</b>
Botany Models, Models of Flowers, Zoology Models.....	64
<b>Anatomy Models.....</b>	<b>65-66</b>
<b>Charts.....</b>	<b>67-77</b>
Detailed Human Physiology Charts .....	67-68
Health, Hygiene & Sanitation .....	69-70
Yogasan Charts.....	71
Charts on AIDS, Chemistry Lab Display Charts.....	72
First Aid Charts .....	73
Genetics & Evolution Charts, Disaster Management Charts .....	74
Charts on Food & Nutrition, Environmental Science Charts.....	75
Science & Technology Charts.....	76-77
<b>Photos.....</b>	<b>78-79</b>
Great Scientists.....	78
Pharmacy Teaching Photos, Medical Milestones.....	79

**-: Please Note Our Important Registration Numbers :-**

**MSME Regn. No.: UDYAM-DL-06-0010938**

**IEC: 0599055103**

**NSIC Regn. No.: NSIC/GP/DEL/2023/104876**

**GSTIN: 07AAAFN3555B1ZP**

**Factory Licence No.: NFL1120111387**

**PAN No.: AAAFN3555B**

## PLEASE NOTE

- To avoid delay in the execution of your order, please be careful as to mention:
  - The code number of the chart or model required by you.
  - Your complete address including pincode.
  - Your preferred transporter and their branch.
- GST : GST as applicable is included in the prices displayed. Packing, forwarding and transporting charges are extra. Please note that these price are not M.R.P.
- We have introduced GST codes in our catalogue- A and B. These are mentioned along with every price. GST code A means that the product is taxable @18% and GST code B means that the product is taxable @12%.
- Please mention very clearly your exact requirements mentioning either the cost or our catalogue page no. and serial no. This will help us in processing your indents at a faster speed.
- Images shown in the catalogue are for reference only. It may differ in colour or shade from the actual product.
- All disputes subject to Delhi Courts Jurisdiction only.



# IMPORTANT NURSING CHARTS

Size 51 × 66 cm

Rigid lamination on board with aluminium frame

Price Rs. 896.00 (B) Each

Flexible lamination and fitted with rollers

Price Rs. 504.00 (B) Each

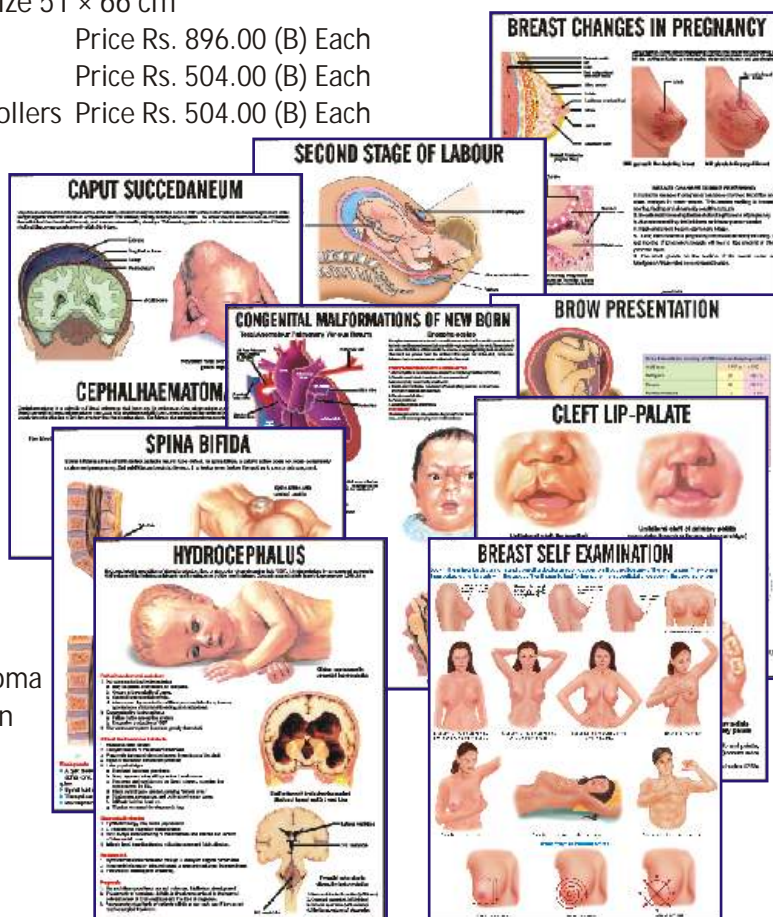
Non-Tearable Non-Reflective Synthetic paper with rollers

Price Rs. 504.00 (B) Each

## CODE NO.

## NAME OF THE CHART

INC01	Breast Changes in Pregnancy
INC02	Uterine Changes in Pregnancy
INC03	First Stage of labour
INC04	Second Stage of labour
INC05	Third Stage of labour
INC06	Complete Breech Presentation
INC07	Incomplete Breech Presentation
INC08	Foot Presentation
INC09	Shoulder Presentation
INC10	Face Presentation
INC11	Brow Presentation
INC12	Twin Pregnancy
INC13	Placenta Praevia
INC14	Caput Succedaneum, Cephalhaematoma
INC15	Congenital Malformation of New Born
INC16	Cleft lip-Palate
INC17	Spina Bifida
INC18	Hydrocephalus
INC19	Anencephalus
INC20	Breast Self Examination



# NEW MEDICAL & NURSING CHARTS - DIGITALLY PRINTED

Size : 51 x 66 cm

Rigid lamination on board with aluminium frame

Price Rs. 896.00 (B) Each

Flexible lamination and fitted with rollers

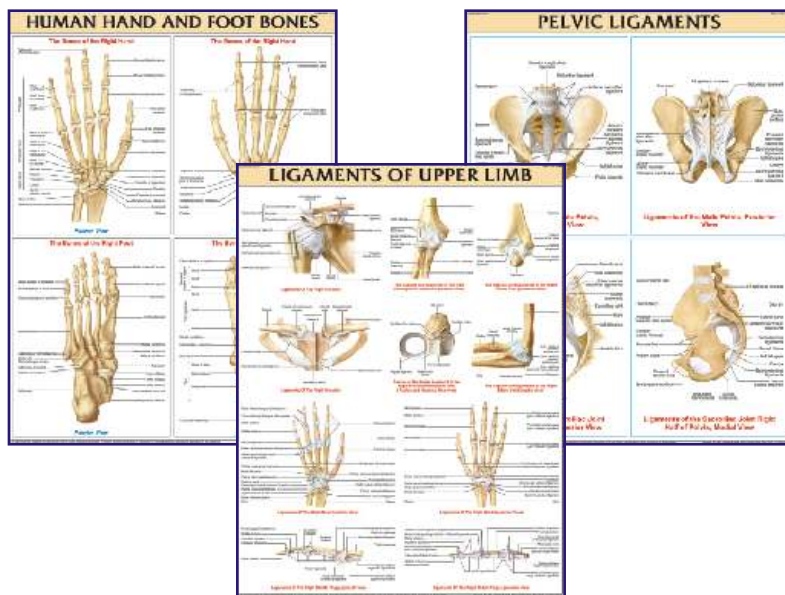
Price Rs. 504.00 (B) Each

Non-Tearable Non-Reflective Synthetic paper with rollers

Price Rs. 504.00 (B) Each

## ORTHOPAEDICS

DMN001	Human Skeleton
DMN002	Different Types of Joints
DMN003	Different Types of Vertebra, Atlas
DMN004	Different Types of Vertebra, Axis
DMN005	Different Types of Vertebra, Cervical
DMN006	Different Types of Vertebra, Thoracic
DMN007	Different Types of Vertebra, Lumbar
DMN008	Different Types of Arm Bones
DMN009	Different Types of Bones, Scapula
DMN010	The Pelvic Girdle
DMN011	Different Types of Leg Bones
DMN012	Human Hand & Foot Bones
DMN013	Ligaments of Spinal Column
DMN014	Ligaments of Upper Limb
DMN015	Ligaments of Lower Limb
DMN016	Pelvic Ligaments
DMN017	Hip and Knee <b>NEW</b>
DMN018	Vertebral Column <b>NEW</b>



Rigid lamination on board with aluminium frame  
Flexible lamination and fitted with rollers  
Non-Tearable Non-Reflective Synthetic paper with rollers

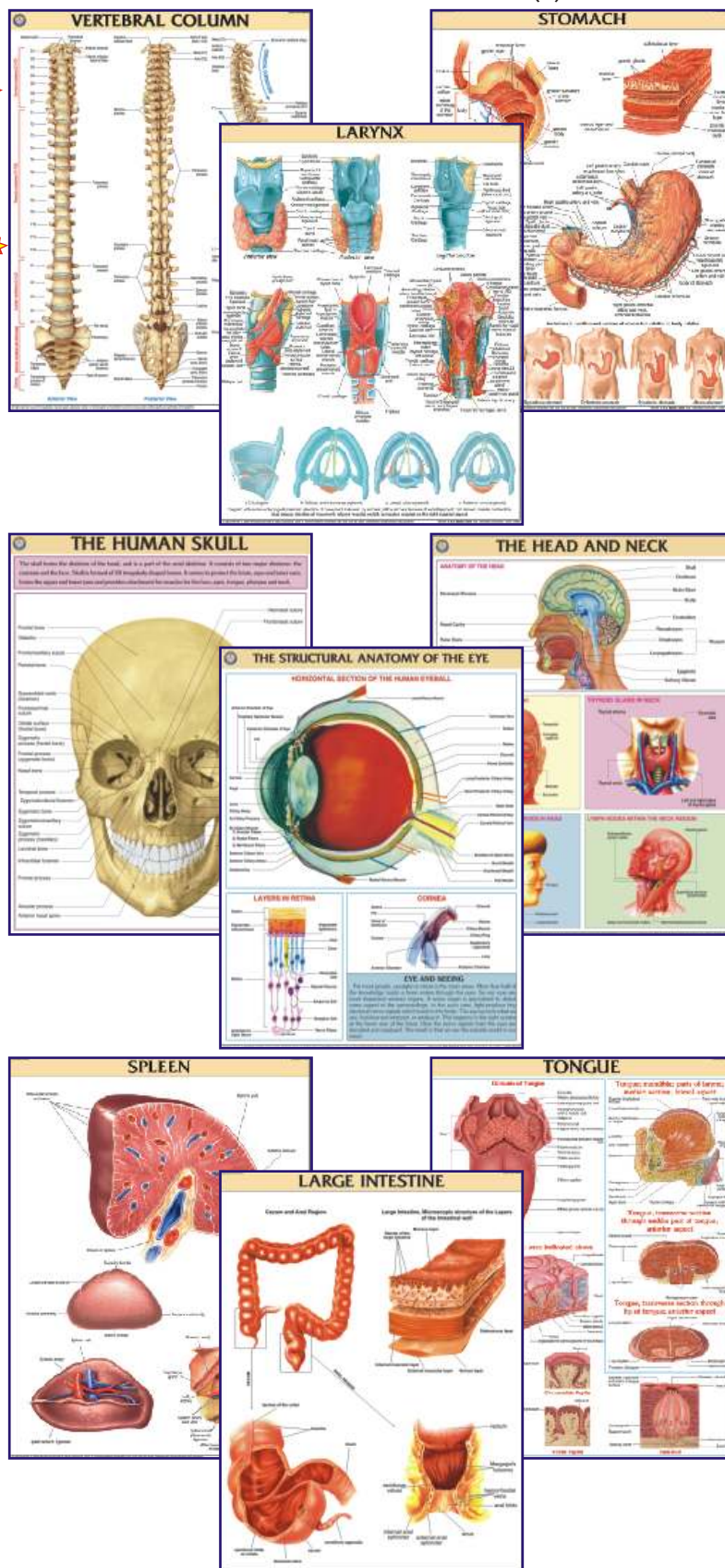
Price Rs. 896.00 (B) Each  
Price Rs. 504.00 (B) Each  
Price Rs. 504.00 (B) Each

## ORTHOPAEDICS

- DMN019 Bone: Structure & Formation **NEW**
- DMN020 Rib, Vertebrae, System & Hyoid Bone **NEW**
- DMN021 The Human Skull **NEW**
- DMN022 Skull External and Internal Surfaces **NEW**
- DMN023 Temporomandibular Joint (TMJ) **NEW**
- DMN024 The Shoulder and Elbow (Ligament) **NEW**
- DMN025 Shoulder, Arm, Elbow, Forearm & Hand **NEW**
- DMN026 The Hand and Wrist (Ligament) **NEW**
- DMN027 Male, Female pelvis, Sacrum, Coccyx, Hip and Knee **NEW**
- DMN028 Hip Thighs Knee and Leg **NEW**
- DMN029 The Foot and Ankle (Ligament) **NEW**
- DMN030 Ankle & Foot **NEW**
- DMN031 Bones of the Pelvis and Lower Limb **NEW**

## ANATOMY & PHYSIOLOGY

- DMN100 Dentition - Teeth Types
- DMN101 Mammalian Skin V. S.
- DMN102 Trachea
- DMN103 Larynx
- DMN104 Oral Cavity
- DMN105 Stomach
- DMN106 Pancreas
- DMN107 Spleen
- DMN108 Small Intestine
- DMN109 Large Intestine
- DMN110 Tongue
- DMN111 The Eye : Anterior & Posterior Chambers
- DMN112 Anatomy of Uterus **NEW**
- DMN113 Structure of an Ovary **NEW**
- DMN114 Ear, Nose & Throat **NEW**
- DMN115 Anatomy of the Heart **NEW**
- DMN116 Anatomy of the Inner Ear **NEW**
- DMN117 The Brain **NEW**
- DMN118 The Anatomy of the Brain **NEW**
- DMN119 The Eye **NEW**
- DMN120 The structural Anatomy of the eye **NEW**
- DMN121 Pharynx & Larynx **NEW**
- DMN122 The Liver **NEW**
- DMN123 The Kidney **NEW**
- DMN200 Blood Circulatory System
- DMN201 Reproductive System
- DMN202 Portal System
- DMN203 Lymphatic System **NEW**
- DMN204 The Muscular System **NEW**
- DMN205 The Nervous System **NEW**
- DMN206 The Autonomic Nervous System **NEW**
- DMN207 The vascular System and Viscera **NEW**
- DMN208 The Respiratory System **NEW**
- DMN209 The Female Reproductive System **NEW**





## MEDICAL & NURSING CHARTS

Rigid lamination on board with aluminium frame  
Flexible lamination and fitted with rollers  
Non-Tearable Non-Reflective Synthetic paper with rollers

Price Rs. 896.00 (B) Each  
Price Rs. 504.00 (B) Each  
Price Rs. 504.00 (B) Each

### ANATOMY & PHYSIOLOGY

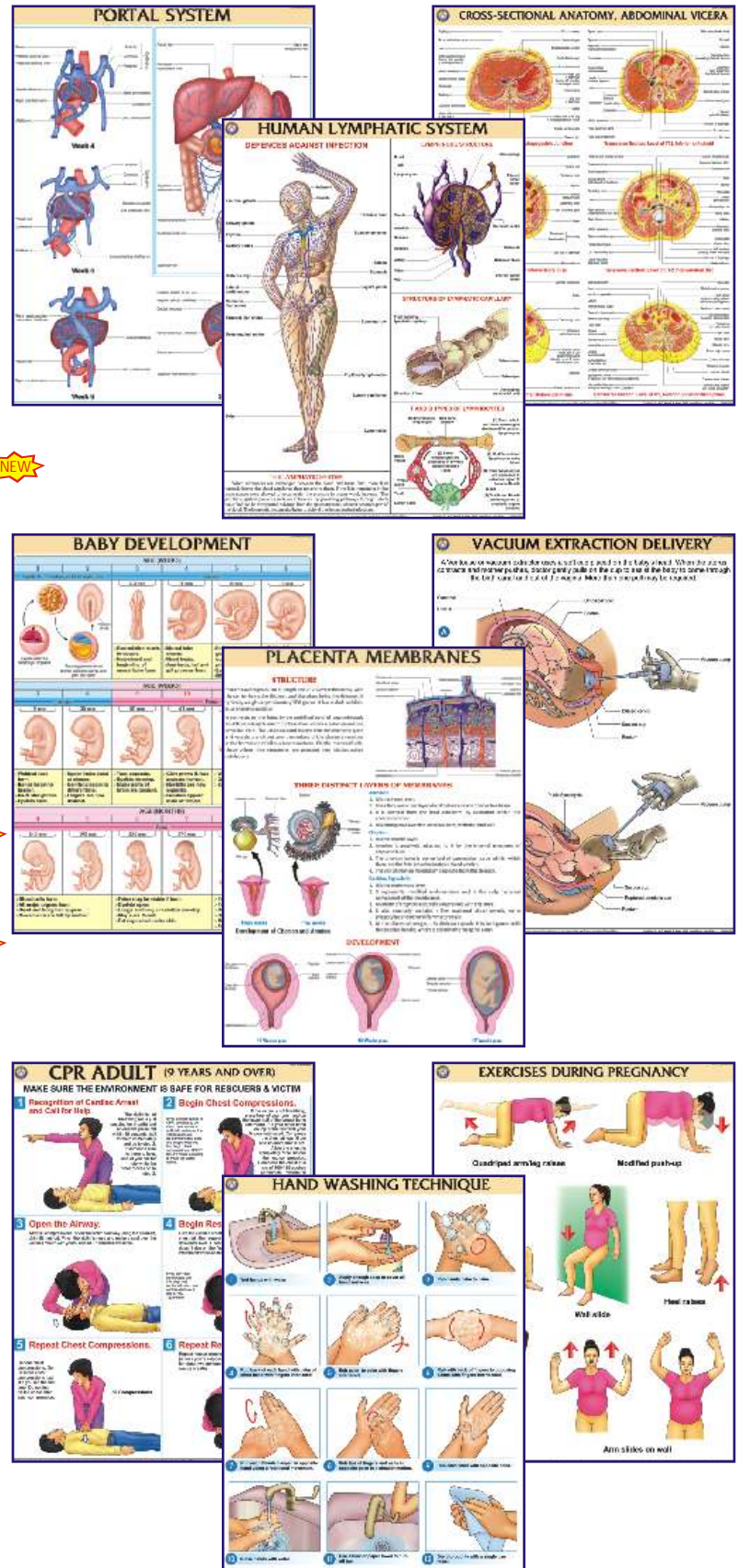
- DMN210 The Male Reproductive System **NEW**
- DMN211 The Endocrine System **NEW**
- DMN212 The Digestive System **NEW**
- DMN213 The Urinary Tract **NEW**
- DMN700 Stages of Human Development
- DMN701 Cross-Sectional Anatomy : Thoracic Viscera
- DMN702 Cross-Sectional Anatomy : Abdominal Viscera
- DMN703 Cross-Sectional Anatomy : Pelvic Viscera
- DMN704 Development of Blood Cells **NEW**
- DMN705 Villus **NEW**
- DMN706 The Spinal nerves **NEW**
- DMN707 The Head and Neck **NEW**
- DMN708 The Prostate **NEW**
- DMN709 Origin, Development & Structure of Cells **NEW**
- DMN710 Soft Tissues of the Lower Limb **NEW**
- DMN711 Soft Tissues of the Foot **NEW**

### GYNAECOLOGY & OBSTETRICS

- DMN300 Baby Development
- DMN301 Feeding Schedule of Preterm Infants & Thumb Rules for Growth of Preemie
- DMN302 Placenta Membranes
- DMN303 Anatomy of Breast **NEW**
- DMN304 Dilation & Evacuation abortion **NEW**
- DMN305 Postpartum Haemorrhage **NEW**
- DMN306 Antepartum Haemorrhage **NEW**
- DMN307 Critical Periods in Human Development **NEW**
- DMN308 Vacuum Extraction Delivery **NEW**
- DMN309 Family Planning & Birth Control Methods **NEW**
- DMN310 Fetal Skull Development **NEW**
- DMN311 Fetal Brain Development **NEW**
- DMN312 Fetal Sex Differentiation **NEW**
- DMN313 Pregnancy & Birth **NEW**

### GENERAL HEALTHCARE & EMERGENCY

- DMN400 CPR Infant
- DMN401 CPR Child
- DMN402 CPR Adult
- DMN403 Hand Washing Technique **NEW**
- DMN404 How to Put on Sterile Gloves **NEW**
- DMN405 Prevent Infections **NEW**
- DMN406 Exercises During Pregnancy **NEW**
- DMN407 Intramuscular (IM) injection Sites **NEW**
- DMN408 Homemade ORS **NEW**
- DMN409 Back Care **NEW**
- DMN410 What to do in Diarrhoea **NEW**
- DMN410H Dast Mein Kya Karein (Hindi) **NEW**
- DMN411 Autoclave **NEW**
- DMN412 Body Mass Index (BMI) **NEW**
- DMN413 Immunization Schedule & Dose **NEW**
- DMN414 Creatinine Clearance Calculator **NEW**



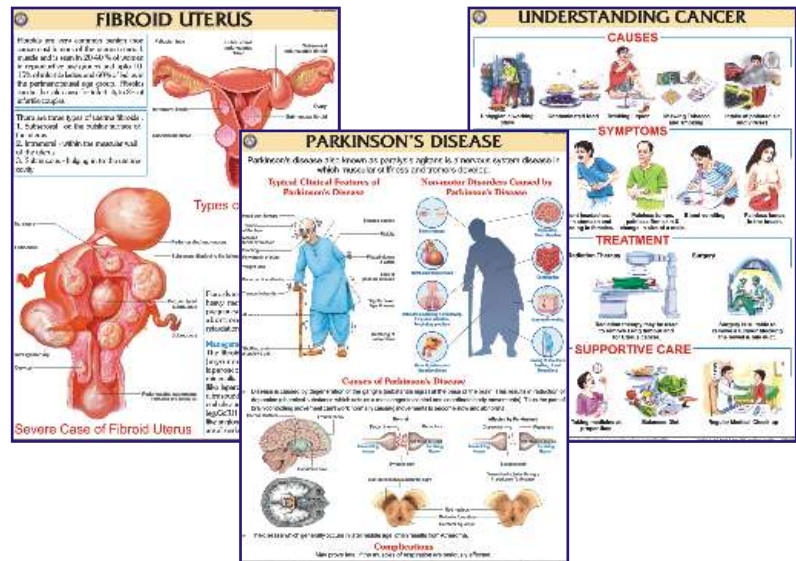
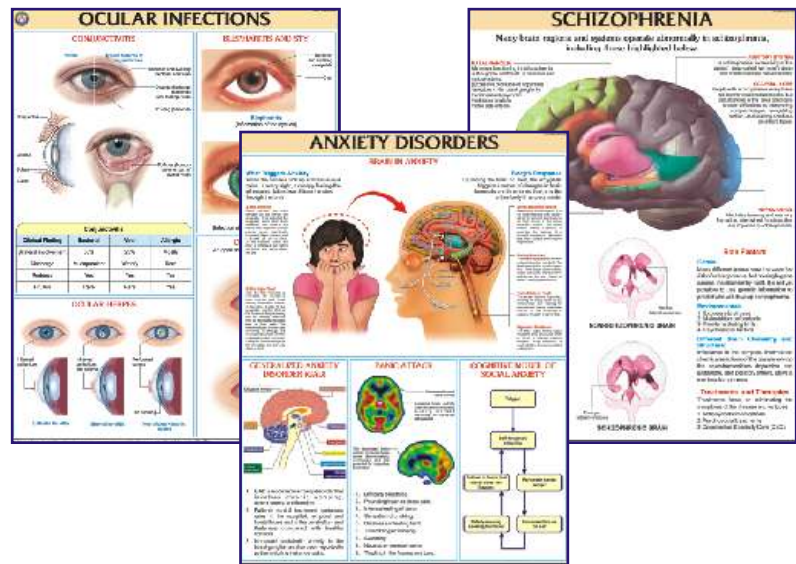


Rigid lamination on board with aluminium frame  
Flexible lamination and fitted with rollers  
Non-Tearable Non-Reflective Synthetic paper with rollers

Price Rs. 896.00 (B) Each  
Price Rs. 504.00 (B) Each  
Price Rs. 504.00 (B) Each

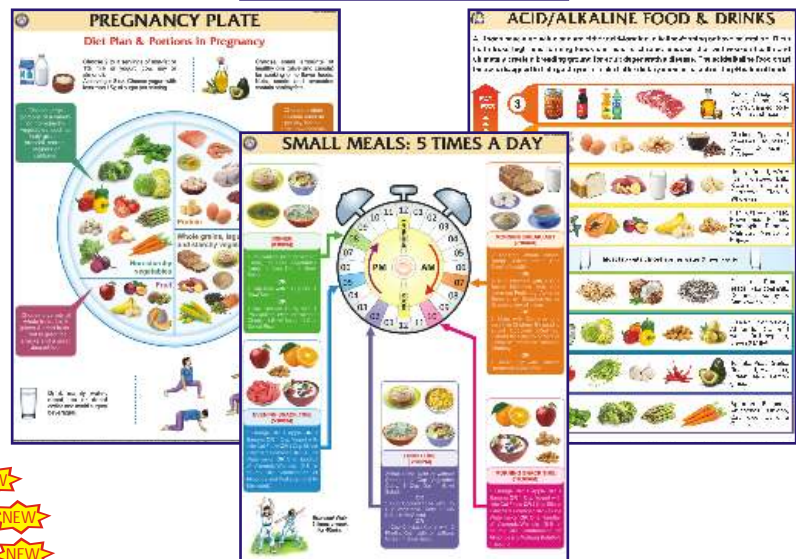
## **PATHOLOGY**

- DMN500 Ocular Infections
- DMN501 Anxiety Disorders
- DMN502 Obsessions & Compulsions
- DMN503 Schizophrenia
- DMN504 Bicornuate Uterus
- DMN505 Fibroid Uterus
- DMN506 Fibroadenoma Breast
- DMN507 IUGR Baby
- DMN508 Hydatidiform Mole
- DMN509 Hydrosalpinx
- DMN510 Syphilis
- DMN511 Parkinson's Disease
- DMN512 Alzheimer's Disease
- DMN513 Epilepsy
- DMN514 Ectopic pregnancy **NEW**
- DMN515 Heart Attack **NEW**
- DMN516 Hypertension **NEW**
- DMN517 Cardiovascular Disease **NEW**
- DMN518 Thyroid Disorder **NEW**
- DMN519 Understanding Cancer **NEW**
- DMN520 Understanding HIV and AIDS **NEW**
- DMN521 Bilharzia's Life Cycle **NEW**
- DMN522 The Female External Genitalis (Anatomy & Pathology) **NEW**
- DMN523 Gastroesophageal Disorders & Digestive Anatomy **NEW**
- DMN524 Varicose Veins **NEW**



## **NUTRITION & DIETETICS**

- DMN800 Top 10 Foods for Lactation **NEW**
- DMN801 What to Eat When Breastfeeding **NEW**
- DMN802 Pregnancy Plate **NEW**
- DMN803 Diet for Chronic Kidney Disease **NEW**
- DMN804 Diabetes Portion Plate **NEW**
- DMN805 Diabetic Food Pyramid **NEW**
- DMN806 Small Meals: 5 Times a Day **NEW**
- DMN807 Acid-Alkaline Food & Drink **NEW**
- DMN808 Food Pyramid **NEW**



## **FORENSIC**

- DMN900 Differentiation of Head & Pubic Hairs
- DMN901 External Morphological Features Male & Female **NEW**
- DMN902 Sex Defferentiating in Mandible Hip Bone Sacrum **NEW**
- DMN903 Sex Differentiating in Pelvis and Femur **NEW**
- DMN904 Estimation of Age - Numbering the Teeth **NEW**
- DMN905 Ages of Appearance-Multiplication Factor **NEW**

(B) - GST@12% is included in the price.

## SKELETON MODELS



ZX-S101

ZX-S101

### Human Skeleton Male Life Size Articulated

- Price Rs. 26314.00 (A)
- Life size
- Made of PVC
- Bonnet can be removed, Mandible is movable, Teeth are separately installed & all skull foramina, fissures, processes are well depicted.
- Cervical artery, nerves, prolapsed (herniated) disk & hyoid bone shown.
- Coccyx separately mounted.
- Sacral canal clearly depicted.
- Upper & lower limbs removable.
- Washable & Unbreakable.
- Mounted on stand with rollers.
- Key card / Manual provided.

ZX-S101F

### Human Skeleton Female Life Size Articulated

- Price Rs. 26904.00 (A)
- "Same as ZX-S101" but female



XC-101

XC-101

### Human Skeleton

- Price Rs. 27140.00 (A)
- Life size.
- Made of PVC plastic.
- Removable arms and legs.
- Features nerve branches, herniated lumbar disc and vertebral artery.
- Skull includes movable jaw, cut calvarium, suture lines and three removable lower teeth.
- Mounted on a sturdy base.
- Washable & Unbreakable
- Ideal for teaching the basics of human anatomy.



ZX-S101PN

ZX-S101PN

### Human Skeleton with Muscle Insertion & Ligaments with Flexible Spine

- Price Rs. 40002.00 (A)
- Life size
- Made of PVC
- Natural cast of a male adult skeleton.
- Demonstration of anatomically accurate natural movements.
- The articular ligaments of the joints are shown on right side.
- The points of origin (Red) and attachment (Blue) of the most important muscles from head to foot are marked in colour on the left side.
- Cervical artery, nerves, prolapsed (herniated) disk & hyoid bone shown.
- Coccyx separately mounted.
- Sacral canal clearly depicted.
- Mounted on stand with rollers.
- 167 features marked.
- Key card / Manual provided.



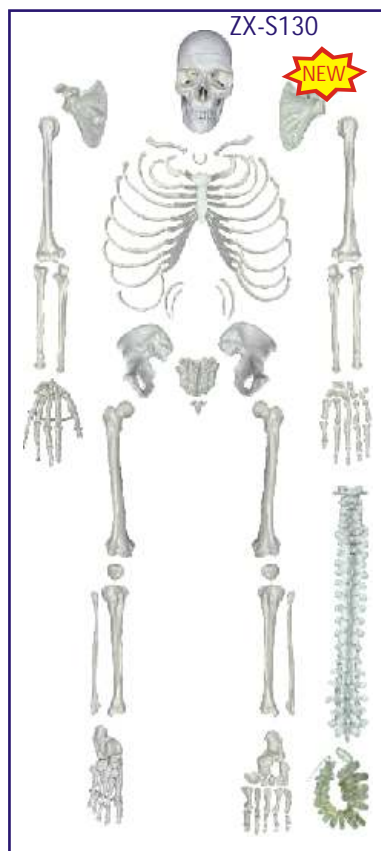
XC-101A

XC-101A

### Human Skeleton With Muscles & Ligaments

- Price Rs. 45902.00 (A)
- Life size
- With muscles marking & ligaments
- On pelvic mounted stand with base.
- The skeleton allows you to demonstrate the hand painted muscles origins & flexible joints ligaments.
- This skeleton is made of durable plastic.
- Skull includes movable jaw, cut calvarium, suture lines & three removable lower teeth.
- Washable & Unbreakable.





## ZX-S130 Human Skeleton Disarticulated with Intervertebral Discs

- Price Rs. 13570.00 (A)
- Life size • Made of PVC • Complete set of 201 pcs.
- Ideal for study of individual bones, as well as identification practice for students.
- Skull bonnet can be removed, Mandible is movable & all skull foramina, fissures, processes are well depicted.
- Teeth are separately installed, same as real one, in ceramic white color.
- Right hand and foot are articulated.
- Left hand and foot are disarticulated.
- All intervertebral discs provided.
- Hyoid bone, separate coccyx provided.
- Sacral canal clearly depicted.
- Instructional chart included.
- Key card / Manual provided.

## ZX-S130H Human Skeleton Disarticulated Unilateral

- Price Rs. 11564.00 (A)
- "Same as ZX-S130" but with half rib cage, one hand & one foot, half pelvis.



## ZX-S130WC Human Skeleton Disarticulated Intervertebral Discs

- Price Rs. 14750.00 (A)
- "Same as ZX-S130"
- Same as above but with a durable plastic container so that the bones are kept safe & clean.



## ZX-1224P Fetus Skeleton

- Price Rs. 6490.00 (A)
- Life size • Made of PVC
- Mounted on stand with hard plastic base.
- 32 weeks fetal skeleton structure shown.
- Skull and legs are detachable.
- Lower jaw spring loaded enabling it to open and close.
- Key card / Manual provided.

## XC-130 Disarticulated Skeleton

- Price Rs. 16402.00 (A)
- Life size • Made of PVC
- Set of 177 pcs.
- Students will learn various bones of an Adult Human.
- It is a visual aid for instructions of skeletal anatomy to students, doctors, nurses etc.



## ZX-1227 Tiny Skeleton, 21cm

- Price Rs. 590.00 (A)
- Size : 21 cm height • Made of PVC
- Features three part skull, bonnet can be removed & all skull foramens, fissures, processes are well depicted. Vertebral column is fixed.
- Flexible arms and legs allow for realistic movement.
- Tiny version of human skeleton model.
- Erect on stand.
- Key card / Manual provided.



## ZX-S103 Desktop Skeleton 45 cm

- Price Rs. 1593.00 (A)
- 45 cm • Made of PVC
- Features three part skull, bonnet can be removed, Mandible is movable & skull foramina, fissures, processes are well depicted. Vertebral column is fixed.
- Flexible arms and legs allow for realistic movement.
- Mounted on stand.
- Key card / Manual provided.



**ZX-S102PN**  
Human Skeleton Model 85 cm  
Numbered

- Price Rs. 6136.00 (A)
- Made of PVC
- Demonstration of anatomically accurate natural movements.
- The points of origin (Red) and attachment (Blue) of the most important muscles from head to foot are marked in colour on the right side.
- Mounted on stand.
- 50 features marked.
- Key card / Manual provided.



**XC-102B**  
Human Skeleton

- Price Rs. 9086.00 (A)
- Size 85cm Medium.
- Made of PVC plastic.
- Shows nerves and blood vessels.
- Depicts the position, course and distribution of main arteries and peripheral nerves.
- Can be employed as a visual aid in the instruction of anatomy to students of medicine.



**ZX-1210**  
Leg Bones Model  
Life Size

- Price Rs. 4838.00 (A)
- Life size
- Made of PVC
- Accurate representation of the joints of leg.
- Great detail of the bony structures of the human leg.
- It is able to demonstrate flexibility in the knee and ankle with limited flexibility in the foot. Also includes a half hip bone, femur, tibia, fibula and all foot bones.
- Each bone is separately mold and articulated.
- Key card / Manual provided.



**ZX-1211**  
Arm Bones Model  
Life Size

- Price Rs. 3304.00 (A)
- Life size
- Made of PVC
- Accurate representation of the joints of arm.
- Realistic upper limb bone model, including clavicle, scapula, humerus, ulna, radius and hand bone (8 carpal, 5 metacarpal & 14 phalanges)
- Each bone is separately mold and articulated.
- Key card / Manual provided.



**ZX-1601**  
Bone Microstructure

- Price Rs. 5310.00 (A)
- 30x20x16 cm
- Made of HSP resin
- 3-D section of a lamellar bone.
- It helps to understand the typical elements of a lamellar bone along with the Volkmann & Haversian system, spongy & compact parts, endosteum, cortical substance & osteocytes.
- Model shown various planes in cross and longitudinal section.
- 19 features marked.
- Key card / Manual provided.

**ZX-1436** Auditory Bones, Enlarged

- Price Rs. 944.00 (A)
- Size : 3 times enlarged
- Made of PVC
- Anatomically accurate and informative.
- Natural colour.
- Model is accurately made from actual specimen references, photographs and encyclopedia reference under expert guidance.
- Model is great teaching tool for anatomy lessons.
- Model shows 3 smallest bones located in middle ear, malleus (hammer), incus (anvil) and stapes (stirrup) joined to each other.
- Key card / Manual provided.





## HUMAN SKULLS



ZX-S104

## Skull Model 3 Part PVC

- Price Rs. 3068.00 (A)
- Life size
- Made of PVC
- Dissectable in 3 parts
- Bonnet can be removed, Mandible is movable & all skull foramina, fissures, processes are well depicted.
- Teeth are separately installed, same as real one, in ceramic white color.
- Key card / Manual provided.



XC-104

XC-104

## Life Size Skull

- Price Rs. 3422.00 (A)
- This economical life-size adult plastic skull features a moveable jaw, cut calvarium, suture lines and 3 removable lower teeth-incisor, cuspid and molar.
- Dissectable into 3 parts.



ZX-1232PN

## ZX-1232PN Skull with Well Marked Sutures

- Price Rs. 3481.00 (A)
- Life size
- Made of PVC
- Dissectable in 3 parts
- This skull model comes with a removable calvarium (skull cap) to show internal details & an articulating mandible (jaw).
- All suture lines are beautifully painted for easy identification.
- 55 features marked.
- Key card / Manual provided.



ZX-1200

## ZX-1200 Skull with Removable Lower teeth

- Price Rs. 5546.00 (A)
- Life size
- Made of PVC
- Dissectable into 4 parts for effective demonstration.
- This high quality classic skull with 16 teeth for extraction is medically detailed in structure. The teeth of the lower jaw can be individually extracted and replaced, and have fully formed roots for detailed examination. The model has a bone flap on its right mandible for viewing the dental roots, spongiosa, nerve canal, and an impacted wisdom tooth. The calvarium is removable to show the internal structure of the skull. The mandible is articulated and removable. All of the joints, sutures, fissures, foramen, & styloid processes are highly accurate.
- It is a perfect tool for anatomical and dental study.
- Key card / Manual provided.

## SAFETY POSTERS

- Available in English & Hindi
- Size: 33x48 cm
- Paper : 250 gsm Paper
- Both Side Laminated
- Wall Stickable

## Healthcare Safety



## Fire Safety



## Electrical Safety



Ask for prices and details...

## BONES & SKELETON MODELS

### ZX-1202PN Skull Model Life size Painted-Numbered PVC



ZX-1202PN

- Price Rs. 4720.00 (A)

- Life size
- Made of PVC
- Dissectable in 3 parts.
- Muscle insertions and origins painted in blue and red respectively.
- Bonnet can be removed, Mandible is movable & all skull foramina, fissures, processes are well depicted.
- Teeth are separately installed, same as real one, in ceramic white color.
- 48 features marked.
- Key card / Manual provided.

NEW

### ZX-1205 Skull Model Exploded 22 Parts



ZX-1205

- Price Rs. 15458.00 (A)
- Life size
- Made of PVC
- Skull bones are mounted on pivoting spokes.
- Each naturally colored and anatomically correct part features realistic texture & bony marks.
- Semi-adjustable parts.
- Key card / Manual provided.

NEW



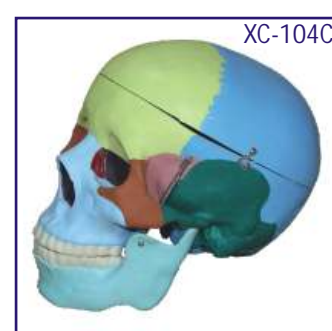
ZX-1208P

### ZX-1208P Didactic Human Skull 22 Parts

- Price Rs. 14750.00 (A)

- Life size
- Made of PVC
- Consists of 22 parts.
- Suture of each bone is equipped with magnets to assemble easily. All the bones are depicted in different colours, making this model a useful tool to study the correct position and the relationship of all the structures.
- The 22 bones are depicted in 10 different didactic colors. Each pair of bone plates has the same color.
- Key card / Manual provided.

NEW



XC-104C

### XC-104C Life Size Coloured Skull

- Price Rs. 5074.00 (A)
- This is advanced model of XC-104 life-size skull, bones painted in different colors for precise study.
- Can be disassembled into 3 parts.



ZX-S135P

### ZX-S135P Skull Model Painted with Cervical Vertebrae

- Price Rs. 6726.00 (A)

- Life size
- Made of PVC
- Dissectable in 3 parts
- It shows cervical vertebrae, cervical nerves, vertebral arteries, basilar artery.
- All of the joints, sutures, fissures, foramina and processes are portrayed with utmost accuracy.
- All the bones are depicted in different colours.
- Bonnet can be removed, Mandible is movable, Teeth are separately installed.
- Mounted on a stand with plastic base.
- Key card / Manual provided.

NEW



XC-135

### XC-135 Skull with Cervical Spine

- Price Rs. 5723.00 (A)

- Life size model of human skull on cervical spine.
- Cervical spine is shown with seven cervical vertebrae with intervertebral discs, cervical nerves, vertebral arteries, basilar artery and rear cerebral arteries.
- Skull is dissectible into 3 parts with moveable jaw, cut calvarium.

### ZX-1213PN Human Skull Model with Brain Numbered

- Price Rs. 13511.00 (A)



ZX-1213PN

- Life size
- Made of PVC
- Dissectable in 3 parts and brain in 8 parts.
- Brain model sits nicely inside the skull, and can also be removed. The brain comes apart into the following pieces: Frontal and parietal lobes (2 parts), temporal and occipital lobes (2 parts), brain stem (2 parts), and cerebellum (2 parts).
- Both the brain and skull are held together with magnets and small pegs.
- Bonnet can be removed, Mandible is movable, Teeth are separately installed & all skull foramina, fissures, processes are well depicted.
- 32 features marked.
- Key card / Manual provided.

NEW





XC-104E

## XC-104E Skull Model with 8 Parts Brain

- Price Rs. 8024.00 (A)
- Includes 8 parts brain : frontal and parietal lobe, temporal and occipital lobe, encephalic trunk and cerebellum.



ZX-1204

## ZX-1204 Miniature Skull Model PVC

- Price Rs. 767.00 (A)
- 9.75x7x11 cm
- Made of PVC
- Dissectable in 3 parts
- Bonnet can be removed, Mandible is movable. The foramen & fossa are present.
- Key card / Manual provided.

NEW

## ZX-1207 Skull 5 yr old Child PVC



ZX-1207

- Price Rs. 4484.00 (A)
- Life size • Made of PVC
- Bonnet can be removed, Mandible is movable & all skull foramina, fissures, processes are well depicted.
- Teeth are separately installed, same as real one, in ceramic white color.
- Key card / Manual provided.

NEW



ZX-1209P

## ZX-1209P Didactic Miniature Skull 15 Parts

- Price Rs. 3658.00 (A)
- 10x9x13 cm
- Made of PVC
- Consists of 15 parts.
- Suture of each bone is equipped with magnets to assemble easily. All the bones are depicted in different colours, making this model a useful tool to study the correct position and the relationship of all the structures.
- Key card / Manual provided.

NEW

## ZX-1201 Human Fetal Skull



ZX-1201

- Price Rs. 2065.00 (A)
- Life size • Made of HSP resin
- Movable lower jaw.
- Showing incomplete ossification of skull bones, fontanelles, frontal and parietal eminences, various skull bones like occipital, temporal, sphenoid, frontal, mandible & maxilla.
- 41 features marked.
- Key card / Manual provided.



ZX-1206A

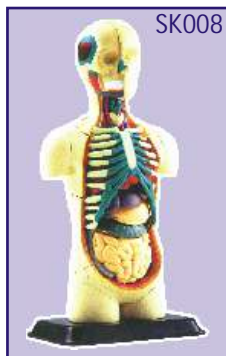
## ZX-1206A Full Term Fetus Skull Model with Stand

- Price Rs. 1888.00 (A)
- Life size • Made of PVC
- Long durability
- Key card / Manual provided.

NEW

## BUILD YOUR ANATOMY MODELS

- New Type of Puzzle • Highly Detailed Finish • Collectible Quality • Dissectable in Small Parts • Display Stand •



SK008

## SK008 Human Body Anatomy Model

- Price Rs. 2360.00 (A)
- Size 12.7 cm
- 32 pieces set.



SK009

## SK009 Heart Anatomy Model

- Price Rs. 2360.00 (A)
- Size 14 cm
- 31 pieces set.



SK010

## SK010 Cranial Nerve Skull Anatomy Model

- Price Rs. 2360.00 (A)
- Size 9 cm
- 39 pieces set.

# VERTEBRAL COLUMN



ZX-S126A

## ZX-S126A Vertebral Column Flexible Model Life Size

- Price Rs. 7552.00 (A)
- Life size • Made of PVC
- Fully flexible
- It consists of the occipital plate, cervical, thoracic and lumbar vertebrae, sacrum, coccyx and complete pelvis with symphysis and removable femur heads.
- Features include vertebral arteries, spinal nerve branches & a prolapsed L3-L4 intervertebral disc.
- Mounted on stand.
- Key card / Manual provided.



XC-126

## XC-126 Vertebral with Pelvis & Femur Heads

- Price Rs.9322.00 (A)
- Life size.
- Shows vertebra, spinal cord, nerve roots, vertebral artery, herniated disc and vertebral notch etc.
- Inflexible vertebral column complete with pelvis, femur heads, sacrum, occipital bone, vertebral artery, nerve branches and herniated lumbar disc.
- Deluxe chrome stand 85 cm high.



ZX-S126P

## ZX-S126P Vertebral Column with Femur Head, Painted

- Price Rs. 9322.00 (A)
- Life size • Made of PVC • Fully flexible
- It consists of the occipital plate, cervical, thoracic and lumbar vertebrae, sacrum, coccyx, complete pelvis with symphysis and removable femur heads.
- Features include representations of the vertebral arteries, spinal nerve branches and a prolapsed L3-L4 intervertebral disc.
- One side of model shows the points of origin (red) and the points of insertion (blue) of the muscles.
- Mounted on stand
- Key card / Manual provided.



ZX-S105P

## ZX-S105P Vertebral Column Flexible, Didactic Painted

- Price Rs. 7080.00 (A)
- Life size • Made of PVC
- Fully flexible
- The various regions of the vertebral column are color coded for ease of identification.
- It consists of the occipital plate, cervical, thoracic and lumbar vertebrae, sacrum, coccyx, complete pelvis.
- Features include representations of the vertebral arteries, spinal nerve branches and a prolapsed L3-L4 intervertebral disc.
- Mounted on stand.
- Key card / Manual provided.



ZX-1223

## ZX-1223 Spinal Column Model Half Size

- Price Rs. 2832.00 (A)
- Half size • Made of PVC • Fully flexible
- Consists of the cervical, thoracic and lumbar vertebrae, sacrum, coccyx, complete pelvis and femur heads.
- Features include representations of the spinal nerve branches and a prolapsed L3-L4 intervertebral disc.
- Mounted on stand
- Key card / Manual provided.



ZX-1223P

## ZX-1223P Didactic Vertebral Column, Half Size

- Price Rs. 3186.00 (A)
- Half size • Made of PVC
- Fully flexible
- It is differentiated by colours to show 7 cervical vertebrae, 12 thoracic vertebrae, 5 lumbar vertebrae, sacrum and coccyx.
- Model also shows full pelvis and movable femur heads.
- Mounted on stand
- Key card / Manual provided.



ZX-S120

## ZX-S120 Thoracic Vertebrae model Life Size

- Price Rs. 4602.00 (A)
- Life size • Made of PVC • Mounted on stand.
- This model consists of the 12 thoracic vertebrae with intervertebral discs, thoracic nerves and spinal cord.
- In this model, true thoracic skeletal shape is restored, the shape is vivid, and the texture is clear and delicate. Anatomical details such as various bulges, bone sutures, and sulcus vascular indentations are expressed.
- The model is flexible just like original vertebrae.
- Key card / Manual provided.



XC-120

## XC-120 Thoracic Spinal Column

- Price Rs. 4602.00 (A)
- This model consists of the 12 thoracic vertebrae with intervertebral discs, thoracic nerves and spinal cord on stand.





## XC-134 Cutaway Osteoporosis

- Price Rs. 1593.00 (A)
- Consist of 3 medially divided lumbar vertebrae with intervertebral discs. For comparison, the upper section shows healthy bone structure. The middle section shows osteoporotic bone structure and the lower section shows advanced osteoporotic bone structure with flattened plates, deformation and decreased mass.



## ZX-S119 Lumbar Vertebrae with Sacrum Bone

- Price Rs. 4602.00 (A)
- Life size
- Made of PVC
- Mounted on a stand
- The shape is vivid, and the texture is clear and delicate. Anatomical details such as various bulges, bone sutures, & sulcus vascular indentations are expressed.
- Key card / Manual provided.



## XC-118 Lumbar Set

- Price Rs. 2832.00 (A)
- Life-size lumbar vertebrae are shown with normal intervertebral disc and spinal cord with nerve roots. On stand.



## XC-115 Life-Size Pelvis with 5 pcs Lumbar Vertebrae

- Price Rs. 6844.00 (A)
- Consist of hip bone, sacrum with coccyx & 5 lumbar vertebrae. On stand.



## ZX-1505 Lumbar Vertebrae Degeneration Model

- Price Rs. 5192.00 (A)
- 35x23x19 cm
- Made of PVC
- Lumbar spine lesion demonstration model showing one pair of normal lumbar vertebrae, one vertebrae set with bulging herniated disc, one vertebrae set with bone/disc degeneration and one vertebrae set showing advanced osteoporosis with bone compression and bone spurs.
- Key card / Manual provided.

## XC-133

## Cervical Vertebral Column with Neck Artery

- Price Rs. 2183.00 (A)
- Consisted of occipital plate, the 7 cervical vertebrae with intervertebral discs, cervical nerves, vertebral arteries and spinal cord. On stand.



## ZX-1228 Cervical Spine & Occipital Bone, Nerves and Muscles



- Price Rs. 4720.00 (A)
- Life Size
- Made of PVC
- Mounted on stand.
- It features the entire cervical vertebrae with muscular anatomy, nerves, and a portion of the clavicle. This full size muscled cervical vertebrae model also features a soft replica of the cerebellum, detailed occipital bone plate, atlas and axis and spinal nerves throughout.
- This model also includes a right side brachial plexus. Muscular anatomy includes the suboccipital triangle, longus capitis, levator scapulae, scalenus medius posterior and anterior. The right first and second ribs are also featured and include cartilage.

- Ideal for a variety of disciplines, including chiropractic study, surgical reference, and patient education and consultation.
- The soft material of the nerves and muscles bring lifelike quality to the model and help explain topics such as neck pain, nerve damage, muscle strain, and misalignment of the cervical vertebrae.
- Key card / Manual provided.

## ZX-1504 Functioning Prolapsed Lumbar Vertebrae Model (Slipped Disc)

- Price Rs. 2478.00 (A)

- Life size
- Made of PVC
- It demonstrates the damage mechanism of lumbar disc herniation.
- It demonstrates how the intervertebral disc is dislodged when bending the vertebrae and reproduces what happens to the human vertebrae when bending or twisting the body in real life.



- The String around the blood ball is made manually which is firm and durable.
- This model consists of two vertebrae with a flexible disc, spinal cord and nerves.
- Key card / Manual provided.

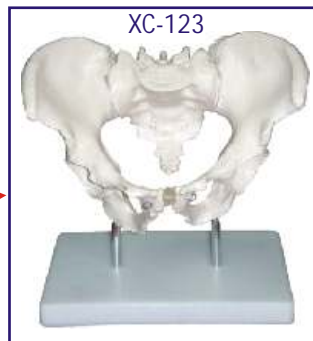
# HUMAN PELVIS



ZX-S123

## Male Pelvis Bone Model

- Price Rs. 2832.00 (A)
- Life size • Made of PVC
- Easy to study the structures and features of the hip, sacrum, coccyx & pubic symphysis.
- Separate coccyx.
- Sacral canal clearly depicted.
- Key card / Manual provided.



XC-123

## XC-123

### Adult Male Pelvis

- Price Rs. 3363.00 (A)
- Natural size.
- Made of PVC plastic.



XC-124

## XC-124

### Adult Female Pelvis

- Price Rs. 3363.00 (A)
- Natural size.
- Made of PVC plastic.



XC-125

## XC-125 Female Pelvic Muscles and Organs

- Price Rs. 4720.00 (A)
- Natural size.
- Made of PVC plastic.



ZX-S124

## ZX-S124

### Female Pelvis Bone Model

- Price Rs. 2832.00 (A)
- Life size • Made of PVC
- Easy to study the structures and features of the hip, sacrum, coccyx & pubic symphysis.
- Sacral canal clearly depicted.
- Key card / Manual provided.

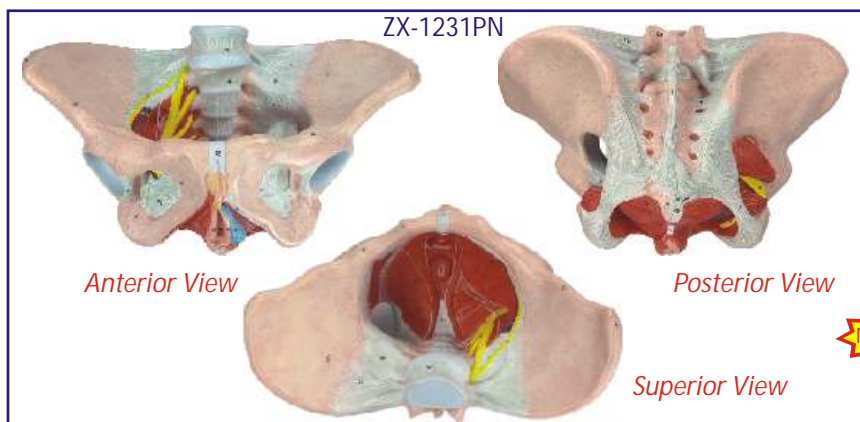


ZX-1233

## ZX-1233 Female Pelvic Muscles with Removable Genitals

- Price Rs. 7080.00 (A)

- Life size • Made of PVC
- Female Pelvic Muscles with Removable Genitals.
- The model comes apart into 5 different pieces. The uterus with ovaries, rectum and 2 part bladder can be easily removed.
- Two lower lumbar vertebra L4 and L5 are also shown.
- This will be a great addition to gynecological studies for students, people involved in health education and for physicians during patient consultation.
- Key card / Manual provided.



ZX-1231PN

Anterior View

Posterior View

Superior View



## ZX-1231PN Female Pelvis Model, Deluxe

- Price Rs. 6490.00 (A)

- Life size • Made of PVC
- It shows the external and internal genital elements of the pelvis with Sacroiliac Ligaments, muscles of pelvic floor as well as the network of sacral nerves and vessels.
- This model is a great learning tool for understanding a female skeletal system. Also, this model is great for explaining nerve pain, muscle strains and ligament damage.
- 64 parts labeled in total.
- Key card / Manual provided.



# JOINTS OF THE BODY



ZX-S109

## Shoulder Joint Model Flexible

- Price Rs. 2124.00 (A)
- Life size • Made of PVC
- Show shoulder joint abduction, adduction, forward tilt, backward tilt and inward/outward rotation.
- It is constructed with flexible plastic ligaments.
- Mounted on a plastic base.
- Key card / Manual provided.

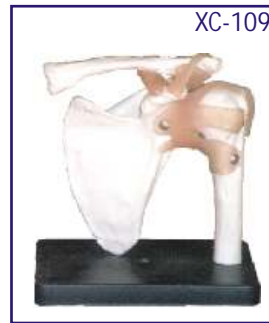


ZX-S110

ZX-S110

## Hip Joint Model Flexible

- Price Rs.2242.00 (A)
- Life size • Made of PVC
- Accurate representation of the hip joint and its ligaments.
- It is constructed with flexible plastic ligaments.
- Mounted on a plastic base.
- Key card / Manual provided.



XC-109

XC-109

## Shoulder Joint

- Price Rs. 2360.00 (A)
- Size: 16 × 12.5 × 20cm. Life size.
- Ball and socket joint.
- To illustrate abduction, adduction, anteversion, retroversion and internal/external rotation.
- Includes flexible artificial ligaments.



XC-110

XC-110

## Hip Joint

- Price Rs.2360.00 (A)
- Life size, on stand.
- Ball and socket joint
- Demonstrates anteversion, retroversion, abduction & internal/external rotation. Includes flexible, artificial ligaments.



ZX-S111

ZX-S111

## Knee Joint Model Flexible

- Price Rs. 2301.00 (A)
- Life size • Made of PVC
- Model represents a functional model of knee joint with lateral ligaments, meniscus and patellar ligament.
- It is constructed with flexible plastic ligaments.
- Mounted on a plastic base.
- Key card / Manual provided.



XC-111

XC-111

## Knee Joint

- Price Rs. 2360.00 (A)
- Size: 12.5 × 12.5 × 32cm.
- Hinge joint.
- Life size, on stand.
- Demonstrates flexion, extension, and internal/ external rotation. Includes flexible, artificial ligaments.



ZX-S112

ZX-S112

## Elbow Joint Model Flexible

- Price Rs. 2006.00 (A)
- Life size • Made of PVC
- It consists of lower part of humerus bone and upper part of radius and ulna bones.
- It is constructed with flexible plastic ligaments.
- Mounted on a plastic base.
- Key card / Manual provided.



XC-112

XC-112

## Elbow Joint

- Price Rs. 2360.00 (A)
- Size: 12.5 × 12.5 × 32cm.
- Hinge joint.
- Life size, on stand
- Demonstrates flexion, extension, and internal/ external rotation of the radius.
- Includes flexible, artificial ligaments.



ZX-S113A

ZX-S113A

## Foot Joint Model Flexible

- Price Rs. 2478.00 (A)
- Life size • Made of PVC
- Accurate representation of the foot joint and its ligaments
- It is constructed with flexible plastic ligaments
- Mounted on a plastic base.
- Key card / Manual provided.



XC-113A

XC-113A

## Life-Size Foot Joint with Ligaments

- Price Rs. 2655.00 (A)
- Demonstrate all of foot functionality and the external anatomical structures. Including flexible, artificial ligaments.
- Made of PVC plastic.
- Natural size.



## ZX-S114A

### Hand Joint Model Flexible

- Price Rs. 2301.00 (A)
- Life size
- Made of PVC
- All joints are movable according to real human flexibility, with radius and ulna.
- It is constructed with flexible plastic ligaments
- Mounted on a plastic base.
- Key card / Manual provided.



## XC-114A

### Life-Size Hand Joint with Ligaments

- Price Rs. 2655.00 (A)
- Demonstrate all of hand functionality the external anatomical structures.
- Including flexible, artificial ligaments.
- Made of PVC plastic.
- Natural size.



XC-113

### XC-113 Foot Joint

- Price Rs. 2360.00(A)
- Made of PVC.
- Hinge joint.
- Gliding joint.
- Natural size.



XC-114

### XC-114 Hand Joint

- Price Rs. 2360.00 (A)
- Made of PVC plastic.
- Hinge joint.
- Saddle joint.
- Condylod joint
- Natural size.



XC-325

### XC-325 Palm Anatomy

- Price Rs. 7906.00 (A)
- These life size models show the superficial and internal structures of the palm. Set of 4 Models.



ZX-1203E

### ZX-1203E Foot Model

- Price Rs. 3068.00 (A)
- Life size
- Made of HSP resin
- Model shows significant structures of the foot such as muscles, bones and ligaments
- 31 features marked.
- Key card / Manual provided.



ZX-1203S



### ZX-1203S Foot Anatomy Model

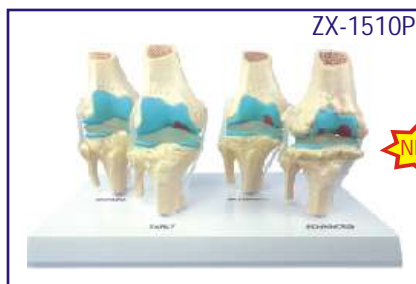
- Price Rs. 3363.00 (A)
- Life size
- Made of HSP resin
- Human foot model showing muscles, ligaments, tendons and bones of the foot.
- 30 features marked.
- Key card / Manual provided.



XC-326

### XC-326 Normal, Flat and Arched Foot

- Price Rs. 10384.00 (A)
- This model shows the anatomical structure and the distal end of tibia of normal, flat and arched foot. Set of 3 models.



ZX-1510P



### ZX-1510P Knee Arthritis Model

- Price Rs. 5015.00 (A)
- Size reduced to 3/4
- Made of PVC
- Set of 4 knee models includes a normal knee joint and 3 models illustrating progressive degenerative knee joint disease from early to moderate and finally to advanced stage.
- Models shows osteoarthritic erosion to joint articular cartilage and formed osteophytes (bone spurs) at the articular surfaces.
- Mounted on display stand.
- Key card / Manual provided.



ZX-1212P



### ZX-1212P Muscular Shoulder Joint Model

- Price Rs. 4366.00 (A)
- Life size
- Made of PVC
- Model is a realistic replica of a right shoulder joint muscles and ligaments.
- Model Features a semi-articulating right rotator cuff with an encapsulated humerus that can be removed from the capsular ligament. This allows demonstration of the rotator cuff's role in both fixing the humerus in the glenoid cavity and depressing it during elevation.
- Model includes eight ligaments and tendons, four bones (acromion, clavicle, humerus and scapula), & five muscles (infraspinatus, teres minor, teres major, subscapularis and supraspinatus) of the shoulder.
- Mounted on a plastic base.
- Key card / Manual provided.



## ZX-1226A Knee Joint Model Deluxe with Muscles & Ligaments



- Price Rs. 4720.00 (A)
- Life size (29 x 10 x 7.5 cm)
- Made of PVC
- Model represents a slightly flexible right knee joint with associated muscles, ligaments and meniscus.
- It shows fibular collateral, tibial collateral, anterior and posterior cruciate, and patellar ligament with patella.
- The extended femur and patellar ligament are connected to top section of the quadricep on this anatomical model.
- The model is constructed with somewhat rigid plastic ligaments.
- Mounted on display stand.
- Model is of superior quality with realistic texture and features and is very informative.
- Key card / Manual provided.



## ZX-1225 Muscular Hip Joint Model

- Price Rs. 4720.00 (A)
- Life size
- Made of PVC
- It is a realistic replica of hip joint muscles and ligaments.
- Mounted on a plastic base.
- Key card / Manual provided.

## JOINT SECTION MODELS

- Life size
- Made of PVC
- Mounted on a plastic base.
- Keycard / Manual provided.
- Textures of the spongy and compact bone material, directional striations of the muscle, smooth ribbing of nerve bundles and the smooth lumpy fat areas can be felt over in great detail with this relief model.



### ZX-1214P

#### Shoulder Joint Section Model

- Price Rs. 4425.00 (A)
- Cross section of a human right shoulder.
- This cross section clearly shows the scapula, clavical, humerus and 1st-5th ribs, lateral cord, axillary artery, articular cartilage, deltoid, bicep, ligaments, fat, arteries, veins and dermis presented in one convenient model.



### ZX-1215P

#### Hip joint Section Model

- Price Rs. 4425.00 (A)
- Cross section of a human right hip.
- This cross section clearly shows the bones, cartilage, muscles, tendons and dermis presented in one convenient model.



### ZX-1216P

#### Knee Joint Section Model

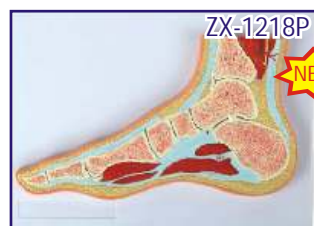
- Price Rs. 4425.00 (A)
- Cross section of sagittal section of human knee joint.
- This cross section clearly shows the muscles, bones (including Femur, Tibia, and Patella), vasculature, ligaments, tendons and dermis presented in one convenient model.



### ZX-1217P

#### Elbow Joint Section Model

- Price Rs. 4425.00 (A)
- Cross section of a human elbow.
- This cross section clearly shows the humerus, radius, ulna, muscles and dermis presented in one convenient model.



### ZX-1218P

#### Foot Joint Section Model

- Price Rs. 4425.00 (A)
- Cross section of a human right foot/ankle.
- This cross section clearly shows the bones, cartilage, muscles, ligaments, vasculature, nerves and dermis presented in one convenient model.



### ZX-1219P

#### Hand Joint Section Model

- Price Rs. 4425.00 (A)
- Cross section of a human right hand/wrist.
- This cross section clearly shows the bones, cartilage, muscles, tendons and dermis presented in one convenient model.

## HUMAN TORSO MODEL

ZX-1101PN Human Torso Deluxe 85 cm. 27 Parts 2-in-1

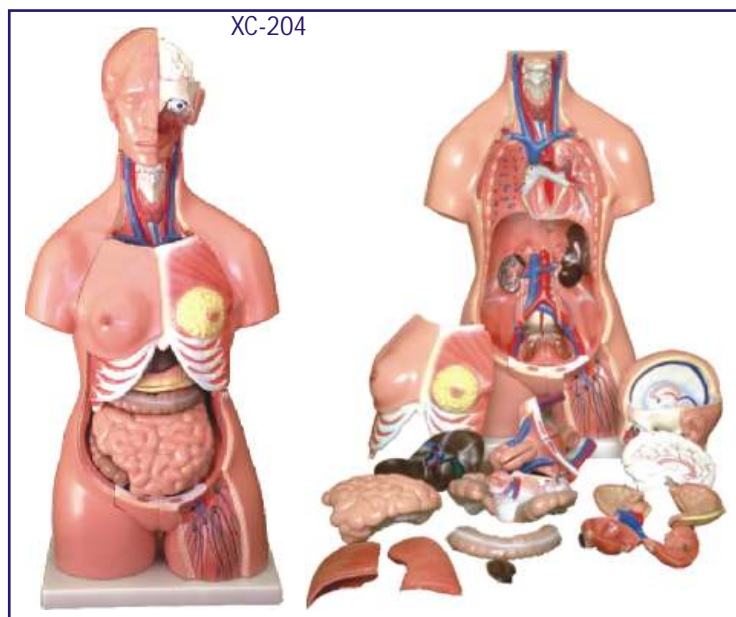
• Price Rs. 58882.00 (A)



- 85 cm
- Made of PVC
- Dissectable in 27 parts.
- 2-in-1 with removable interchangeable male and female genitalia.
- The mouth cavity and nasal cavity is open to show the inlet of digestive and respiratory system.
- The head is open so that the cerebrum with cerebellum can be taken out for close observation.
- With the removable male and female reproductive organ, and removable half kidney, the whole urinary system and reproductive system are well depicted.
- The lung can be completely removed, and the important structures on the inner wall of thoracic cavity like sympathetic column, azygos vein, hemiazygos vein, thoracic duct are well shown.
- It is most characterized by its open neck & back, which provide a full view of the nervous system, the brain & the whole spinal cord.
- The 12th thoracic vertebra can be taken out for close observation of vertebrae, spinal cord, spinal nerves and 3 layers of maters.
- Key card / Manual provided.

XC-204 Unisex Torso 23 parts 85 cm

• Price Rs. 26786.00 (A)



- Dissectible into 23 parts: torso, female breast plate, head, eyeball, brain, vertebra spinal nerves, lung (2 parts), heart (2 parts), liver, kidney, stomach (2 parts), intestines (4 parts), male genitalia (2 parts), female genitalia with fetus (3 parts).
- Mounted on a plastic base.



MK064 Visible Expectant Mother Anatomy Kit

• Price Rs. 12390.00 (A)

- Size : 55 cm.
- Dissectable in 48 pieces. Detailed instruction manual included.
- This visible anatomy model realistically shows the important parts of human body. Learn how body works by taking the model apart and see how the different organs work together to keep us alive and healthy.



# HUMAN TORSO MODEL



ZX-1102PN



## ZX-1102PN Human Mini Torso 50 cm (12 Parts)

- Price Rs. 12980.00 (A)
- 50 cm tall • Made of PVC • Dissectable in 12 parts.
- The model includes removable lungs, heart, liver, stomach, intestines, and head. Cecum can be easily removed from the intestine for additional internal view.
- The head is bisectable. One half of the brain is also removable. The heart can be bisected as well.
- Hooks & hidden magnets are used to keep the torso together.
- Mounted on a base. • 73 features marked.
- Key card / Manual provided.



ZX-1103P



## ZX-1103P

### Human Torso Small

- Price Rs. 3481.00 (A)
- 28 cm tall • Sexless
- Made of PVC
- Dissectable in 15 parts - trunk, brain(2), heart, esophagus & aorta, lung(4), skull cover, stomach, diaphragm, liver, pancreas & spleen, & intestines.
- Mounted on a base.
- Key card / Manual provided.



ZX-1100E

## ZX-1100E

### Human Torso Small (23 parts)

- Price Rs. 4425.00 (A)
- 46 x 24 x 12.5 cm.
- Interchangeable male & female genitalia.
- Mounted on a base.
- 74 features marked.
- Key card / Manual provided.

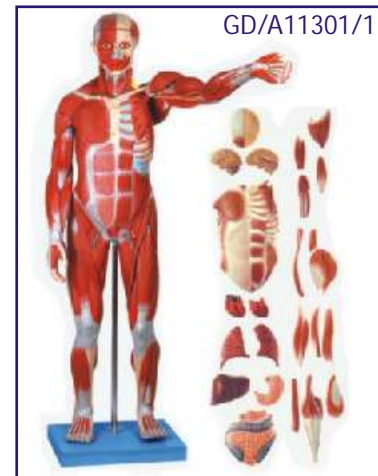


ZX-1222PN



## ZX-1222PN Muscular Human Body 78 cm, 27 parts

- Price Rs. 47200.00 (A)
- 78 cm • Made of PVC
- Dissectable in 27 parts
- It has removable arms, a removable calvarium with two-part brain, and a removable chest plate
- Detachable muscles include: Deltoid, Brachioradialis with extensor carpi radialis longus and brevis, Biceps Brachii, Pronator teres with palmaris longus and flexor carpi radialis, Sartorius Muscle, Rectus Femoris, Extensor Digitorum Longus, Tensor Faciae Latae, Gluteus Maximus, Biceps Femoris, Semitendinosus, Gastrocnemius, and Soleus.
- Removable organs include: Brain (2 parts), lungs (2 parts), heart (2 parts), liver, intestines, and stomach.
- Features marked: 72 in head & neck region, 32 in body wall region, 44 in thoracic viscera region, 72 in abdominal & pelvic viscera, 53 in upper limb region, 74 in lower limb.
- Mounted on stand with base. • Key card / Manual provided.



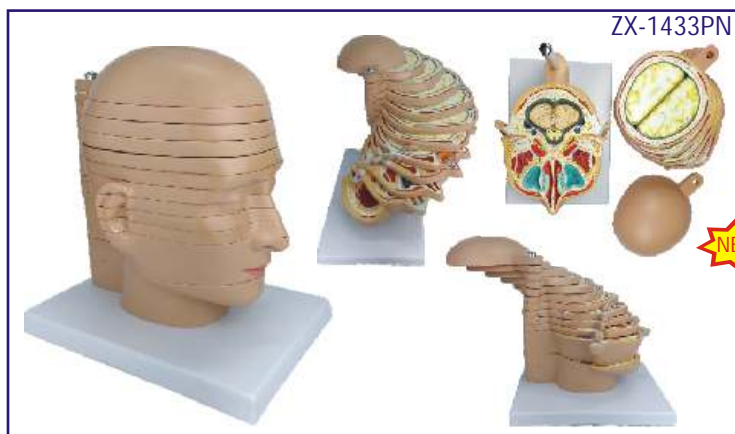
GD/A11301/1

## GD/A11301/1

### Male Muscle Figure 78 cm

- Price Rs. 53100.00 (A)
- This model consists of 27 parts, such as muscles of chest wall and abdomen, muscles of upper and lower limbs, skull, brain and viscus.
- It shows the structure of head, neck, torso, upper and lower limbs, muscles, muscular tendon, ligaments, viscus, blood vessels, brain etc.
- Material: Advance PVC

# HUMAN TORSO MODEL



## ZX-1433PN Sliced Head Model, 12 Slices

- Price Rs. 51920.00 (A)
- Life size • Made of PVC
- Dissectable in 12 parts. • 243 parts labeled in total.
- Beautifully painted in bright colors.
- Model is accurately made from actual specimen references, photographs and encyclopedia reference under expert guidance.
- Model is great teaching tool for anatomy lessons.
- Model gives idea about computer tomography and magnetic resonance view of section.
- Each slice can be rotated & removed for closer study.
- Key card / Manual provided.

## ZX-1414P Human Head Model Sagittal Section



- Price Rs. 5841.00 (A)
- 33x23x5 cm
- Made of PVC
- This extremely elaborate model shows the structure of the brain, spinal cord, nasal cavity, oral cavity and larynx.
- Mounted on base.
- Key card / Manual provided.



## ZX-1409E

### Head, Brain and Eye

- Price Rs. 4838.00 (A)
- Life size • Made of HSP resin
- Model is in 4 parts with 2 parts brain and eye with optic nerve.
- Model shows natural position of nose, mouth cavity, pharynx, occiput & skull base.
- Mounted on board.
- 85 features marked.
- Key card / Manual provided.

## ZX-1413PN Half Head Model with Nerves & Vessels



- Price Rs. 10502.00 (A)
- Life size • Made of PVC
- Model shows the right half of the adult human head and neck, sectioned along the sagittal plane.
- A superficial dissection exposes the facial muscles, the superficial blood vessels and nerve branches of the face and scalp, the parotid and submandibular glands.
- A median dissection expose the brain with its internal structure, the pharynx and upper respiratory tract, a section of the cervical vertebrae.
- 81 features marked. • Key card / Manual provided.



## GD/A18212

## ZX-1432PN Head, Brain & Neck with Muscles



- Price Rs. 21122.00 (A)
- Life size • Made of PVC
- Mounted on stand.
- Dissectable in 10 parts.
- 115 parts labeled in total.
- Removable parts include the eye, calvarium and brain.
- All important anatomical structures of the human head are depicted in detail.
- Model represent superficial musculature & deep muscles, nerves & vessels.
- Key card / Manual provided.


## GD/A18212

### Head and Neck with Blood Vessels, Nerves and Brain

- Price Rs. 51920.00 (A)
- Separated into 19 parts such as: *Mimic muscular system with the deep-set muscles, Left temporomaxillary articulation, Sternoideomastoid muscle, Carotid trigone, Trapezium Muscle, Pectoral major muscle, Deltoid Muscle, Clavicle, Eyes with muscle and nerves, Cranium, Brain with arteries*
- 190 positions are displayed



# HUMAN TORSO MODEL



**ZX-1221PN Muscular Arm Model 7 parts**

• Price Rs. 32214.00 (A)

- Life size
- Made of PVC
- The model offers 6 detachable pieces:
  - Deltoid muscle
  - Biceps brachii
  - Brachioradialis with extensor carpi radialis longus and brevis
  - Pronator teres with palmaris longus and flexor carpi radialis
  - Extensors digitorum, digiti minimi, and carpi ulnaris
  - Superficial palmar arch
- 79 features marked.
- Key card / Manual provided.



**ZX-1220PN Muscular Leg Model 13 parts**

• Price Rs. 54162.00 (A)

- Life size
- Made of PVC
- This includes arteries, nerves, veins, and bones, as well as the 12 removable muscles of the model. Removable muscles represented are: Gluteus maximus, Biceps femoris, Semitendinosus, Gracilis, Sartorius, Rectus femoris, Adductor longus, Tensor fasciae latae, Extensor digitorum longus, Flexor digitorum brevis, Gastrocnemius & Soleus.
- 119 features marked.
- Key card / Manual provided.



**GD/A11305**

**Muscles of Arm with Main Vessels and Nerves**

• Price Rs. 44604.00 (A)

Features:

- The model shows the network of blood vessels and nerves in the right arm, short and long extensor muscle of the radial wrist with branchioradial muscle, round pronator muscle, superficial flexor muscle of the fingers.
- Separated into 6 parts and 87 positions displayed.



**GD/A11308**


**GD/A11308**

**Muscles of Leg with main Vessels and Nerves**

• Price Rs. 55342.00 (A)

- The standing model shows the most important blood vessels and nerves in the left leg, greatest gluteal muscle, tensor muscle of the broad fascia, sartorius muscle, strait muscle of the femur, semi-membranous muscle, semitendinous muscle, biceps muscle of the femur digitorum longus muscle, triceps muscle of the calf.
- Separated into 10 parts and 82 positions are displayed.

## EYE



**ZX-1410 Eye Model on Stand**

• Price Rs. 2242.00 (A)

- 15x15x32 cm. Model is highly magnified (6 times enlarged).
- Model is in 7 parts.
- Ideal for basic anatomical study of eye. shows sclera, cornea, eye muscle attachments, iris, retina, optic nerve & venels.
- Mounted on a removable stand.
- 34 features marked.
- Key card / Manual provided.



**XC-316B**

**XC-316B Eye with Orbit**

- Price Rs. 8496.00 (A)
- The model shows the eyeball with optic nerves & muscles in its natural position in the bony orbit.
- Dissectible into 10 parts.
- 3 times enlarged.



**XC-316**

**XC-316 Giant Eye Model**

• Price Rs. 3717.00 (A)

- Size: 15.5cm. Made of PVC. Mounted on a plastic stand. 6 times enlarged Model. The different parts of the eyeball model are detachable.
- Tunica external: showing cornea and sclera with attachments of ocular muscles and optic nerve.
- Tunica media: showing the iris, the ciliary body and the chorioid. Tunica interna is retina.
- Refraction media: showing the lens and the vitreous body.

## DENTAL MODELS



ZX-1427



### ZX-1427 Teeth Care Model Enlarged with Giant Teeth Brush

- Price Rs. 3422.00 (A)
- 15x16x22cm, 3 x Life size
- Made of PVC
- Model shows complete set of teeth with gums & tongue.
- A flexible joint between the jaws allows easy movement.
- Key card / Manual provided.



ZX-1442K

### ZX-1442K Oral Hygiene Training Kit

- Price Rs. 826.00 (A)
- Life size Dental Model.
- Play -way kit to understand teeth structure and technique for proper oral hygiene.
- Includes: Teeth model, tooth brush, clay, dice & pawns, sketch pen, booklet.



ZX-1442



### ZX-1442

#### Dental Model Life Size

- Price Rs. 590.00 (A)
- Life size
- It shows the upper & lower jaw hinged with rod & screw.
- 28 fixed non removable teeth shown.
- Key card / Manual provided.



ZX-NS6503

### ZX-NS6503 Teeth Model in Oral Cavity

- Price Rs. 8850.00 (A)
- The model made with realistic resistance of the lips and cheeks is used to simulate the Oral Cavity for real-life practice. It can be used with Hygiene Techniques Training Manikin.



ZX-1443



### ZX-1443 Dental Practice Typodont Model

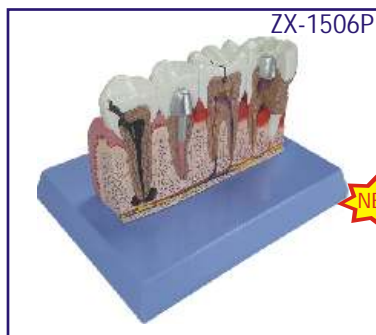
- Price Rs. 5015.00 (A)
- Life size • 28 removable teeth in this model.
- Students will be able to practice preparing the teeth for restoration, whether that is cavity fillings, crowns, or bridges.
- The model features plastic teeth screwed with metal screws in place, soft gingiva, and a soft palate. One crosshead mini screwdriver is provided to remove the teeth.
- A metal hinge holds the top and bottom jaws together.
- Key card / Manual provided.



ZX-1411

### ZX-1411 Dental Care Model

- Price Rs. 2183.00 (A)
- 22 x 16 x 15 cm
- Highly enlarged dental model with normal tooth brush.
- Key card / Manual provided.



ZX-1506P



### ZX-1506P Teeth Pathologies

- Price Rs. 3894.00 (A)
- Size : Size : 13.5 x 5 x 8.5 cm • Made of PVC
- Model of molars & premolars featuring many common dental problems, including abscess, advanced periodontitis, cavity, crown decay filling, gingivitis, plaque and severe bone loss.
- Mounted on a base.
- Great for dental clinics & anatomy classrooms.
- Key card / Manual provided.

### ZX-1512P Dental Caries Model

- Price Rs. 3953.00 (A)



ZX-1512P



- Size: 4 times enlarged
- Shows cavities in 3 molars removable from gum sockets.
- Each molar is longitudinally sectioned in 2 parts.
- 3 progressive stages of cavities (shallow, medium and deep) are shown, one in each molar.
- Morphological structure of the molar tooth is well depicted.
- Key card / Manual provided.



ZX-1230



### ZX-1230 Lower Jaw Model with Extractable Teeth

- Price Rs. 1652.00 (A)
- Life size • Made of PVC
- 16 extractable teeth. Partial section of the jaw can be removed.
- Model illustrate realistic details, textures and bony landmarks.
- Key card / Manual provided.



## DIGESTIVE SYSTEM

### ZX-1311PN Digestive System Model PVC



- Price Rs. 15930.00 (A)
- Life size
- Made of PVC
- Dissectable in 2 parts.
- The oral cavity, the pharynx and the first part of the esophagus are dissected along the medial sagittal plane. The liver is shown together with the gall bladder and the pancreas is dissected. The Stomach is open along the frontal plane; the duodenum, caecum, part of the small intestine and the rectum are open to expose the interior. The transverse colon is removable. The relief model of the head shows the anatomy of the mouth with salivary glands.
- Mounted on base.
- 51 features marked.
- Key card / Manual provided.

### ZX-1301A Human Digestive System



- Price Rs. 5664.00 (A)
- Life size
- Made of HSP resin
- Relief model of human digestive system in median section dissectible into 3 parts.
- Duodenum, caecum and rectum are opened. Rectum is unfolded.
- Transverse colon and front half of the stomach are removable.
- The model features the oral cavity, pharynx, esophagus, stomach, liver with gall bladder, pancreas, GI tract and spleen.
- Mounted on sturdy wooden base.
- 56 features marked.
- Key card / Manual provided.

### ZX-1434P Caecum and Appendix, Enlarged



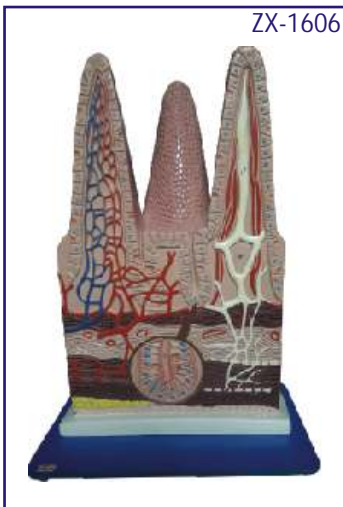
- Price Rs. 4720.00 (A)
- Size : 1.5 times enlarged
- Made of PVC
- Dissectable in 2 parts
- Mounted on display stand
- Extensive detailing of the caecum & appendix, location and attachment of the appendix to the large intestine demonstrated.
- Model can be opened to explore large intestine, with accurate depiction of the folds and texture of the internal anatomy.
- The removable portion of the model is secured with magnets.
- Model can be removed for greater inspection & demonstration.
- Key card / Manual provided.

### ZX-1514P Rectum Pathologies Model

- Price Rs. 4071.00 (A)
- Size : 22 x 12.5 x 11 cm
- Made of PVC
- Mounted on display stand
- The model displays various pathological conditions of the rectum and anus which includes ulcerative colitis, internal & external fistula, internal & external hemorrhoids, annular cancer, sessile polyp, submucosal abscess, skin tag, pedunculated polyp, supralelevator abscess, ischioanal abscess, cryptitis, diverticulum, condyloma acuminatum, fissure and condyloma latum.
- Key card / Manual provided.



### ZX-1606



### ZX-1606

#### Intestinal Villi

- Price Rs. 2950.00 (A)
- 31x20x43 cm.
- Made of HSP resin.
- Highly enlarged 3D replica model of small intestine shows one entire villus, one sectioned villus with arterioles and venules and one sectioned villus with lymphatic vessels. The model also shows different muscle layers in section.
- Mounted on sturdy wooden base.
- 17 features marked.
- Key card / Manual provided.

### GD/A12006



### GD/A12006 Appendix and Caecum

- Price Rs. 5192.00 (A)
- Made of advanced PVC.
- Mounted on a stand.
- Natural size.
- Shows wall of the caecum & appendix.
- Separated into 2 parts.
- Shows 17 positions.

# DIGESTIVE SYSTEM

## ZX-1605 Alimentary Canal Wall Model (complete set of 8) • Complete Set Price Rs. 27848.00 (A)

Model is highly magnified to show histological section fine tissues and structures

It is made of advanced HSP resin. Mounted on sturdy wooden base. Key card provided with each model.



**ZX-1605/1**  
**Oesophagus Wall**

- Price Rs. 3481.00 (A)
- 16 x 16 x 26 cm.
- 14 features marked.



**ZX-1605/2**  
**Oesophagus & Stomach Junction**

- Price Rs. 3481.00 (A)
- 16 x 16 x 26 cm.
- 18 features marked.



**ZX-1605/3**  
**Stomach Wall**

- Price Rs. 3481.00 (A)
- 16 x 16 x 28 cm.
- 21 features marked.



**ZX-1605/4**  
**Stomach & Duodenum Junction**

- Price Rs. 3481.00 (A)
- 16 x 16 x 38 cm.
- 17 features marked.



**ZX-1605/5**  
**Duodenum Wall**

- Price Rs. 3481.00 (A)
- 16 x 16 x 33 cm.
- 15 features marked.



**ZX-1605/6**  
**Small Intestine Wall**

- Price Rs. 3481.00 (A)
- 16 x 16 x 28 cm.
- 15 features marked.



**ZX-1605/7**  
**Large Intestine Wall**

- Price Rs. 3481.00 (A)
- 16 x 16 x 26 cm.
- 15 features marked.



**ZX-1605/8**  
**Rectum Wall**

- Price Rs. 3481.00 (A)
- 16 x 16 x 21 cm.
- 11 features marked.



**ZX-1430**  
**Liver (Healthy & Pathologies)**

- Price Rs. 6844.00 (A)
- Made of PVC • 5 Piece Model
- Model is sectioned into hepatitis, normal healthy and cirrhosis sections.
- It locks into a plastic base.
- Key card / Manual provided.

## ZX-1511P Diabetes Mellitus Complications Model

- Price Rs. 9912.00 (A)

- Made of PVC
- It shows the effects of diabetes on brain, eye, heart, kidney, artery, pancreas, neuron and foot.
- It illustrates effects associated with diabetes: stroke, non-inflammatory disease of retina, heart disease, hardening of kidney, hardening of arteries, insulin resistance, neuropathy & foot ulcerations.
- Easy to remove & assemble the different parts on the stand given.
- Key card / Manual provided.







**ZX-1416PN**

## Liver Model PVC

- Price Rs. 4602.00 (A)
- Life size • Made of PVC
- Model shows lobulation, liver ligaments, portal structure, gallbladder, bile duct system.
- Mounted on base.
- 8 features marked.
- Key card / Manual provided.



**ZX-1446PN**

## Liver Section & Gallbladder

- Price Rs. 6372.00 (A)
- Life size • Made of PVC
- Model shown liver and gallbladder in open section to expose the complex internal network of arteries, veins and bile ducts.
- Model is displayed in bright different colors for clarity and ease of examination.
- Mounted on base with stand.
- 17 features marked.
- Key card / Manual provided.



**XC-311**

## XC-311 Liver, Pancreas & Duodenum Model

- Price Rs. 3776.00 (A)
- To study the basic structure of the liver, spleen, blood vessels and pancreas.
- External structure are illustrated as well as the pancreatic duct of the pancreas.
- This model also shows the abdominal aorta & inferior vena cava.
- Life-size. Dissectible into 3 parts.
- Made of PVC. Size: 23 x 12.5 x 26 cm.



**ZX-1518P**

## ZX-1518P Pancreatic Region Pathology Model

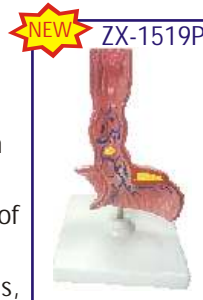
- Price Rs. 4956.00 (A)
- Life size • Made of PVC
- Model shows cancer of pancreas, gallbladder with stones, peptic ulcer of duodenal wall and ruptured spleen.
- Mounted on base with stand.
- Key card / Manual provided.



**ZX-1408**

## ZX-1408 Stomach

- Price Rs. 2714.00 (A)
- 17x16x25 cm. • Made of HSP resin
- Dissectable in 2 parts.
- It shows different muscle layers of stomach wall.
- Model shows lower esophagus, vessels and nerves.
- Mounted on stand with base.
- 36 features marked.
- Key card / Manual provided.



**ZX-1519P**

## ZX-1519P Diseases of Esophagus

- Price Rs. 1593.00 (A)
- Life size • Made of PVC
- Model shows lower part of the esophagus and some of the upper part of the stomach.
- Model shows following diseases of the esophagus: A. Reflux esophagitis, B. Ulcer, C. Barrett's ulcer, D. Esophageal carcinoma, E. Esophageal varices & F. Hiatal hernia
- Mounted on base with stand.
- Key card / Manual provided.

## ZX-1402 Human Stomach, Pancreas & Duodenum

- Price Rs. 3009.00 (A)



**ZX-1402**

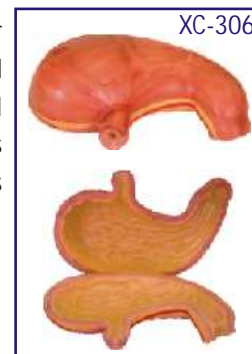
- 20x15x10 cm
- Made of HSP resin
- It shows layers of stomach wall.
- Dissectable in 3 parts.
- Model depicts lower esophagus, associated blood vessels and sectioned duodenum and pancreas (revealing large ducts up to its aperture).
- Mounted on stand with base.
- 70 features marked.
- Key card / Manual provided.



**XC-312**

## XC-312 Liver Model

- Price Rs. 5782.00 (A)
- An economical way to study the basic structure of the liver.
- The complex vessels network in the opened liver, displayed in different colors on this model: hilus vessels, extra-hepatic and intra-hepatic bile ducts. Liver mounted on stand.



**XC-306**

## XC-306 Stomach Model

- Price Rs. 3304.00 (A)
- Made of hard plastic
- Magnified 2 times the natural size
- Shows the morphology of the stomach in a distended state.
- With the longitudinal section, the model shows the structures of the gastric folds, pyloric valve, pyloric sphincter muscles, gastric mucosa and the transitional mucosa of the gastric-esophagus.

**ZX-1435PN Labyrinth with Ossicles (Middle Ear) Model**

- Price Rs. 7080.00 (A)
- Size : 18 times enlarged
- Made of PVC
- Mounted on stand.
- Dissectable in 3 parts.
- 19 parts labeled in total.
- It shows the organs of the middle ear space and the inner ear.
- The membranous and bony labyrinths are shown.
- Cochlea can be opened.
- Well illustrated and informative.
- Beautifully painted in bright colors.
- Model is accurately made from actual specimen references, photographs and encyclopedia reference under expert guidance.
- Model is great teaching tool for anatomy lessons.
- Key card / Manual provided.

**ZX-1436 Auditory Bones, Enlarged**

- Price Rs. 944.00 (A)

- Size : 3 times enlarged
- Made of PVC
- Natural colour
- Anatomically accurate and informative.
- Model is great teaching tool for anatomy lessons.
- Model is accurately made from actual specimen references, photographs and encyclopedia reference under expert guidance.
- Model shows 3 smallest bones located in middle ear, malleus (hammer), incus (anvil) and stapes (stirrup) joined to each other.
- Key card / Manual provided.



XC-303C



XC-303C

**Ear Model New Style Giant Size**

- Price Rs. 3953.00 (A)
- Dissectible in 6 parts.
- Made of PVC Plastic.
- Size 33 x 15 x 23 cm.

XC-324



XC-324

**Model of the Head**

- Price Rs. 7316.00 (A)
- This model shows the interior parts of the mouth cavity and pharynx with network of vessels & trigeminal nerves.

ZX-1508P



ZX-1508P

**Thyroid Diseases Model**

- Price Rs. 6726.00 (A)
- Life size
- Made of PVC
- Mounted on stand.
- Dissectable in 4 parts.
- It shows normal anatomy and common thyroid diseases.

XC-301

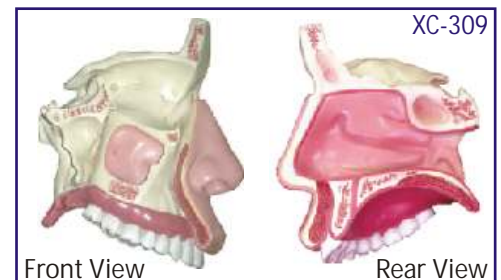


XC-301

**Human Larynx Model Magnified**

- Price Rs. 2301.00 (A)
- Size 11.5 x 11 x 24 cm
- 3-parts dissectible.
- A functional model, On base 3 times enlarged.
- Shows movements of epiglottis & cartilages in the voice box.
- Shows the morphology and structure of the respiratory tract and phonetic organ.

XC-309



Front View

Rear View

XC-309

**Model of the Anatomical Nasal Cavity**

- Price Rs. 2301.00 (A)

- This model helps the students to understand:
- External nose : shows the section of the nasal bones and cartilages.
  - Nasal cavity : on the lateral nasal wall show the superior, middle and inferior nasal conchae project medially into the nasal cavity forming the superior, middle and inferior nasal maxillary sinuses.
  - Paranasal sinuses : shows the frontal, sphenoid and maxillary sinuses.



# RESPIRATORY SYSTEM

## ZX-1437PN Cavities of Nose, Mouth, Throat, Enlarged



- Price Rs. 40120.00 (A)
- Size : 2 times enlarged
- Made of PVC
- Dissectable in 10 part
- Mounted on base
- 160 parts labeled in total
- Detailed model showing muscles, cartilage, or bones of the human head. The removable larynx also helps users get a closer look at the tongue and lingual tonsil with brightly colored arteries and textured muscles.
- Well illustrated and informative.
- Beautifully painted in bright colors.
- Model is accurately made from actual specimen references, photographs and encyclopedia reference under expert guidance.
- Key card / Manual provided.



## ZX-1444PN Nasal Oral Cavity Model, Sagittal Section

- Price Rs. 3481.00 (A)
- Life size
- Made of PVC
- This model shows the interior parts of nasal cavity, oral cavity, throat and pharynx.
- Sagittal section
- Mounted on base.
- 12 features marked.
- Key card / Manual provided.



## ZX-1423PN Human Tongue and Larynx Model 5 Parts

- Price Rs. 9204.00 (A)

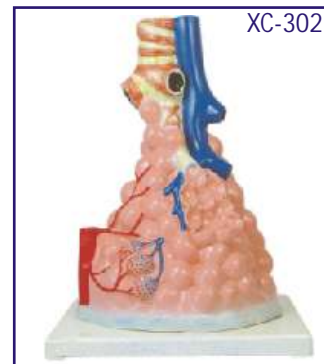
- Natural size
- Made of PVC
- Dissectable in 5 parts.
- Mounted on base.
- 49 features marked.
- Key card / Manual provided.
- The model consists of median sagittal section of the larynx, the laryngeal ligament & cartilage, the base of the tongue, thyroid gland and the part of mandible with teeth.

# RESPIRATORY SYSTEM

## ZX-1306 Human Respiratory System



- Price Rs. 5664.00 (A)
- Size : 40x80 cm.
- Made of HSP resin.
- Well illustrated and informative.
- Upper half of the model displays nasal cavity, oral cavity, trachea, bronchia, bronchial tree in pulmonary lobe, right and left lungs cut open, heart in situ, pulmonary blood vessels and diaphragm with muscles attached to it.
- Lower half of the model shows enlarged pulmonary acinus displaying pulmonary alveoli, alveolar sacculles, bronchial artery and veins and alveolar capillary network.
- Model is accurately made from actual specimen references, photographs and encyclopedia reference under expert guidance.
- Mounted on wooden sturdy base board.
- 38 features marked.
- Key card / Manual provided.



## XC-302 Pulmonary Alveoli Model Magnified

- Price Rs. 3304.00 (A)

- Size: 26 x 15 x 35 cm
- Made of PVC plastic & mounted on plastic base.
- The model shows the small branches of principal bronchus:
- Section of bronchiole of no cartilage.
- The relation between pulmonary alveoli and terminal bronchiole.
- The structure of alveolar sac and alveolar duct
- The capillary rete in the alveolar septa.

# RESPIRATORY SYSTEM



**ZX-S320PN Respiratory System Model 7 Parts PVC**

• Price Rs. 14042.00 (A)

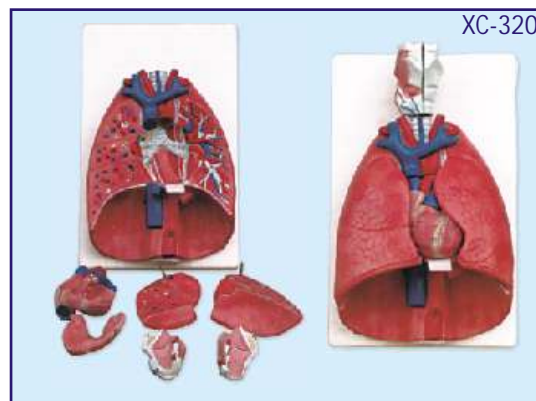
- Life size • Made of PVC • Dissectable in 7 parts
- Showing the larynx (dissected along the sagittal plane), the lungs (dissected along the frontal plane) & a 2 parts heart.
- Mounted on base.
- 51 features marked.
- Key card / Manual provided.



**GD/A13013 Transparent Lung, Trachea & Bronchial tree with Heart**

• Price Rs. 19234.00 (A)

- The model consists of heart, great vessels (aorta, superior vena caval), tracheobronchial tree and mediastinum.
- 57 positions are displayed
- Size: 2/3 time of Life size, 27 x 22 x 19 cm.
- Material: Advanced PVC and paint.



**XC-320 Larynx, Heart and Lungs Model**

• Price Rs. 11210.00 (A)

- Life size, 36 x 23 x 12 cm
- Dissectable in 7 parts
- Made of PVC plastic



**XC-330 Model of the Transparent Lung Segment**

• Price Rs. 10030.00 (A)

- Presents 10 segments in the right lung and 8 in the left. The distributions of the bronchial tree can be observed through the transparent lungs.
- Right lung: right upper lobe (3 segments), right middle lobe (2 segments), right inferior lobe (5 segments)
- Left lung: left upper lobe (4 segments), left inferior lobe (4 segments).
- Distribution of the bronchial tree: right bronchus, left bronchus.
- Hilus of lung. The lung made of transparent plastic. The trachea and bronchial tree is made of PVC.

## Covid-19 Products

### We can provide :

- Covid-19 safety instruction charts
- Disinfectants and fogging machines
- Floor mats - for sanitising shoes at entry point
- Hand sanitisers - Alcohol free
- Sanitiser dispensing machines
- Face shields and safety goggles
- U. V. sterilisation chambers



Hygiene products are available with us



Charts



Sanitiser



Disinfectant



Floor Mats



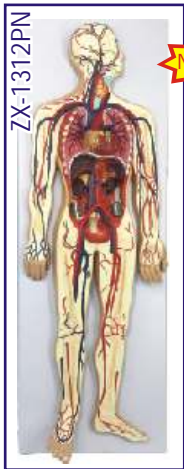
Sanitiser Dispenser



Please ask for separate catalogue of above articles



## HEART &amp; CIRCULATORY SYSTEM



## ZX-1312PN

## Circulatory System Model PVC

- Price Rs. 17110.00 (A)
- Size : Half life Size • Made of PVC
- This model is a half life-size relief model which includes a 2 part removable heart and exceptional details.
- Following anatomical structures are in detail: The arterial/venous system, the heart, the lungs, the liver, the spleen, kidneys, and a partial skeleton.
- Mounted on base.
- 70 features marked.
- Key card / Manual provided.



## ZX-1302

## Human Circulatory System

- Price Rs. 5664.00 (A)
- Half life size
- Made of HSP resin
- Model shows following anatomical structures : Arterial and venous system, Heart showing chambers, Liver, Spleen, Lung, Kidneys, Partial skeleton.
- Mounted on wooden base.
- 81 features marked.
- Key card / Manual provided.



## ZX-1509P

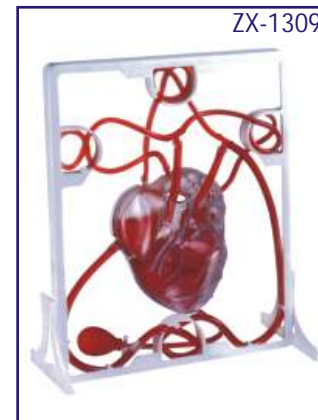
## Hypertension Model

- Price Rs. 9676.00 (A)
- Made of PVC
- It shows organs (Brain, Eye, Heart, Kidney, Adrenal gland & Artery) related with hypertension.



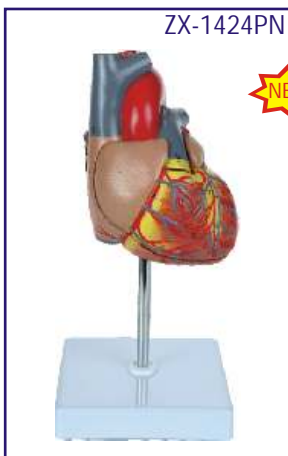
## ZX-1308E Fetal Circulation

- Price Rs. 2950.00 (A)
- 61 x 46 x 7 cm • Made of HSP resin
- Model shows foetal heart, lungs, liver, placenta with cord, aorta & vena cava and is marked to show circulation & direction of blood flow.
- Mounted on sturdy wooden base.
- 24 features marked.
- Key card / Manual provided.



## ZX-1309 Pumping Heart

- Price Rs. 2301.00 (A)
- A 3-D working plastic heart model with clear chambers. Squeeze bulb pumps simulated blood through clear heart chambers just like real one.
- Complete heart model with display stand.
- Complete instruction manual.
- Acrylic Paints & Brush are included.



## ZX-1424PN

## ZX-1424PN Heart Model Deluxe Life Size 2 Parts



- Price Rs. 3127.00 (A)
- Life size • Made of PVC
- Dissectable in 2 parts
- Model parts held together with hidden magnets.
- The front wall of the heart can be removed and replaced easily, allowing for easy study of the internal structures of the heart.
- Mounted on stand
- 34 features marked.
- Key card / Manual provided.



## ZX-1611E

## ZX-1611E Blood Groups

- Price Rs. 2596.00 (A)
- 60 x 25 x 6 cm. • Made of soft PVC
- The model shows eight blood types ie. blood type A- /A+ /B- /B+ /AB- /AB+ /O- /O+ (according to the presence or absence of antigens & Rh factor).
- Mounted on board.
- 12 features marked.
- Key card / Manual provided.

## HEART & CIRCULATORY SYSTEM

### ZX-1405E Human Heart (7 Parts)



- Price Rs. 2596.00 (A)
- 20x20x22 cm. • Made of HSP resin
- Model is sectioned to expose ventricles, atria, and valves.
- Model also depicts blood vessels of heart and heart musculature in detail.
- 33 features marked.
- Key card / Manual provided.

### XC-307 Jumbo Heart Model

- Price Rs. 5192.00 (A)



XC-307

- Size: 25x23x23 cm.
- Made of PVC plastic.
- Clear conception of routes of the systemic and pulmonary circulation.
- Dissectible into 3 parts. 4 times enlarged.



XC-307D

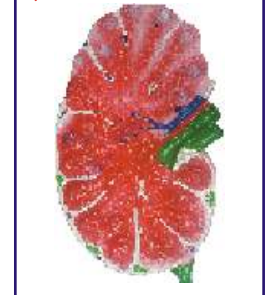
### XC-307D Middle Heart Model

- Price Rs. 5310.00 (A)

- This model shows external features and internal structures of heart and its relation between large blood vessels.
- Dissectible into 5 parts.
- 3 times enlarged.

NEW

ZX-1449P



### ZX-1449P Lymph Node

- Price Rs. 2301.00 (A)

- Size: 32x20x10 cm.
- Made of PVC.
- Model shows anatomical features of a lymph node such as capsule, lymph vessels, cortical follicles, blood vessels, trabecula and germinal center.
- Key card / Manual provided.

### ZX-1517P 4 Stage Blocked Artery (Atherosclerosis) Model



ZX-1500

### ZX-1500 Blocked Artery Model

- Price Rs. 1888.00 (A)
- 12x8x4 cm. • Made of HSP resin
- The model shows 4 stage cross section of narrowing of an artery due to build up of cholesterol and plaque.
- Four stages depict normal artery, fatty streak, fibrous plaque & blockage in order.
- All stages rotate on a hinge pin.
- 8 features marked.
- Key card / Manual provided.



ZX-1517P

- Price Rs. 2832.00 (A)
- 8.5x3.5x4.5 cm. • Made of PVC
- The 4 piece artery model shows progression of atherosclerosis from normal artery to blocked artery.
- All 4 pieces are mounted to a rotating display of the build up fatty tissue and plaque and blockage.
- Great learning tool for students and for demonstrating to heart patients.
- Key card / Manual provided.

## BRAIN & NERVOUS SYSTEM

### ZX-1317PN Nervous System Model PVC

- Price Rs. 18880.00 (A)

- Size : Half size • Made of PVC
- Well illustrated and informative
- Beautifully painted in bright colors
- Model is accurately made from actual specimen references, photographs and encyclopedia reference under expert guidance
- Model is great teaching tool for anatomy lessons
- Mounted on base.
- 33 features marked.
- Key card / Manual provided.



NEW

ZX-1317PN

### ZX-1307 Human Nervous System

- Price Rs. 5664.00 (A)

- Half life size • Made of HSP resin
- Model is a schematic representation of the central and peripheral nervous system, including spinal nerves radiated from central nervous system to other parts of body.
- Mounted on wooden base board.
- 39 features marked.
- Key card / Manual provided.



ZX-1307

### ZX-1602 Neuron

- Price Rs. 4307.00 (A)

- 30x20x12 cm • Made of HSP resin.
- Motor neuron model in three-dimension.
- Model shows branching dendrites, myelin-wrapped axon and node of Ranvier.
- Removable axon section shows cytological ultra structure, layers of myelin sheath, neurolemma and schwann cell.
- 19 features marked.
- Key card / Manual provided.



ZX-1602

### GD/A18001 Neuron Model

GD/A18001



- Price Rs. 12272.00 (A)
- Consists of 2 parts.
- Shows neuronal body and nerve fiber, neuronal axon hillock, dendritic arbor, neurofilament, etc.
- Shows 15 positions.
- Made of Advanced PVC.



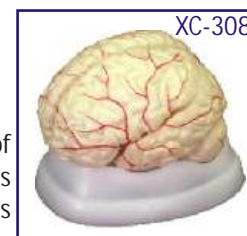
## ZX-1421PN Brain Model Deluxe 8 Parts

- Price Rs. 12390.00 (A)
- Life size • Made of PVC • Dissectable in 8 parts. On base
- Model can be disassembled into the temporal and occipital lobes, the frontal and parietal lobes, the cerebellum, the brain stem and circle of willis & basilar artery.
- All structures, including blood vessels, are shown in great detail
- Model pieces are held together with magnets & pegs
- 41 features marked.
- Key card / Manual provided.



## XC-308 Brain with Arteries

- Price Rs. 3304.00 (A)
- Made of PVC plastic.
- Dissectible into 8 parts. On base.
- Natural size: 18.5 × 14 × 13.5cm.
- Facilitates a correct understanding of the features of the brain and its arterial supply as a whole, Relations between their component portions.
- External features of the brain: cerebral hemisphere, brain stem, cerebellum.
- The arterial supply of the brain: sources, vertebral, internal carotid arteries, arterial supply of the cerebellum and cerebrum.



ZX-1422PN

ZX-1422PN

## Brain Model Deluxe Enlarged 4 parts

- Price Rs. 18408.00 (A)
- Size : 1.5 times enlarged • Made of PVC
- Dissectable in 4 parts
- Showing the temporal and occipital lobes, the frontal & parietal lobes, the cerebellum, the brain stem in different colors.
- Mounted on metal stand with wooden base.
- 142 features labeled & relevant descriptive names written directly on model.
- Key card / Manual provided.




## XC-318 Brain with Arteries on Head

- Price Rs. 6962.00 (A)
- This model shows the brain structure inside the skull. Two halves brains can be disassembled into: frontal with parietal lobes, temporal with occipital lobes, half of brain stem, half of cerebellum.
- Life size
- Dissectible into 9 parts.



## ZX-1438PN Brain Stem Model, Enlarged

- Price Rs. 6490.00 (A)
- Size : 2.5 times enlarged • Made of PVC
- Dissectable in 2 parts. • 67 parts labeled in total.
- It shows the structure of the brainstem, such as midbrain, pons, medulla and cerebral nerves, etc.
- Ideal for advanced anatomical study by neurological students as well as patient demonstration.
- Great for studying human development and having as a desktop model for quick reference and to educate patients.
- Key card / Manual provided.



ZX-1612PN

## Spinal Cord and Nerve Branches

- Price Rs. 8260.00 (A)
- Size : 8 times enlarged
- Made of PVC • Mounted on board.
- 21 parts labeled in total.
- It shows the detail of the anterior and posterior nerve roots with additional depiction of the spinal ganglion.
- Displayed both longitudinally and in cross section.
- Key card / Manual provided.

## ZX-1610E Reflex Arc

- Price Rs. 2596.00 (A)
- 30x40x3 cm. • Made of HSP resin
- The model shows sensory, neural & motor elements of a complete reflex arc.
- Mounted on sturdy wooden base.
- 22 features marked.
- Key card / Manual provided.



## GD/A 18102 Spinal Cord in the Spinal Canal

- Price Rs. 28556.00 (A)
- Mounted on board. • Shows 47 positions. • Made of Advanced PVC.
- Shows ventral side, brain stem and spinal cord.
- Branches up to the coccygeal plexus, sympathetic trunk with its connection to the central nervous system.



## SKIN

ZX-1604A

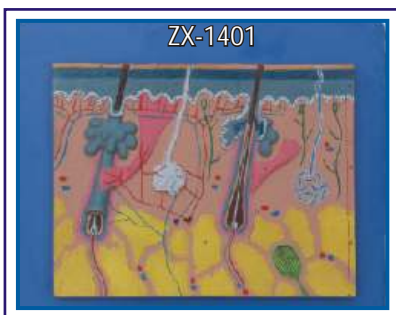


**ZX-1604A Skin Model**

• Price Rs. 2478.00 (A)

- 21x10x25 cm. • Made of HSP resin
- Model shows 3-D section of human skin.
- The model represents differentiated skin layers, hair, sweat glands, sebaceous glands, blood vessels, nerves and receptors for detailed examination.
- Mounted on sturdy wooden board for easy display.
- 35 features marked.
- Key card / Manual provided.

ZX-1401



**ZX-1401 Human Skin**

• Price Rs. 1593.00 (A)

- 30x35 cm • Made of HSP resin
- The skin relief model of a skin section of the head.
- Skin section portrays the anatomy of the skin at 70 times life size and shows:- Representation of hair follicles with sebaceous glands, Sweat glands, Receptors, Nerves, Blood Vessels, Different layers of the skin.
- Mounted on sturdy wooden base.
- 31 features marked. • Key card / Manual provided.

XC-313



**XC-313 Skin Model Enlarged**

• Price Rs. 3953.00 (A)

- A greatly enlarged (105 times) cross sectional view of the human skin showing three layers-epidermis, dermis, hypodermis, structures of the human scalp and a close-up view of a hair follicle, sweat gland, fatty tissue, sebaceous gland, blood vessels & nerves. Front, side and back view.
- Mounted on a plastic base.
- Size: 27 × 10 × 31 cm.

ZX-1501E



**ZX-1501E Skin Cancer**

• Price Rs. 708.00 (A)

- Size : 15x15x6 cm. • Made of HSP resin
- This skin cancer model shows three cancerous conditions : NBC (Nodular Basal Cell), MMC (Malignant Melanoma), MBC (Morpheic Board Cell), and three non cancerous conditions : DN (Dyplastic Nevi), KAC (Keratoa conthoma), AK (Aetinic Keratosis) with basal layer and dermal layer cross-section detail.
- Mounted on wooden base.
- 9 features marked.
- Key card / Manual provided.

ZX-1502E




**ZX-1502E Skin Acne**

• Price Rs. 1593.00 (A)

- 15x15x13 cm. • Made of HSP resin
- Enlarged cross-section model of skin shows acne pustule (pimple) and open comedo (black head).
- The model also shows normal skin with relevant details.
- Mounted on wooden base.
- 19 features marked.
- Key card / Manual provided.

ZX-1503E



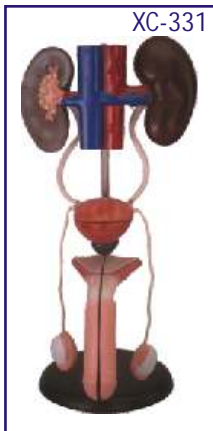
**ZX-1503E Skin Burn**

• Price Rs. 1888.00 (A)

- 20x15x12 cm. • Made of HSP resin
- The model is two sided. One side shows normal skin anatomy.
- The other side shows 1st, 2nd and 3rd degree burns.
- 75 times enlarged.
- Mounted on wooden base.
- 20 features marked.
- Key card / Manual provided.



## EXCRETORY SYSTEM



**XC-331**  
**Male Urogenital System**  
• Price Rs. 3481.00 (A)

- This is intended for schools as a visual aid in teaching physiology and hygiene to help the students to understand the external features of the urogenital system of the kidney, urinary bladder, penis and testicle.
- Made of PVC Plastic.
- Size 20 x 20 x 50 cm.



**XC-332**  
**Female Urogenital System**  
• Price Rs. 3481.00 (A)

- This model serves as a teaching model for teachers to teach the female urogenital system. The model shows kidney, ureters, urinary bladder, uterus, accessories of uterus, vagina, ovary membrane, ligaments, uterus ligament and its artery etc.
- Made of PVC plastic.
- Size 20 x 20 x 50 cm.



**ZX-1303 Human Excretory System**  
• Price Rs. 5664.00 (A)

- 40x80 cm • Made of HSP resin
- Delivered on wooden baseboard for easy display.
- It shows the structures of the retroperitoneal cavity which includes : descending aorta, inferior vena cava, renal veins and arteries, ureter, urinary bladder cut open to show trigone and other structures, adrenal glands, both kidneys, iliac vessels and prostate gland.
- Left kidney and left adrenal gland in section.
- Model also shows testis and penis in section.
- The model has anatomical details that makes it a great teaching aid.
- 36 features marked. • Key card / Manual provided.



**ZX-S333P**  
**Urinary System Block Model Dual Sex, 6 Parts**  
• Price Rs. 15222.00 (A)

- Life Size • Made of PVC
- Mounted on stand. • Dual sex
- It shows components of urinary system, posterior abdomen wall, kidney, adrenal gland & bladder.
- It also shows pelvic bone and muscles, Inferior vena cava, aorta with its branches including iliac vessels and Rectum.
- One front half of a kidney is removable
- Key card / Manual provided.




**XC-333 Urinary System Model**

- Price Rs. 14750.00 (A)
- The Model shows the structures of retroperiton alcavity, pelvis with bones and muscles, inferior venacava, aorta with its branches, upper urinary tract, kidney with adrenal gland, ureter, bladder, etc.
- Dissectible into 4 parts.



**ZX-1439PN Kidney with Adrenal Gland, Enlarged**

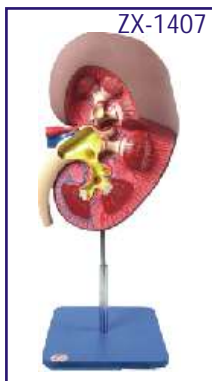
- Price Rs. 3540.00 (A)
- Size : 2 times enlarged • Made of PVC
- Mounted on stand.
- Kidney with adrenal gland and portion of the ureter, is open to expose its internal anatomy showing the cortex, medulla, major & minor calyces, renal columns, and the renal artery & vein.
- Model fully rotates on bare or can be removed from stand for hands on study.
- 17 features marked.
- Key card / Manual provided.



**ZX-1603 Kidney Microstructure**

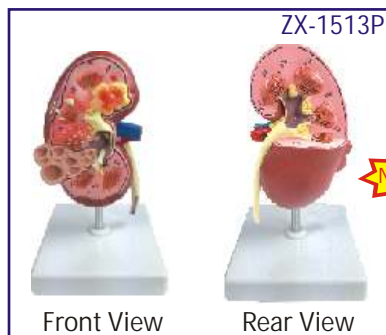
- Price Rs. 5310.00 (A)
- 30x20x24 cm • Made of HSP resin
- Beautifully painted in advanced colours.
- A complete 3-D model shows 5 sides view of following structures in great details : kidney in section, parenchyma of kidney and nephron, renal corpuscle and associated structures, loop of henle and associated structures.
- Mounted on sturdy wooden base.
- 45 features marked.
- Key card / Manual provided.

# REPRODUCTIVE SYSTEM



**ZX-1407 Kidney**

- Price Rs. 2537.00 (A)
- Size: 3 times of life size.
- Made of HSP resin
- Model shows a longitudinal section of the left kidney.
- Mounted on stand.
- 31 features marked.
- Key card / Manual provided.



**ZX-1513P Kidney Pathologies Model**

- Price Rs. 3953.00 (A)
- Size: 15 x 9 x 3 cm.
- This kidney model shows pathological complications of a kidney like infection, scarring, atrophy, urinary (kidney) stones, tumors, polycystic disease and hypertension on one side.
- The other side shows a normal kidney features.
- Mounted on base.
- Key card / Manual provided.



**XC-310-3**

**Human Kidney with Adrenal Gland**

- Price Rs. 3186.00 (A)
- Life-size model features the kidney, adrenal gland, renal and adrenal vessels & upper portion of the ureter.
- Dissectible into 2 parts to reveal the cortex medulla, cortex vessels and renal pelvis.
- Model can be removed from the stand for instruction and patient education.
- Size: 12.5 x 12.5 x 20 cm.

## REPRODUCTIVE SYSTEM



**ZX-1304**

**Human Reproductive System Male**

- Price Rs. 5664.00 (A)
- 40x80 cm.
- Made of HSP resin
- Upper half part shows median section of the system.
- Internal organs (accessory organs) shown in great detail are epididymis, vas deferens, ejaculatory ducts, urethra, seminal vesicles, prostate gland and bulbourethral gland.
- External structures shown are penis, scrotum and testicles.
- Lower half shows the model of scrotum and contents along with the penis.
- 41 features marked.
- Key card / Manual provided.



**ZX-1305**

**Human Reproductive System Female**

- Price Rs. 5664.00 (A)
- 40x80 cm.
- Made of HSP resin
- Upper half model shows both ovaries, left ovary in section, fallopian tubes with fimbriae, uterus, cut open vagina to show vaginal folds and cervix, bladder with cut open urethra, labia and rectum.
- Lower half model shows adnexa of uterus.
- 56 features marked.
- Key card / Manual provided.

**ZX-1417PN Male Pelvis Section Diss. PVC**



**ZX-1417PN**

- Price Rs. 11800.00 (A)
- Life size
- Made of PVC
- Dissectable in 4 parts
- Open through the medial sagittal section of male pelvis, this model shows the internal organs of urinary, male reproductive system and muscular anatomy
- Mounted on base.
- 26 features marked.
- Key card / Manual provided.

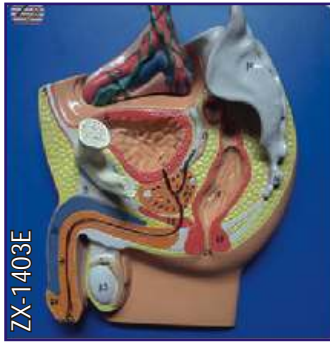
**ZX-1418PN Female Pelvis Section Diss. PVC**



**ZX-1418PN**

- Price Rs. 12272.00 (A)
- Life size
- Made of PVC
- Dissectable in 3 parts
- This model shows the urinary and female reproduction system along with muscular anatomy
- Half of the pelvis is shown, along with a removable attachment to see the outer reproductive organs
- Mounted on base.
- 27 features marked.
- Key card / Manual provided.





**ZX-1403E Male Pelvis Small (Magnetic)**

- Price Rs. 1593.00 (A)
- 25x25x8 cm. • Made of HSP resin
- Model is in 3 parts.
- Median section model shows male genital organs in normal position.
- Model is mounted on board.
- 36 features marked.
- Key card / Manual provided.



**ZX-1404E Female Pelvis Small (Magnetic)**

- Price Rs. 1593.00 (A)
- 25x25x8 cm. • Made of HSP resin
- Model is in 2 parts.
- Median section model shows female genital organs in normal position.
- Model is mounted on board.
- 31 features marked.
- Key card / Manual provided.



**ZX-1445P Female Pelvic Anatomy Model**

- Price Rs. 2596.00 (A)
- Size: 18x14x14.5 cm.
- Model is showing anatomy of median sagittal section of the female pelvis.
- Suitable for pharmaceutical promotion.
- Mounted on base.
- Key card / Manual provided.



**ZX-1448E Female Pelvis 2 Parts**

- Price Rs. 2950.00 (A)
- Size 30x30x10 cm
- Made of HSP
- Total 22 parts labeled.
- Sagittal section of female pelvis in 2 parts.
- Model shows all important organs of female pelvis.
- Key card / Manual provided.

## XC-429 Female Internal & External Genital Organs



- Price Rs. 2596.00 (A)
- It shows the female genital organs including uterus, uterus appendix (fallopian tube, ovary and its membrane, ligament teres uteri, ligament ovary proprium), vagina and the structure of external genital organ.
- Part of uterus & vagina are dissected to show its internal structures. Size: life-size.

## GD/F5N IUD Training Simulator



- Price Rs. 8378.00 (A)
- Basing on real anatomy of female genitalia, we designed this model for instructing or training of insertion or removal IUD.
- The uterus is in coronal section and covered with transparent plastic window. So students can directly observe whole insertion or removal process.



**ZX-1419PN**

## Male Genital Organs Model Dissectable

- Price Rs. 12390.00 (A)
- Size : Life size • Made of PVC • Dissectable in 5 parts
- This model is medially sectioned.
- The model shows penis, prostate, bladder, seminal vesicle, spermatic cord, inguinal canal and testicles.
- 23 features marked. • Key card / Manual provided.



**ZX-1420PN**

## Female Genital Organs Model Dissectable

- Price Rs. 11210.00 (A)
- Size : Life size • Made of PVC • Dissectable in 4 parts
- This model is medially sectioned.
- Removable parts include a two-part Uterus and two halves of the Female Reproductive System with details of the internal structure.
- 13 features marked. • Key card / Manual provided.

# REPRODUCTIVE SYSTEM

GD/A15102



GD/A15102

## Male Genital Organs

- Price Rs. 15694.00 (A)
- Dissected in median and mounted on a stand.
- Shows the penis, prostate, bladder, seminal vesicle, spermatic cord & inguinal canal & base.
- Shows 72 positions.
- Made of Advanced PVC.

GD/A15105



GD/A15105

## Female Genital Organs

- Price Rs. 14160.00 (A)
- Dissected and mounted on a stand.
- Shows internal and external female genital organs.
- Shows 40 positions.
- Model consists of 4 parts.
- Made of Advanced PVC.

GD/F9B



## GD/F9B Female Contraception Practice Simulator

- Price Rs. 17464.00 (A)
- Imported material, high-quality and environmental protection.
- Simulated anteversion uterus, fallopian tubes, labium, vagina and transparent abdominal wall cover in the pelvic cavity.
- Expansion of vagina, the use of vaginal speculum, operation of female condom, contraceptive sponge and cervical cap.

ZX-1412



ZX-1412

## Male Condom Training Model

- Price Rs. 767.00 (A)
- 14.5x14.5x20 cm.
- Made of HSP resin
- The model is designed for male condom skill training.
- Model is supplied with one spare condom.



GD/F5M

GD/F5M

## Male Condom Model

- Price Rs. 9086.00 (A)
- The model is designed for male condom skill training.
- The model is mounted on a Lucite stand.
- The anatomy is accurate and the shape is realistic.

## GYNAE & OBSTETRIC MODELS

XC-332B



## XC-332B Human Female Pelvis Section (4 parts)

- Price Rs. 12744.00 (A)
- This median section models shows normal position of child before birth.
- Removable fetus.
- Made of PVC plastic.
- Size : 38 x 25 x 40 cm.

GD/A41003



## ZX-1515P Breast Pathologies Model

- Price Rs. 3481.00 (A)
- Life size • Mounted on base.
- This cross-sectional breast model depicts common pathologies such as adenocarcinoma, cysts, fibroadenoma and infiltrating scirrhus carcinoma.
- It also shows breast structures such as suspensory ligaments, fat tissue, lymph nodes, muscles, and ribs.
- Key card / Manual provided.

ZX-1515P

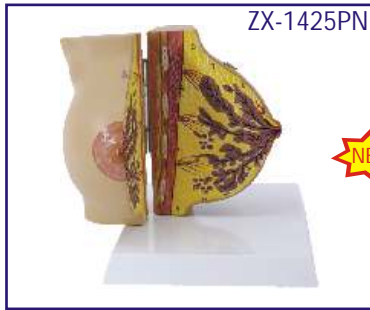


NEW

## GD/A41003 Ovary Model

- Price Rs. 28556.00 (A)
- Consists of 8 parts, mounted on stand.
- Shows ovary, primary and secondary ovarian follicles, ovum, ovulation, ovum, corpus luteum, corpus albicans.
- It demonstrates the procedure of ovum's development.
- Shows 10 positions. • Made of Advanced PVC.

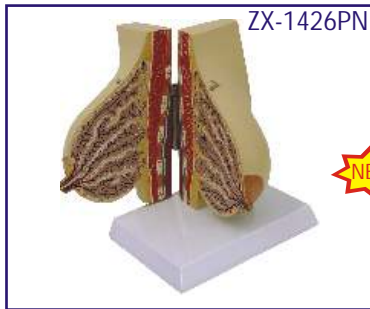




ZX-1425PN

## ZX-1425PN Female Breast Model Deluxe

- Price Rs. 8614.00 (A)
- Size : Life size • Made of PVC
- This model opens in half to display all internal structure of a female breast
- It is able to stay close by a metal hook
- Mounted on base
- 12 features marked.
- Key card / Manual provided.



ZX-1426PN

## ZX-1426PN Female Breast Model Dx. During Lactation

- Price Rs. 8614.00 (A)
- Size : Life size • Made of PVC
- This model opens in half to display all internal structures of a female breast during lactation
- It is able to stay closed by a metal hook
- Mounted on base
- 12 features marked.
- Key card / Manual provided.



ZX-1406

## ZX-1406 Female Breast Model

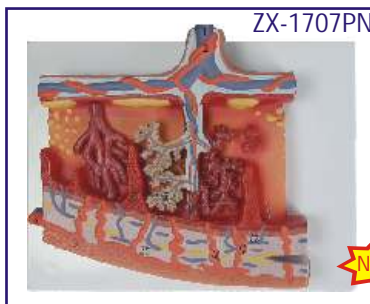
- Price Rs. 2596.00 (A)
- Life size • Made of HSP resin
- Model on stand shows a female breast in quiescent period.
- Model is medially divided into 2 halves.
- 16 features marked.
- Key card / Manual provided.

## ZX-1700PN Human Placenta Model with Cord



ZX-1700PN

- Price Rs. 5546.00 (A)
- Size : Life size • Made of PVC
- It shows structure of placenta from maternal & fetal side both.
- It also shows the relation between placenta and umbilical cord.
- Umbilical cord clearly shows umbilical vessels
- Maternal side: shows dark maroon structure of the decidua featuring the cotyledons
- Fetal side: reveals the amnion (amniotic membrane) partially removed, exposing the intervillous space.
- 8 features marked. • Key card / Manual provided.



ZX-1707PN

## ZX-1707PN Placenta Section Model, Enlarged

- Price Rs. 2950.00 (A)
- Size : 13 x 13 x 2 cm • Made of PVC
- 16 parts labeled in total. • Mounted on stand
- The anatomical structures of the human placenta in a cross-section view.
- Useful to learn about how the placenta works to provide nutrition, oxygen and blood and how it helps in waste elimination between a developing fetus & the uterine wall.
- Key card / Manual provided.



GD/A42010/1

## GD/A42010/1 Human Placenta

- Price Rs. 5782.00 (A)
- Mounted on stand.
- Made of Advanced PVC.
- Shows the structure of placenta and the relation between placenta and umbilical cord.
- 7 positions are displayed.



ZX-1706PN

## ZX-1706PN Human Embryo Model, Enlarged (Four weeks old)

- Price Rs. 3540.00 (A)
- Size : 25 times enlarged • Made of PVC
- 20 parts labeled in total.
- Well illustrated and informative.
- Great for studying human development and having as a desktop model for quick reference and for education.
- Key card / Manual provided.



GD/A42004

## GD/A42004 Embryo Model

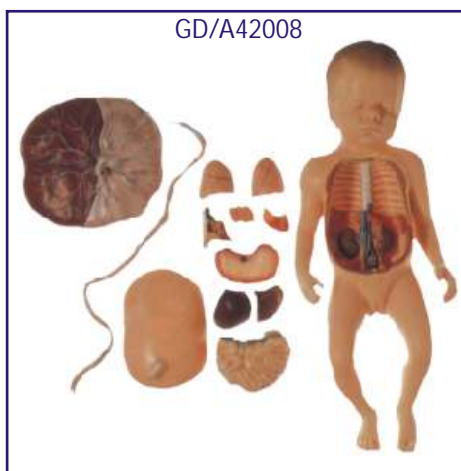
- Price Rs. 5782.00 (A)
- Mounted on stand.
- Made of Advanced PVC.
- 4 weeks old embryo.
- Shows 12 positions.



**ZX-1703**

## Full Term Fetus with Viscera and Placenta

- Price Rs. 22302.00 (A)
- Size : Life size • Made of PVC
- Dissectable in 11 parts
- Parts dissectable are: Liver in two parts, placenta with umbilical cord, left lung, right lung, two part heart, Thymus gland & intestinal viscera.
- Mounted on board size 38 x 53 cm
- Key card / Manual provided.



**GD/A42008**

## Fetus with Viscera and Placenta

- Price Rs. 25960.00 (A)
- Made of Advanced PVC.
- Shows a female fetus at the end of the pregnancy with placenta and umbilical cord.
- Separated into 13 parts as follow: Placenta, umbilical cord, abdominal cover, lungs, heart, thymus, diaphragm, liver, stomach, intestine, body.



**ZX-1708**

## Newborn Baby with Placenta

- Price Rs. 25724.00 (A)
- Female newborn systemic model, moveable head and limbs
- Realistic umbilical cord with umbilical vein and artery
- Umbilical cord ligation and nursing, realistic touch feeling, the enough length of umbilical cord can be used continually
- Neonatal basic nursing: lactation, sponge washing, wearing clothes, changing diapers



## ZX-1701 Fertilization Process Simulator

- Price Rs. 5782.00 (A)
- Size: 90 x 30 x 6.5 cm • Made of HSP resin
- Two frontal sections of female reproductive organs showing fertilization process.
- Mounted on sturdy wooden frame
- 23 features marked. • Key card / Manual provided.



**ZX-1708A**

## ZX-1708A Newborn Baby Model with Placenta and Cord

- Price Rs. 9499.00 (A)
- Size : Life size • Made of PVC
- 8 features marked in total.
- The model includes placenta with attached umbilical cord. The umbilical cord is severed from the baby.
- The maternal side of the model presents the dark maroon structure of the decidua featuring the cotyledons.
- Umbilical cord clearly shows umbilical vessels.
- Key card / Manual provided.



## ZX-1711PN Fertilization Process Model PVC

- Price Rs. 16756.00 (A)
- Size : 2X life size, 32x90x4.5 cm • Made of PVC
- Showing two frontal sections through female genital organs describing stages just before and after fertilization.
- Mounted on a board. • 16 features marked.
- Key card / Manual provided.



## XC-436A Magnified Uterus Model

- Price Rs. 4012.00 (A)
- With the coronal section, this model shows:
  - Uterus
  - The cervix is divided into a supra-vaginal portion and a vaginal portion.
  - The ligaments of the uterus are eight in number.
  - The fallopian tubes . The ovaries





**ZX-1441PN**

## Female Uterus Ovary Model

- Price Rs. 3894.00 (A)
- Life size • Made of PVC
- It shows sectioned vagina, cervix, uterus, fallopian tubes and ovary with follicles at various stages of development.
- Mounted on a Stand.
- 23 features marked.
- Key card / Manual provided.



## ZX-1516P Uterus & Ovary Pathologies Model

- Price Rs. 3953.00 (A)
- Life size • Made of PVC
- It shows normal anatomy & diseases of female reproductive system.
- Diseases shown include endometriosis, adenomyosis, adhesions, various carcinomas, polyps, cysts, pendunculated fibroid tumor, salpingitis and fibroids.
- Mounted on a Base.
- Key card / Manual provided.



## ZX-1551 Cleft Lip & Palate

- Price Rs. 5664.00 (A)
- Made of PVC
- Size : 60.5x45.5x9 cm
- Mounted on sturdy wooden frame for easy display.
- Model shows 5 different models on a single board to show different types of cleft lips and palate.
- 5 types of models show 6 parts labelled in total.
- Key card / Manual provided.



## ZX-1552 Spina Bifida

- Price Rs. 5664.00 (A)
- Made of PVC
- Size : 60.5x45.5x6.5 cm
- Mounted on sturdy wooden frame for easy display.
- Model shows 4 types of Spina Bifida (Occulta, Central Cicatrix, Meningocele and Myelomeningocele) with 4 models on the same board.
- 4 types of models show 10 parts labelled in total.
- Key card / Manual provided.



**ZX-1712PN**

## ZX-1712PN

## Human Fertilization and Embryogeny Model

- Price Rs. 45725.00 (A)
- Size : 61x46x16.5 cm • Made of PVC
- Shows the development from sperm and ovum to the fetus in third month via 16 different models.
- 16 features marked in model of placental section.
- Key card / Manual provided.



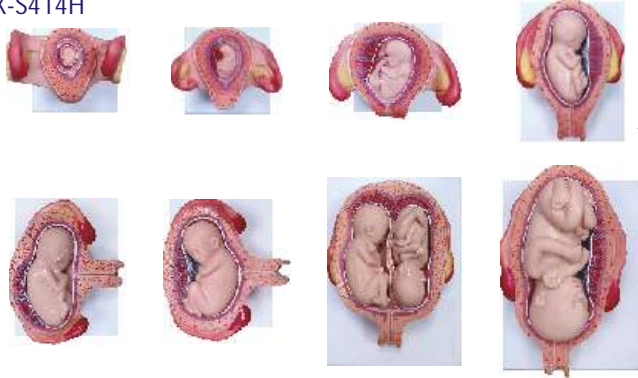
**XC-414**

## XC-414 The Development Process of Fetus

- Price Rs. 56522.00 (A)
  - Made of PVC and synthetic rubber.
  - The model consist of 10 parts and shows the relationship between fetus and Uterus during the gestation period.
- | Part No. | Gestation Month | Appearance/Height of Fetus |
|----------|-----------------|----------------------------|
| 1st      | Normal Uterus   | Inner genitals             |
| 2nd      | First           | Placenta is shown          |
| 3rd      | Second          | Embryo looks like human    |
| 4th      | Third           | Fetus is about 9 cm        |
| 5th      | Fourth          | Fetus is about 16 cm       |
| 6th      | Fifth           | Fetus is about 25 cm       |
| 7th      | Sixth           | Fetus is about 30 cm       |
| 8th      | Seventh         | Fetus is about 35 cm       |
| 9th      | Eighth          | Fetus is about 40 cm       |
| 10th     | Ninth           | Fetus is about 45 cm       |

## GYNAE & OBSTETRIC MODELS

ZX-S414H



**ZX-S414H Fetal Development Model set of 8**

• Price Rs. 27730.00 (A)

- Made of PVC
- Each model mounted on separate base.
- Shows the development from ovum to the fetus in 7th month.

A: 1st Month Embryo      E-I: 5th Month Foetus (Transverse Lie)  
 B: 2nd Month Embryo      E-II: 5th Month Foetus (Transverse Lie)  
 C: 3rd Month Embryo      E-III: 5th Month Twin Foetuses (Normal Position)  
 D: 4th Month Foetus (Breech Position)      F: 7th Month Foetus

- Key card / Manual provided.

NEW

ZX-1709



**ZX-1709 Gestation Month Fifth**

• Price Rs. 7552.00 (A)

- Life size
- Mounted on board

NEW

ZX-1710



**ZX-1710 Gestation Month Seventh**

• Price Rs. 8142.00 (A)

- Life size
- Mounted on board

**ZX-1704**

**Child Birth Demonstration Model**

• Price Rs. 47790.00 (A)

- Size : Life size
- Made of PVC
- Three individual models display childbirth in 3 stages of labor.
- First model shows first (dilation) stage of labor.
- Second model shows second (birth) stage of labor.
- Third model shows third (afterbirth) stage of labor.
- Each labor stage model shows major parts including pelvis, uterus, placenta with umbilical cord and fetus.
- Each model is dissectable in 3 parts
- 44 features marked.
- Key card / Manual provided.

ZX-1704



NEW

ZX-S127



NEW

**ZX-S127**

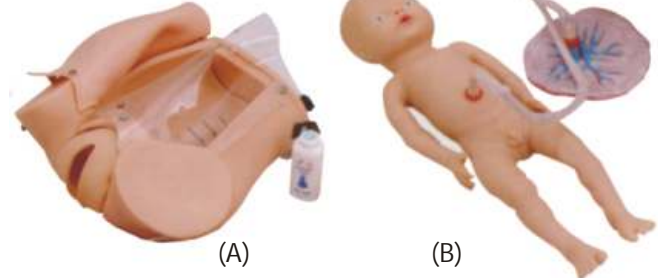
**Birth Demonstration Model**

• Price Rs. 4897.00 (A)

- Size : Life size
- Made of PVC
- It designed for teaching the act of birth.
- It consists of female pelvis with fetal skull.
- Key card / Manual provided.

**GD/F52 Advanced Delivery Mechanism Demonstration Simulator**

GD/F52



• Price Rs. 114342.00 (A)

- Demonstrate the whole process of delivery;
- Demonstrate the fetus, umbilical cord and placenta of vacuum-assisted delivery, flexible fetal joint and multiple normal and abnormal positions of fetal delivery can be showed.
- Can practice and master the comprehensive skills of normal labor, abnormal labor (dystocia), midwifery & perineum protection.
- Available training of multiple pregnancy (twin pregnancy).
- Component: A (Matrix For Delivery Demonstration) + B (Fetus For Demonstration).



## GD/F54 Advanced Abdominal Palpation and Delivery Mechanism

GD/F54



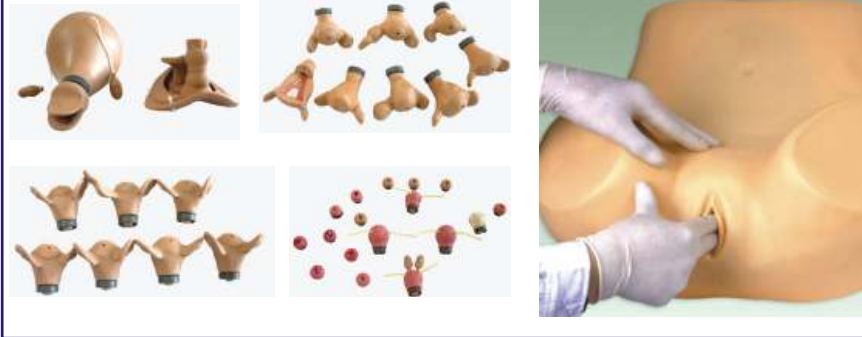
• Price Rs. 136290.00 (A)

### Features:

- Demonstrate the fetus, umbilical cord and placenta of vacuum-assisted delivery, flexible fetal joint and multiple normal and abnormal positions of fetal delivery can be showed.
- Equipped with manual delivery mechanical parts; by manual the whole delivery process including engagement, descending, flexion, internal rotation, extension, restoration, external rotation and fetal delivery can be showed.
- Can practice and master the comprehensive skills of normal labor, abnormal labor (dystocia), midwifery and perineum protection.
- Equipped with soft elevated cushion for Leopold Maneuver practice.
- Equipped with models for cervical and vaginal examination practice before and a birth.
- Component : B (Fetus for Demonstration) + C (Matric for Manual Delivery Demonstration) + D (Cervical Changes Models) + E (Lifting Soft Pad for Leopold Maneuver Practice).

## GD/F35 Advanced Gynaecological Training Simulator

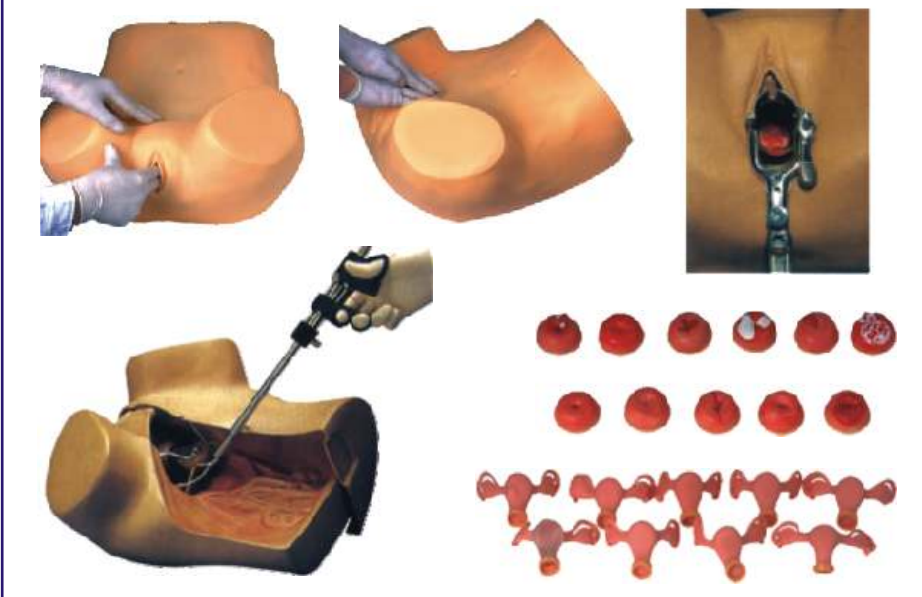
GD/F35



• Price Rs. 175820.00 (A)

- Including all the functions of GD/F30S.
- Hysteroscopy Checking.
- Laparoscopic visualization checking can observe the uterus, accessories, round ligament, uterine and other structures.
- Allow to place the female condoms, contraceptive sponge, cervical cap & other contraceptives. Cervix and uterus can be replaced.

GD/F30S



GD/F30S

### Gynaecological Examination Model

• Price Rs. 97822.00 (A)

- This Gynecological Training Model is specifically designed for professional training. The various functions of this model are as follow:-
  1. *Palpation of normal and pregnant uterus;*
  2. *Bi-manual pelvic and tri-manual pelvic examination;*
  3. *Vaginal examination;*
  4. *Visual recognition of normal abnormal cervixes;*
  5. *Contraceptive sponge insertion and removal;*
- Observation of uterus, ovary, fallopian tubes and ligament teres.

## ADVANCED DELIVERY & EMERGENCY SIMULATOR

### GD/F55 Advanced Delivery & Maternal & Neonatal Emergency Simulator

#### • Price on Enquiry

Automatic Birthing System. Fully simulates the real delivery process with CPR Pregnant Woman

Advanced Delivery and Maternal and Neonatal Simulator is a comprehensive education system, which consists of a delivery maternal manikin and a normal newborn, according to the basic requirement of obstetrics, providing a complete birth experience and emergency skills operation. Simulator features includes automatic delivery system, fetus and placental expulsion, prenatal cervix examination and postpartum episiotomy, prenatal gravida and fetus and postpartum maternal and neonatal care, removable stomach cover, multiple fetal heart sounds auscultation and CPR operation etc. The model is made of imported PVC material. The stomach wall is injection molded. Perineum is made of sponge emulsion material, features soft texture, good flexibility, realistic operation, reasonable structure and durability. It is one of the ideal teaching aids for clinical obstetrics practice training.

#### FEATURES: SYSTEM COMPONENTS:

- Delivery and adult emergency used maternal manikin
- Emergency and nursing neonatal manikin
- Child birthing fetus
- Delivery process and fetal heart sound controller
- Adult CPR electronic display
- Simulative cervical os
- Postpartum 48 hours uterus
- Postpartum perineum incision and suturing modules
- Simulative placenta/umbilical cord
- Lifting "Soft pad" for Leopold maneuver practice
- Other auxiliary utensils
- Antepartum cervical changes and birth canal relation modules

#### MATERNAL MANIKIN FEATURES:

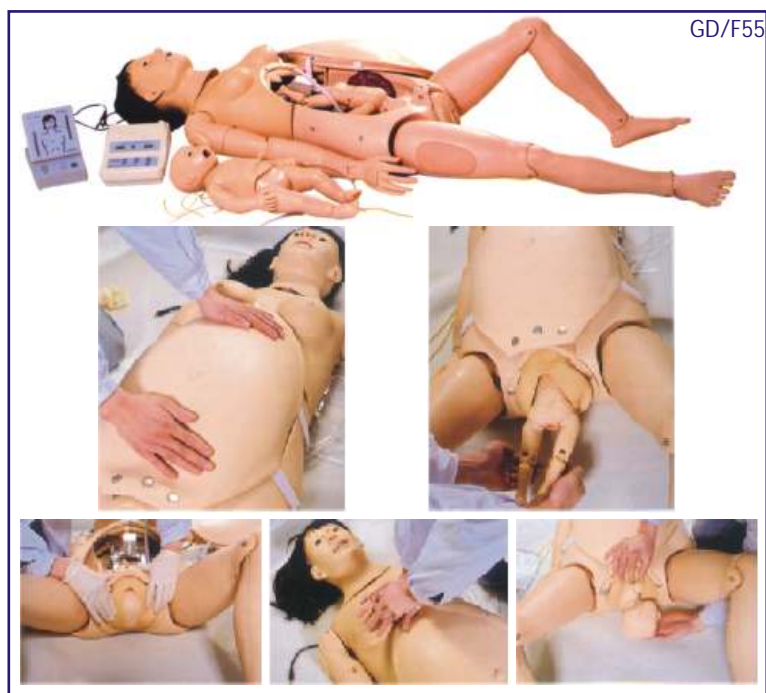
- The mechanical gear device is equipped with two mechanical adapters for connecting simulative delivery fetus; fetus and adapter, the adapter and adapter, adapter and gear device are all fixed with elastic clamp device. There are system protective limit switches on both top and lower end of the gear device.
- The delivery process and fetus heart sound controller can suspend, initialize, start and continue the delivery process; delivery speed is adjustable according to requirement, have 1 -4 steps;
- Fetal heart sound auscultation: can set fetal heart sound frequency and volume, heart rate is adjustable between "80-180"
- Can simulate head birth, breech delivery, narrow birth canal, cord around neck, fore-lying placenta, etc;
- With highly simulative cervix
- Equipped with lifting "Soft pad" for practicing Leopold maneuver;
- Equipped with antepartum cervical change and birth canal change modules, which can be fitted to maternal manikin for training; Stage 1: no dilation of cervix; cervical canal does not disappear; position relation between fetal head and ischial spine plane is -5; Stage 2: 2 cm cervical dilation; disappearance 50% of cervical canal; position relation between fetal head & ischial spine plane is -4; Stage 3: 4 cm cervical dilation; cervical canal disappears; the position relation between fetal head & ischial spine place is -3; Stage 4: 5 cm cervical dilation; cervical canal disappears; the position relation between fetal head and ischial spine place is 0; Stage 5: 7 cm cervical dilation; cervical canal disappears; the position relation between fetal head and ischial spine place is +2; Stage 6: 10 cm cervical dilation; cervical canal disappears; the position relation between fetal head and ischial spine place is +5;
- Can measure fetal head descent and cervical dilation
- Can simulate multiple placenta position
- Can set venous channel in maternal arm for giving administration and nutrition
- Vulvar suture practice modules, including left lower, medial and right lower three incision position
- Tracheal intubation training
- Manually simulate carotid artery pulse

#### NEONATAL MANIKIN FEATURES:

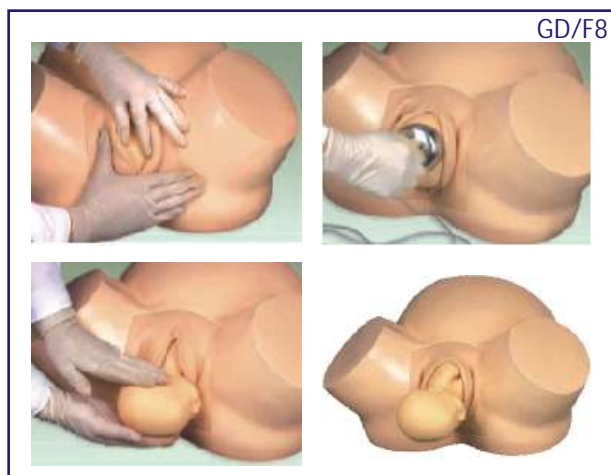
- Holistic function
- Nursing features: eye irrigation and drops, neonatal washing and bandaging
- Oral and nasal intubation, infant sputum suction, tracheal intubation and gastric lavage
- Infant umbilical cord nursing, scalp vein puncture, arm venous puncture, there is obvious feeling for venous puncture, and blood flash back indicated correct puncture
- Neonatal CPR
- Supports multiple ventilation ways: mouth to mouth, mouth to nose, bag respirator to mouth Can act artificial respiration Can act external compression

#### MATERNAL MANIKIN CPR TRAINING:

- Complying with AHA (American Heart Association) 2005 emergency guideline for CPR, can act artificial respiration and external compression; electronic monitoring of operation data with voice prompt; can observe obvious chest rise while inflation.



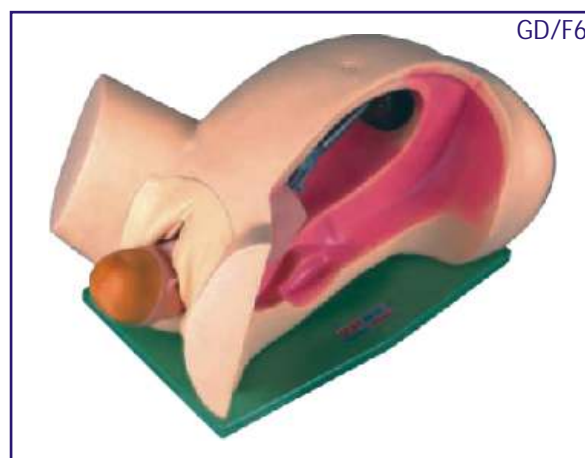




**GD/F8 Vacuum Delivery Model**

• Price Rs. 48262.00 (A)

- The simulator can help to demonstrate all the process of delivery.
- The life-size pelvic cavity has main anatomical structures.
- It can help to train the skills of delivery.



**GD/F6 Leopold Maneuvers Simulator**

• Price Rs. 50504.00 (A)

- The model shows the seven stages of birth: engagement-descent-flexion-internal rolling-spread-reposition and external rolling-childbirthing.



**GD/F20G Labour Delivery Simulator**

• Price Rs. 51802.00 (A)

- This series models consists of six development phases and each parts shows a state of prenatal cervix and birth canal. The whole models demonstrate the relations between the scope of the expanding of the orifice of cervix and the range of cervical tunnels, as well as the relation between the position of the head of fetus and the square of ischial spine.

- The orifice of cervix has no expanding and the cervical tunnels haven't disappeared at all. The positional relation between the head of fetus and the square of ischial spine is -5.
- The orifice of cervix has expanded 2cm bigger and the cervical tunnels disappear 50%. The positional relation between the head of fetus and the square of ischial spine is -4.
- The orifice of cervix has expanded 4 cm bigger and the cervical tunnels disappear absolutely. The positional relation between the head of fetus and the square of ischial spine is -3.
- The orifice of cervix has expanded 5 cm bigger and the cervical tunnels disappear absolutely. The positional relation between the head of fetus and the square of ischial spine is -0.



**GD/F3B Vulva Suturing Training Simulator**

• Price Rs. 15340.00 (A)

- The models demonstrate the wound in different position in pudendum.
- It's made of soft materials, can be used in many times suturing training.



**GD/FW2 Maternity Examination Model**

• Price Rs. 136290.00 (A)

- Specifically deigned for professional training. The various functions of this model are as follow:-
- Palpation, embryo heart sound auscultation, pelvic measurement & mammary nursing training;
- Inflating uterus through ball to make model to be lifelike;
- Adjustable heart sound speed, volume;
- Heart sound can be heard not only from stethoscope but also from microphone of front board of model.

# PAEDIATRICS MODELS



ZX-1705



ZX-1705

## Infant Model Male

- Price Rs. 4366.00 (A)
- Life size • Made of PVC
- Ideal for training the main principals of baby care at school and in preparation courses for young parents.
- Model with emerged first 2 teeth (the lower central incisors).
- Key card / Manual provided.



ZX-1705A



ZX-1705A

## Newborn Baby Model Male

- Price Rs. 3953.00 (A)
- Life size • Made of PVC
- Ideal for training the main principals of baby care at school and in preparation courses for young parents.
- Key card / Manual provided.



XC-409

## XC-409 Newborn Baby Model

- Price Rs. 4071.00 (A)
- The size and configuration of this model is almost same as the normal newborn baby. The head, upper limbs, lower limbs and all joints are flexible. It can demonstrate the characteristic of the newborn baby and all kinds of operations in clinic education : includes different parturition method, newborn baby bath etc.
- Made of soft PVC plastic. Washable. Length 52 cm, Head circum : 31.5 cm.

## ZX-1708A Newborn Baby Model with Placenta and Cord



ZX-1708A



- Price Rs. 9499.00 (A)

- Size : Life size • Made of PVC
- 8 features marked in total.
- The model includes placenta with attached umbilical cord. The umbilical cord is severed from the baby.
- The maternal side of the model presents the dark maroon structure of the decidua featuring the cotyledons.
- Umbilical cord clearly shows umbilical vessels.
- Key card / Manual provided.

## GD/FT1 New Born Baby

- Price Rs. 22302.00 (A)



GD/FT1

- Life size • Made of PVC
- Help to train skills for baby washing, dressing & cleaning diaper.
- Male Baby
- Both pair of limbs and head are hinged for easy movement.
- With socket for placenta (not included) attachment.

## XC-409A New Style Newborn Baby Model

- Price Rs. 5133.00 (A)



XC-409A

- The size and configuration of this model is almost as same as the normal newborn baby. The head, upper limbs, lower limbs and all joints are flexible. It can demonstrate the characteristics of the newborn baby and all kinds of operations in clinic education includes different parturition method, newborn baby bath etc.
- Made of soft PVC plastic.



## NURSING MANIKINS

### GD/H130 Advanced Nursing Baby

• Price Rs. 66670.00 (A)

- Specifically designed for professional nursing training.
- High quality manikin provides wide range of exercises
- Possible including both first aid and emergency situations.
- Basic Nursing Skill :-
  - Movable head, neck, hand and foot;
  - Cephalic vein puncture;
  - Umbilic vein injection;
  - Oronasal intubation nursing;
  - Stomach washing, clyster & catheter nursing;
  - Ostomy;
  - Hand-foot subcutaneous injection;
  - Washing, lactation, dressing.



### GD/FT333 Advanced Multi-functional Child Nursing Manikin (Unisex)

• Price Rs. 123782.00 (A)

Designed according to the anatomical characteristics of child, and specializing in child care training. The skin is soft and flexible, not easily deformed, realistic shape, lovely appearance, and clear internal anatomical structure. Good help for pediatric nursing teaching and training.

- Features:
- Pupil observation. Bilateral Pupil states: normal, mydriasis,
  - Operations of child care: full body bandage exercise, bathing, changing clothes, hair combing, eye washing and administering, otic drops and irrigation, mouth cavity care, blood collection of finger and TB test.
  - Airway administering: realistic mouth, nose, tongue, gum, pharynx, larynx, esophagus, epiglottis, trachea and tracheal ring, can practice tracheal intubation, sputum suction, oxygen inhaling.
  - Oral and nasal feeding. Gasrolavage
  - Venipuncture, injection, transfusion (Arm). When needle penetrates into vein, blood flash back indicates proper insertion.
  - Intramuscular injection in bilateral deltoid, bilateral vastus lateralis and bilateral buttock. Enema, placement of rectal suppository. Urethral catheterization
  - Holistic care: sponge bath, replacing clothes, cold and heat therapy
  - Limbs joints: Bend, rotation, upper and lower movement.
  - Bathing and bandaging activity
  - Ostomy nursing of ileum, colon and bladder.
  - Tibial bone marrow puncture: Simulated bone marrow would outflow in the case of correct puncture.



### GD/H2 Multi-Functional Nursing Manikin

• Price Rs. 40710.00 (A)

This Nursing Manikin can demonstrate the following Basic Nursing Skills:-

- Face washing and swab down;
- Oral cavity nursing;
- Tracheotomy nursing;
- Oxygen inbreathe;
- Nasal feeding;
- Stomach washing;
- Intracardiac injection;
- CPR first aid;
- Mammary nursing;
- Thoracic puncture;
- Liver puncture;
- Celiac puncture;
- Medulla puncture;
- Lumbar puncture;
- Deltoid puncture;



- Deltoid subcutaneous injection;
- Vein injection;
- Vein puncture;
- Vein transfusion;
- Female catheter;
- Female clyster;
- Gluteus intramuscular injection.

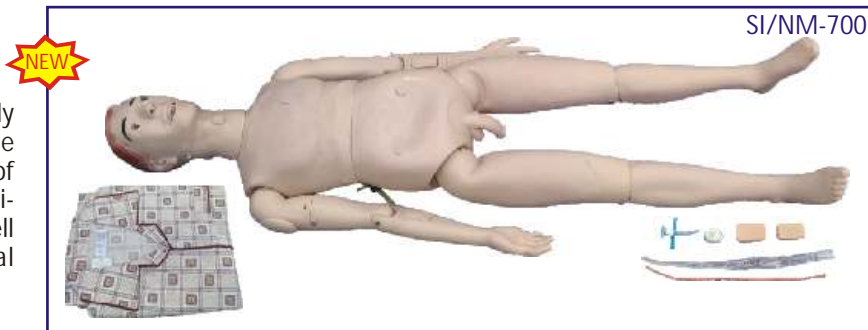
# NURSING MANIKIN

## SI/NM-700 MULTI-FUNCTIONAL BASIC NURSING MANIKIN (MALE)

- Price Rs. 40710.00 (A)

This full body life-like Male manikin is specifically designed for professional nursing training. The quality of this manikin will provide many sessions of training when used with reasonable care. This multi-functional simulator can easily be assembled, well shaped appearance and correct anatomical landmarks which also shows the rib of the manikin. Below nursing skills can be practiced:

- Head care : hairwashing, face washing, oral cavity care.
- Bed bathes, dressing and undressing
- Patient moving, bedspread changing for bedridden patient
- Tracheotomy care
- Oxygen inhalation
- Nasal Feeding
- Gastric Lavage
- Intracardiac Injection
- External Cardiac resuscitation maneuver method
- Pneumothorax
- Thorax Puncture
- Liver Puncture
- Lumbar Puncture
- Deltoid Injection
- Deltoid subcutaneous Injection
- Veni-puncture and Intravenous injection
- Male Catheterisation
- Buttock muscle injection



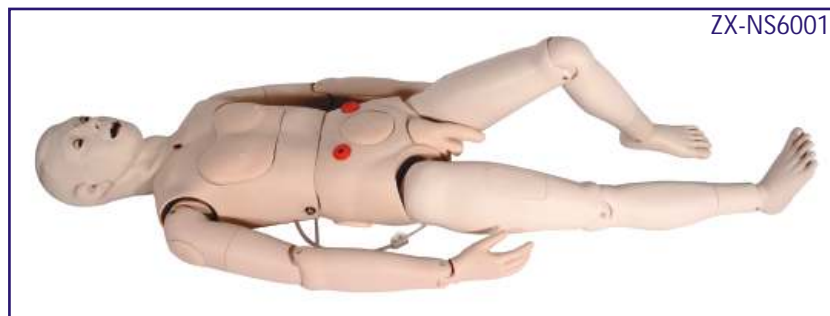
## SI/NM-700/F MULTI-FUNCTIONAL BASIC NURSING MANIKIN FEMALE • Price Rs. 40710.00 (A) Same as above but female

### ZX-NS6001 Multi-Functional Nursing Simulator (Male)

- Price Rs. 153282.00 (A)

Designed according to the demand of the clinical principles and the guidelines of nursing training. This multi-functional simulator could simulate an actual circumstance for practice. Multiple functions, rural practice, easy assembly, well shaped appearance and correct anatomical landmarks provides a very good training for practice of below nursing skills:

- Head Care
- Body care
- Patient moving
- Different lying pose
- Bilateral and Unilateral oxygen inhalation
- Atomization inhalation therapy
- Nasal Feeding
- Gastric lavage training
- Intravenous Injection
- Intramuscular Injection
- Hypodermic Injection
- Various fistulae orifice washing practice
- Male Catheterization
- Male Bladder Washing
- Enema Treatment
- Simulator Assembly

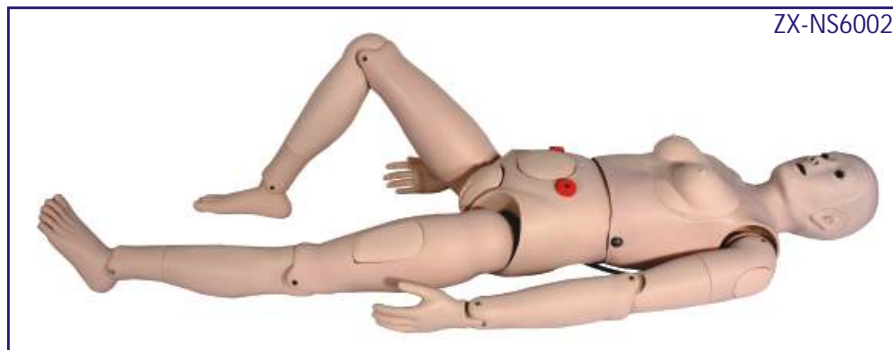


### ZX-NS6002 Multi-Functional Nursing Simulator (Female)

- Price Rs. 153282.00 (A)

Designed according to the demand of the clinical principles and the guidelines of nursing training. This multifunctional simulator could simulate an actual circumstance for practice. Multiple functions, rural practice, easy assembly, well shaped appearance and correct anatomical landmarks provides a very good training for practice.

- Head Care
- Body care
- Patient moving
- Different lying pose
- Bilateral & Unilateral oxygen inhalation
- Atomization inhalation therapy
- Nasal Feeding
- Gastric lavage training
- Intravenous Injection
- Intramuscular Injection
- Hypodermic Injection
- Various fistulae orifice washing practice
- Female Catheterization
- Female Bladder Washing
- Enema Treatment
- Simulator Assembly





# NURSING MANIKIN

## GD/H220B Full-functional Elderly Nursing Manikin (Female)

• Price Rs. 163430.00 (A)

The manikin is designed according to the physiological characteristic of female old people for basic clinical nursing training. The product consists of full-body female elderly manikin and non-invasive blood pressure simulator; with about 50 kinds of nursing functions, made of imported PVC material, fine quality, environmental protection, realistic shape as human, easily washable; these help nursing workers understand and care for old people during the nursing process.

Basic nursing functions:

- Hair and face washing
- Pupil observation, Bilateral pupil states; normal, mydriasis
- Eye and ear washing and administering
- Removal and insertion of hearing aid
- Oral cavity and artificial teeth care
- Endotracheal intubation, automatically monitor whether the tracheal intubation is correct or not through sensor, support auscultation to detect intubation site
- Incision of trachea nursing
- Sputum suction, Oxygen inhaling, Oral and nasal feeding
- Gastrolavage, Venipuncture, injection, transfusion (arm)
- Deltoid subcutaneous injection, Vastus lateralis injection
- Thoracic cavity, abdominal cavity, liver, bone marrow & lumbar puncture
- Breast nursing, mammary gland examination
- Enema
- Male / Female urthral catheterization
- Male / Female bladder irrigation
- Stoma drainage, Colostomy, Buttocks intramuscular injection
- Large area of sacral ulcer
- Cancer tumor contrast, Cleavage lines contrast



- Holistic nursing: sponge bath, replacing clothes, cold and hot therapy
- Realistic limbs joint, stiff simulative joints, truck may lean forward, can sit in the wheelchair
  - 1) Truck - rotation, flexibility
  - 2) Neck - rotation, flexibility, lateral curvature
  - 3) Shoulder and buttock-endoduction, abduction, rotation, flexibility
  - 4) Elbow - internal rotation, external rotation
  - 5) Knee - internal rotation, external rotation
  - 6) Wrist - internal rotation, flexibility, stretching, bending
  - 7) Ankle - introversion, eversion, endoduction, abduction
- Non-invasive blood pressure measurement
  - 1) Systolic and diastolic pressure may be set individually in steps of 1mmHg
  - 2) Systolic pressure 0-300mmHg, diastolic pressure 0-300Hg
  - 3) Korotkoff sound volume in ten steps, 0-9
- Diabetes foot nursing



## GD/H100S Basic Combination Nursing Manikin

• Price Rs. 97822.00 (A)

- Full-body lifelike manikin.
- Designed for professional nursing training.
- It provides wide range of exercises possible including both first aid and emergency situations.
- Nursing Skill:-
  - Bed bathes, dressing and undressing
  - Hair washing, face washing
  - Irrigation of the eyes and ears
  - Oral cavity care
  - Oxygen inhalation
  - Nasal feeding
  - Lavage
  - Oral cavity nasal cavity intubation
  - Tracheotomy care
  - Organs structure of Thorax,
  - Venipuncture & injection, transfusion
  - Deltoid injection
  - Urethral Catheterization for male & female
  - Irrigation of bladder for male and female
  - Gluteus injection
  - Ostomy irrigation.
  - Organs structure of abdominal cavity.

# NURSING MANIKIN



GD/H120A Advanced Nursing & Wound Care Manikin (Male)

• Price Rs. 129682.00 (A)

- Full-body lifelike male manikin.
- Specifically designed for professional nursing training.
- High quality manikin provides wide range of exercises possible including both first aid and emergency situations.

## NURSING SKILL :-

- Head care: hair washing, face washing
- Irrigation of the eyes and ears
- Oral cavity care
- Oral cavity and nasal cavity intubation
- Oxygen inhalation
- Oral and nasal feeding
- Lavage
- Organs structure of thorax
- Vein puncture and injection, transfusion,
- Deltoid injection
- Puncture of thorax, abdominal cavity,
- liver medulla and lumbar
- Enema
- Urethral Catheterization for male and female
- Irrigation of bladder for male and female
- Ostomy Irrigation
- Gluteus injection
- Organs structure of abdominal cavity
- General care, bed bathes, dressing and undressing
- Wound care: disinfection, dressing change, binding, hemostasia.
- Trauma parts;
  - a. The suturing care for the wound on the chest wall
  - b. The suturing care for the wound on the abdomen
  - c. The suturing care for the wound on the thigh
  - d. The care for the bruise of the skin of the thigh
  - e. The care for the infectious ulceration
  - f. The care for the foot gangrene
  - g. Wound of forearm amputation
  - h. Wound of calf amputation

## ILLUMINATING GLOBES

Manufactured by Replogle Globes, USA, World's largest globe manufacturing company

### Political-cum-Physical Globe

Available in 2 sizes: 30 cm dia and 25 cm dia. Fitted on a moulded, black coloured base & smoked semi-meridian.

### Salient Features:

- Illuminated.
- More than 4000 locations.
- Time dial at the North Pole.
- Two sizes:
- Unlit position shows Physical features.
- Lit position shows Political features.
- Certified by Survey of India.

Item Code IG01 Copenhagen Blue Globe 30 cm dia

Price Rs. 4928.00 (B)

Item Code IG02 Sweden Blue Globe 25 cm dia

Price Rs. 3696.00 (B)



## CPR MANIKINS &amp; AED TRAINER

## ZX-CPR1600 Advanced Infant CPR Training Manikin

- Price Rs. 108914.00 (A)

- Implement Standard: the 2010 AHA (American Heart Association) Guidelines for CPR & ECC.
- The manikin is designed in accordance with the anatomical structure and characteristics of infant. It could practice infant CPR training, the monitor supervises the ventilation volume and the compression depth.
- Correct or incorrect compression and ventilation would be indicated by the indicator light.
  - (1) The correct depth is indicated by the green LED strip lights.
  - (2) The incorrect depth would be demonstrated by the yellow LED strip lights.
  - (3) The corresponding indicator light would be on when airway opened.
- Artificial Ventilation: The operator could make mouth-to-mouth ventilation with both infant nose and mouth covered by operator's mouth.
  - (1) The proper ventilation volume is 30-50 ml, it would be indicated by the LED strip lights which would turn in green color then.
  - (2) Ventilation volume less than 30 ml, the LED strip lights would turn yellow to indicate the insufficient volume.
  - (3) Ventilation volume more than 50 ml, the LED strip lights would turn red to indicate the excessive volume.



## GD/FT335 Advanced Full Functional Neonatal Nursing &amp; CPR Manikin

- Price Rs. 136290.00 (A)



The product is designed according to the standard size of new born baby, which allows neonatal nursing operation and CPR and Airway management Training.

- Basic nursing operating : bathing change/wear clothes, cold and heat therapy, washing face, oral cavity nursing, ear irrigation, umbilical care;
- Venous puncture/infusion : venae temporalis superficillials, right arm vein, etc ;
- Airway management: Realistic oral, nose, tongue, gums, pharynx, Larynx, esophagus, epiglottis, trachea ; oral and nasal tracheal intubation ; sputum suction, oxygen inhalation ;
- CPR : multiple ventilation ways such as mouth to mouth, bag respirator to mouth; compression and inflation frequency prompts; judge whether the inflation volume and compression depth is right or not ; compression and inflation training can be carried out at the same time or can be undertaken separately.

ZX-CPR1500



## ZX-CPR1500 Infant Obstruction and CPR Model

- Price Rs. 47082.00 (A)

- Simulating airway obstacle, practice back smacking method and chest finger press method.
- Basic CPR operation practice, artificial respiration and chest compression.
- Lifelike body scale and accurate anatomical structure, touchable breastbone and ribs.

ZX-FA6248



## ZX-FA6248 Neonatal Endotracheal Intubation Model

- Price Rs. 52510.00 (A)

- New born male baby, realistic texture.
- Practice intubation via oral cavity.
- Chest movement for testifying correct intubation.
- Basic CPR skill practice.



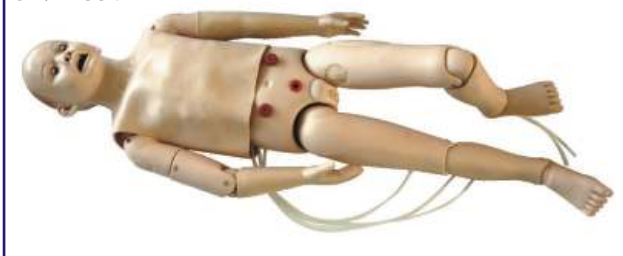
# CPR MANIKINS

## GD/FT334 Full-Functional Child CPR and Nursing Manikin (5 Years) with monitor

• Price Rs. 224200.00 (A)

- General care: Skin care (e.g. wear and changes clothes), mouth care, ear, irrigation, bandaging training, changing diapers, cold and hot therapy;
- Venus puncture/transfusion: dorsal vein of hand, femoral vein, dorsal vein of foot Intramuscular injection: bilateral deltoid, bilateral vastus lateralis
- Subcutaneous injection: the subcutaneous of lateral thigh Bone marrow puncture: distinct body marks; practice tibial puncture; outflow of simulative bone marrow shows proper puncture operation;
- Gastric intubation: detect tube position by means of abdominal auscultation; can practice gastrointestinal decompression, gastric lavage etc. aspiration of gastric fluid indicates proper intubation;
- Urethral catheterization: replaceable male/female perineum, practice male/female urethral catheterization Leum, rectum, bladder stomach care
- CPR operation training: Support multiple ventilation ways: mouth to mouth, mouth to nose, BVM to mouth; electronic monitoring of inflation frequency, volume compression number, frequency and depth; can only practice inflation or compression.

GD/FT334



## ZX-CPR1700 Advanced Child CPR Training Manikin with Monitor

• Price Rs. 142780.00 (A)

ZX-CPR1700



- Child CPR manikin with LED lights monitor.
- Air drive ensor monitor indicate practice.
- Airway occlusion/open.
- Manual carotid pulses through pulse bulb.
- Ventilation through mouth to mouth or pocket mask, volume indication.
- Chest compression depth indication.

MB001B+ (AD)



## MB001B+ (AD) CPR Training Manikin Advance (Torso)

• Price Rs. 22420.00 (A)

- Features and Function:
- Two in one simulator - Adult/Child
- Exclusive three position selector dial
- Breathing function : Real-like system
- Jaw thrust maneuver
- AED compatible (AED not included)
- Ultra hygienic
- Unique one-way valve
- Realistic opening of airway
- Clicking sound to check correct compression depth
- Accessories include Travel Bag.

## MB001 (AD) CPR Training Manikin Advance (Torso)

• Price Rs. 21240.00 (A)

- MB001 (AD) same above but without Travel Bag.

AED01



## AED01 AED Trainer

• Price Rs. 20650.00 (A)

- The AED Trainer with Replaceable Language/Scenario Card is designed to effectively train emergency responder in the use of an Automated External Defibrillator (AED). This training unit provides a variety of pre-programmed scenarios to help responders become familiar with an AED and allow them to demonstrate the basic skills necessary to use an AED in an emergency.
- AED Trainer provides simulated shock delivery. It has no high-voltage capabilities, and cannot deliver a shock, thereby ensuring safety during training.

ZX-CPR2000



ZX-CPR2000

## Advanced Half-Body CPR Training Manikin with Monitor

- Price Rs. 114460.00 (A)
- Implement Standard: The 2010 AHA Guidelines for CPR and ECC.
- This new designed CPR Training manikin has Correct anatomical landmarks, skin-touch feeling, lifelike colour, rural shape, durable material provides a good practice experience for students.
- In the Monitor lights display the compression depth and ventilation strength.

## ZX-CPR1950 Advanced Half Body CPR Training Manikin with Light



ZX-CPR1950

- Price Rs. 99710.00 (A)
- Operation Standard: AHA 2010 Guidelines for CPR & ECC
- This product is developed and produced by professionals in the purpose of providing an improved and convenient CPR training manikin for medical college, hospital and department of health's training program;
- Accurate anatomical landmark, realistic texture, durable, resistance to deform and convenient to disassembly & assemble
- Compression indication: Suitable Strength (depth>5cm) in correct position, the green light turns on. And a buzzing sound comes out. Wrong compression position, red light turns on.
- Insufficient strength, yellow light turns on and a buzzing alarm comes out.

## ZX-CPR1900 Half Body CPR Training Manikin without Light



ZX-CPR1900

- Price Rs. 60180.00 (A)
- This product is developed and produced by professionals in the purpose of providing an improved and convenient CPR training manikin for medical college, hospital and department of health's training program;
- Accurate anatomical landmark, realistic texture, durable, resistance to deform and convenient to disassembly & assembly.
- Standard procedure and cautions:
  - In training mode, compression and ventilation don't have to be practiced in order
  - When used for examination, operate in compliance with AHA 2010 CPR & ECC standards. Repeat 5 rounds.
- Compression indication:
  - Correct Strength : In correct position, a high tone buzzing sound for indication.
  - Insufficient strength (depth < 5cm), a low tone buzzing sound for indication.

## GD/J158C Adult CPR And Intubation Training Manikin Half-Body with Monitor

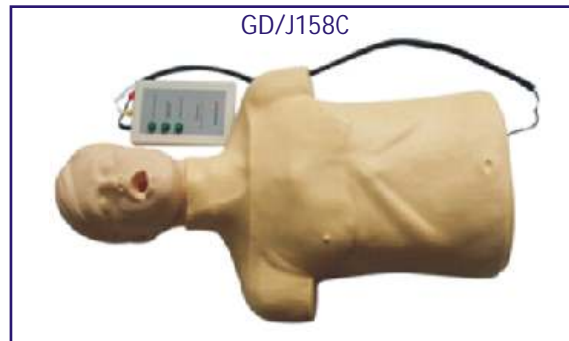
- Price Rs. 164610.00 (A)

Implement standard: AHA (American Heart Association) 2015 guideline for CPR and ECC

Features:

- Pupil response: Bilateral pupils contrast observation
- Carotid artery response: pinching pressure the ball to simulate carotid pulse;
- Chest compression
- Standard airway open
- Feasible three ways to open the airway: lift jaw with head back, lift the head and neck, lift jaw by hands
- Mouth resuscitation and ventilator-assisted breathing, effective artificial respiration has visible chest rise
- Simulate laryngeal mask airway and composite cannula can be inserted into the airway
- Verify endotracheal intubation correct or not: a catheter inserted into the trachea, lungs will swell (plastic bladder) when inflated; if the catheter is inserted by mistake esophagus, stomach will swell when inflated (plastic pouch).

GD/J158C



- Observed pulmonary respiration
- Artificial ventilation.
- Oral or nasal intubation and esophageal intubation
- Open the airway and practise from resuscitator bag to breathing mask or from resuscitator bag to the cannula.
- Respiratory tract is simple and can be replaced
- Easy to carry, suitable for field training.

# CPR MANIKINS

## GD/CPR 10280 Advanced Adult CPR Training Manikin

• Price Rs. 197650.00 (A)



GD/CPR 10280

- This simulation of Adult Model is designed according to the International CPR standard. In this model there is Light Indicator Display for Correct and Incorrect Artificial Respiration (Mouth-to-Mouth).
- There is light Indicator Display for Correct compression position display, Wrong Compression position display, digital counter.
- This model Simulate the patient revival through first aid by measures of Heart Pressure and Mouth-to-Mouth respiration.
- This model also shows whether the operation is correct or not by Light Indicator, Audio Prompting and Grade Printing. An Ideal model for use in Hospital, Medical College and Nursing Training Institutes.

## MEDICAL MODELS

### GD/J110 Advanced Trauma Simulator

• Price Rs. 201544.00 (A)

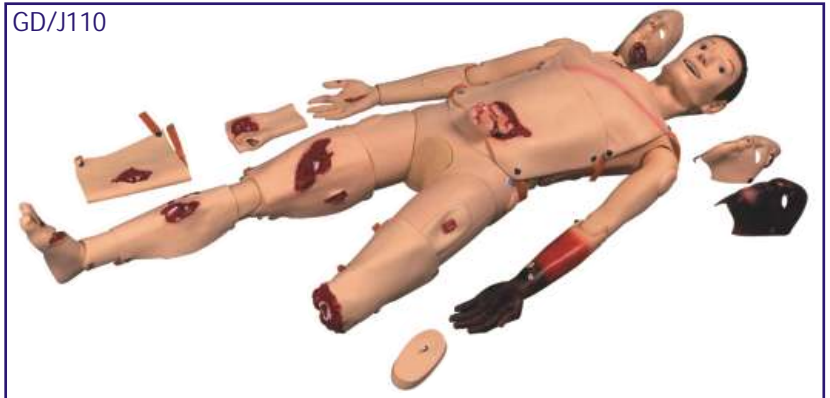
Features:

- Washing, disinfection, hemostasia, enswathement etc.

Features of Advance trauma manikin:

- Facial burn: I, II, III degree
- Laceration in forehead
- The wound in jaw
- Opened clavicular fracture and contusion wound on the chest
- The wound in abdomen with small intension evisceration
- Opened humerus fracture of right upper arm
- Opened fracture of right hand (including parenchyma laceration, fracture and bone tissue exposure)
- Gun wound in the right palm
- Opened fracture of right thighbone
- Compound femur fracture of left thigh
- Metal pricking wound in right thigh

GD/J110



- Opened tibia fracture of right leg
- Opened fracture of right foot with truncating trauma on small phalanx
- Burns in left forearm: I, II, III degree
- Truncating trauma on left thigh
- Closed tibia fracture of right leg & contusion wounds in left ankle & foot.

### ZX-FA6805 Advanced Trauma Evaluation Model

• Price Rs. 87202.00 (A)

ZX-FA6805



- 16 trauma components, life like texture, practice cleaning, sterilizing, stop bleeding and bandaging
- Trauma components include :
  - Facial burn degree I, II, III
  - Forehead open wound
  - Jaw trauma
  - Open fracture of clavicle and chest contusion
  - Abdominal trauma with exposed small intestine
  - Right arm humerus open fracture
  - Right hand open fracture, soft tissue laceration
  - Left hand bullet wound
  - Right thigh composite femoral fracture
  - Right thigh sharp metal stab wound
  - Right leg open compound fracture
  - Right feet compound fracture, little toe truncation
  - Left arm burn degree I, II, III
  - Left thigh truncation trauma
  - Leg amputation
  - Thigh muscle injury



## GD/J112 Advance Nursing Training Manikin for Simulation of Fracture

• Price Rs. 224200.00 (A)

GD/J112



This full-body lifelike manikin is specifically designed for professional nursing training. This high quality manikin will provide wide range of exercises possible including both first aid and emergency situations.

This manikin helps students to understand fracture symptoms such as deformity, bone fracture and abnormal movements and carry out diagnosis and treatment. Can help the trainee master cleaning, disinfection, binding up, fracture reduction and fixation and handling operation of fracture trauma in practice.

### Features:

- Hair and face washing
- Eye and ear washing and administering
- Mouth cavity and artificial teeth care
- Endotracheal intubation
- Sputum suction
- Oxygen inhaling
- Oral and nasal feeding
- Gastrolavage
- Main organs in thoracic cavity
- Venipuncture, injection, blood transfusion (Arm)
- Deltoid subcutaneous injection
- Vastus lateralis injection
- Thoracic cavity, abdominal cavity, liver, bone marrow and lumbar puncture
- Enema
- Female urethral catheterization
- Male urethral catheterization
- Female bladder irrigation
- Male bladder irrigation
- Ostomy
- Buttocks intramuscular injection
- Main organs in abdominal cavity
- Holistic nursing care: sponge bath, replacing clothes

## ATTENTION PLEASE!!

Now we can supply Large Format Charts and Maps in any quantity upto 60" width. The large format charts and maps are printed using latest Digital technology. The details are as below:

1. **Material:** Printed on Non-tearable Synthetic paper 125 micron thick - to give extra life to the product.
2. **Maximum Size:** One side less than or equal to 150 cm - makes viewing comfortable from a distance.
3. **Design:** You can select any design from our catalogue - flexibility of choice.
4. **MOQ:** No minimum order quantity. As the quantity increases, the price decreases.
5. **Inks:** Digital printing using Non-toxic inks - safe for students and teachers.
6. **Colour:** Full colour printing - using natural shades.

Kindly feel free to send your inquiries for available sizes and prices.



# MEDICAL MODELS

## GD/LV18 Surgical Suturing and Bandaging Simulator

• Price Rs. 105964.00 (A)

The simulator provides commonly used surgical incisions, which simulate all kinds of female thoracic and abdominal incisions, tube drains and amputation stump. Students can practice wounds treatments of washing, disinfecting, changing dressing, bandaging and etc. The skin is dry, soft and flexible, allowing the bandages to adhere better.

GD/LV18



Features:

- Thyroidectomy
- Mid-sternal split - with two chest tube drains
- Right mastectomy - with simulated drain
- Right cholecystectomy - with simulated T-tube
- Laparotomy
- Appendectomy
- Left colostomy
- Right ileostomy
- Abdominal Hysterectomy (Transverse incision)
- Left nephrectomy (thoraco-abdominal incision)
- Right nephrectomy (oblique incision)
- Laminectomy
- Sacral decubitus ulcer - stage 2
- Right thigh amputation stump

ZX-NS6012



ZX-NS6012

### Forearm Pad For Intravenous Injection

• Price Rs. 8083.00 (A)

- Wearable design
- Replaceable skin and blood vessel
- Venipuncture
  - I.V., transfusion, blood sampling, etc.
  - Realistic feedback, blood backflow
  - Repeating practice on same spot

ZX-NS6016




ZX-NS6016

### Intradermal Injection Pad

• Price Rs. 4720.00 (A)

- 30 injection spots
- Plastic stand
- Intradermal injection
  - Realistic feedback, similar to negative result in skin test
  - Allow repeating practice

ZX-NS6018



ZX-NS6018

### Multi-Functional Injection Pad

• Price Rs. 12331.00 (A)

- Rotation design allow shift used part away and increase use life of the model
- Plastic base
- Intramuscular injection
- Intradermal injection : realistic skin test feedback
- Hypodermic injection

GD/HS32



### GD/HS32 Pediatric Venipuncture Arm

• Price Rs. 40710.00 (A)

Advanced Pediatric Venipuncture Model is composed of rubber plastic arm and infusion blood vessel, etc. The model features anatomic structure of hand, vivid blood vessel structure and clear landmarks, allowing hand venous puncture training. Applicable for High Medical Schools, Nursing College, Occupational Technology Colleges and hospital clinical workers to practice and demonstrate hand venous puncture. Can repeat puncture operation and can be replaced after damage. Made of imported PVC material, with reasonable structure, realistic operation, durability and non-deformation features.

GD/HS8

### Child IV Training Arm

• Price Rs. 34220.00 (A)

Features:

- Simulate the arm of child (4 years old)
- Lifelike arm reproduction with multi-vein system designed for peripheral intravenous therapy.
- Size : 64x14x10.5 cm.
- Gross weight : 4 kg.

GD/HS8



GD/HS2



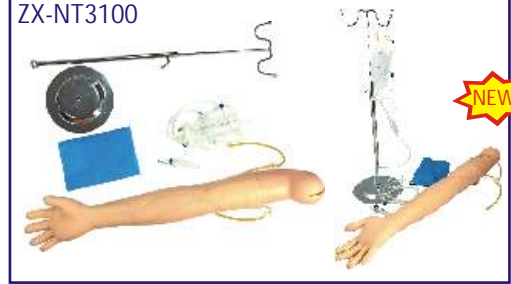
## GD/HS2 Multi Functional I.V. Training Arm

• Price Rs. 43424.00 (A)

- Lifesize
- This adult vein puncture and Injection Training Arm has all the 8 vena of the vascular system of the arm, it helps to provide a good training of injection, infusion & phlebotomization.
- This model can provide a real life like feel when the students practice on this model.
- For professional training in venipuncture & injection.

- Many sessions of training can be performed.
- Easy to assemble and maintain.
- Items include - full size arm (1), adjustable transfusion stand (1), set of transfusion (1), replacement vein (1), replacement skin (1), replacement deltoid injection pad (1), rubber tube (1), clamp (2).
- Nursing skills - antecubital phlebotomization / injection / blood transfusion / transfusion and deltoid intramuscular injection.

ZX-NT3100



NEW

## ZX-NT3100 Basic I.V. Training Arm

• Price Rs. 12980.00 (A)

- Life size
- Gives a realistic venipuncture, phlebotomy and IV training experience.
- The practice arm can withstand numerous needle sticks.
- This simulation arm has the anatomically accurate venous anatomy for both dorsal and ventral surfaces
- Easy to assemble and maintain.
- Items include - IV practice arm (1), Stainless steel stand (1), Syringe 5ml & needle (1), replacement skin (1).

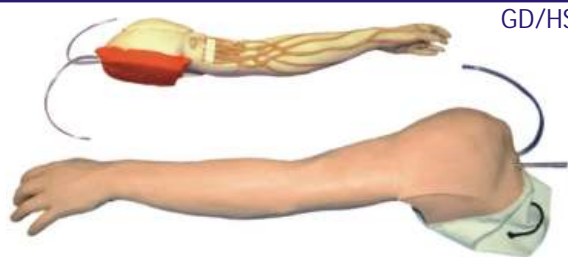
## GD/HS39 Full-functional Vein Injection Arm

• Price Rs. 86730.00 (A)

### Complete Venipuncture Arm:

- Venous access: Basilic V Cephalic V Digital V Dorsal Metacarpal V Median Basilic V Accessory Cephalic V Extensive venipuncture system Median Antebrachial V Median Cephalic V Median Cubital V Thumb V
- This revolutionary training arm provides complete venous access for IV therapy and phlebotomy, plus sites for intramuscular and intradermal injections. An extensive 8-line vascular system allows students to practice venipuncture at all primary and secondary locations, including starting IVS and introducing OVER the Needle IV Catheters. The venous system simplifies setup with only one external fluid bag supplying artificial blood to all veins simultaneously. The dorsal surface of the hand includes injectable metacarpal, digital and thumb veins. The antecubital fossa includes the median cephalic, median basilic and median cubital veins. Venipuncture can also be performed along the basilica, cephalic, accessory cephalic and median antebrachial veins. Intramuscular injection may be performed in the deltoid muscle and intradermal injection sites are located in the upper arm. Intramuscular injections into the deltoid muscle are enhanced by the soft, lifelike skin and by the natural bony landmarks in the region. Intradermal injections using distilled water will create characteristic skin welsat designated sites on the upper arm.
- The realism of the Advanced Venipuncture and Injection Arm is truly amazing. The soft, flexible fingers are molded separately with extreme attention paid to every detail-right down to the fingerprints! Flexion of the wrist helps students to develop manipulate skills. The replaceable skin rolls as the veins are palpated and a disernable "pop" is felt when entering the veins. The molding process reproduces the fine details of the skin to make the arm look and feel alive. Valves in the veins can be seen and palpated on the skin surface.
- Simulated veins and skins are completely replaceable to keep this training arm looking and working like new. Under normal use, hundreds of injections may be performed before the veins or skins need to be replaced. Complete replacement kits are available and easy to use. To extend the life of the veins and aerosol sealant is available to seal punctures and prevent leakage.

GD/HS39





# MEDICAL MODELS



GD/H70-1



## GD/H70-1 Nasogastric Feeding & Tracheal Intubation Simulator

- Price Rs. 59000.00 (A)

- Hair and face washing
- Eye and ear washing and administering
- Mouth cavity care
- Endotracheal intubation
- Oxygen inhaling
- Nasogastric intubation
- Sputum suction
- Oral and nasal cavity intubation
- Carotid artery pulse



GD/J10

## GD/J10 Infant Airway Management Model

- Price Rs. 35990.00 (A)

- Realistic anatomy: tongue, cavum oris, pharynx, larynx, chordae vocals, trachea
- Oral and nasal intubation
- Life like material
- Simulate head tilt to operate conveniently
- Directly observe the expansion of lungs and stomach by insufflating air into the tube and stomach so as to verify if the tube position is right.



GD/J16



## GD/J16 Child Tracheal Intubation Model

- Price Rs. 38822.00 (A)

- Realistic anatomical structure of child mouth, pharynx, trachea
- Tracheal intubation via mouth and nose
- Head and neck of the child can be back in order to open airway
- Test intubation by inhaling method



GD/J5S

GD/J5S

## Airway Intubation Model

- Price Rs. 68204.00 (A)

- Accurate anatomical marks
- Oral or nasal cavity intubation
- Wrong operation, stomach inflation or laryngoscope compressing the teeth will activate warning prompting.
- One proper pupil & another mydriasis.

ZX-FA5058



## ZX-FA5058 Tracheotomy & Endotracheal Intubation Model

- Price Rs. 83190.00 (A)

- Standard tracheotomy position, touchable trachea for locating cutting position
- Accurate structure: thyroid cartilage, cricoid cartilage, crico-thyroid membrane
- Practice percutaneous thyrocricoid puncture, cricothyrotomy, tracheotomy
- Different cuttings: vertical, horizontal, cross shape, "U" shape, reverse "U" shape
- Replaceable trachea and neck skin.

## SAFETY POSTERS

- Available in English & Hindi
- Size: 33x48 cm
- Paper : 250 gsm Paper
- Both Side Laminated
- Wall Stickable

### Healthcare Safety



### Fire Safety



### Electrical Safety



Ask for prices and details...

ZX-NS6070



**ZX-NS6070**

## Electronic Catheterization & Enema Model with monitor (Unisex)

- Price Rs. 86730.00 (A)
- Model is adult lower abdomen with genitals (male/female exchangeable)
- Electronic box monitoring and indicating catheterization practice
- Enema practice.

GD/HS19



## GD/HS19 Diabetic Foot Nursing Simulator

- Price Rs. 12154.00 (A)
- Designed for nursing of foot pathological changes caused by diabetes
- No. 1,2,3 invasive trauma with minor foot infection
- Display severe foot diseases, such as toe amputation, charcot foot and gangrene etc.
- Soft and elastic model material, bendable toes.

GD/H17E



## GD/H17E Male Catheterization Training Simulator

- Price Rs. 43542.00 (A)

### Features:

- General urethral Catheterization process can be operated.
- There is resistance when advancing the catheter through mucosal fold, bulb of urethra and intra urethral sphincter.

GD/H17F



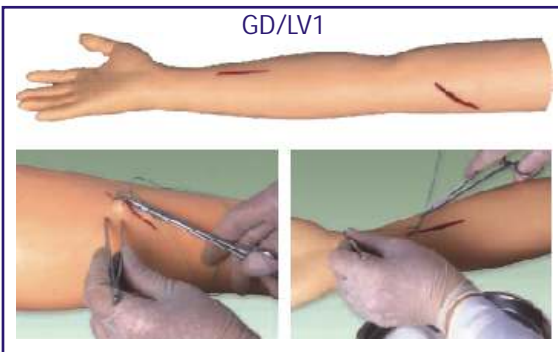
## GD/H17F Female Catheterization Training Simulator

- Price Rs. 43542.00 (A)

### Features:

- General urethral Catheterization process can be operated.
- There is resistance when advancing the catheter through urethral sphincter.

GD/LV1



## GD/LV1 Advanced Surgical Suture Arm

- Price Rs. 34574.00 (A)
- Allows student to practice cut, suturing, stitches release, enswathing etc.
- The elasticity and flexibility of skin allows practice hundreds times.
- If all the initial wounds have been sutured, student can cut the arm in other place for new training of suturing.

GD/LV2



## GD/LV2 Advanced Surgical Suture Leg

- Price Rs. 46374.00 (A)
- This model of Advance Suturing Leg allows student to practice cut, suturing, stitches release, enswathing, etc.
- The elasticity and flexibility of skin can make it for practice hundreds times.
- If all the initial wounds have been sutured, student can cut the leg in other place for new training of suturing.

## MEDICAL MODELS

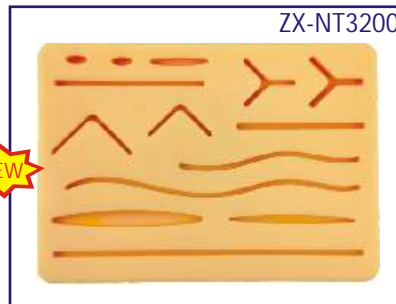
ZX-CS6206



**ZX-CS6206**  
**Suturing Skin Pad with Stand**

- Price Rs. 2891.00 (A)
- Clear skin layers, realistic skin tissue tension Practice cutting, suturing, knotting, taking out stitches Fixing stand for convenient practice.

ZX-NT3200



**ZX-NT3200**  
**Basic Suturing Pad with 14 Cuts**

- Price Rs. 708.00 (A)
- Skin layers realistic skin.
- 14 cuts layers
- Taking out stitches

XC-431



**XC-431**  
**Buttock Injection Model**

- Price Rs. 5310.00 (A)
- This Economical model shows the location for muscle injection on the buttock, supply for training the students to learn injection skills.

GD/HS10C



**GD/HS10C Adult Intramuscular injection Training Manikin**

- Price Rs. 103368.00 (A)

Features:

- Structure of left gluteal : osteal marks, gluteal muscles, ischiadic nerve and veins.
- Left gluteal can be taken off. So it is easy to observe internal structure and make sure position of ischiadic nerve and veins.
- Gluteal intramuscular injection training.

GD/F7A



**GD/F7A Breast Examination Model**

- Price Rs. 40710.00 (A)
- Palpation of galactophore malignant tumor, Innocent tumor, lymphaden and lobulus accrementation.
- In imported thermoplastic.
- Lifelike shape, skinny, pleasant to touch, durable.
- Ametabolic under disinfections and cleanout, convenient delivery.

## COMMUNITY HEALTH BAG

### CHB02N Surgical Kit for Community Health Economical

CHB02N



- Price Rs. 3584.00 (B)

1. Spirit Lamp
2. Test Tube Holder
3. Test Tube 5"
4. Kidney Trays 6" Stainless Steel
5. Syringe 5ml
6. Stethoscope
7. Feotoscope
8. Suture Cutting Scissor
9. Dressing Scissor ( Big ) 6"
10. Forcep Toothed 6"
11. Forcep Non Toothed 5"
12. Artery Forcep (straight) 6.5"
13. Thermometer
14. Spring Balance
15. Towel
16. Measuring Tape
17. Soap Dish
18. Nail Brush
19. Dropper
20. Small Bowl



## COMMUNITY HEALTH NURSING MODELS


- Made of high grade materials having long durability
- Mounted on sturdy wooden frame for easy display
- Supplied with well illustrated informative literature

- Well labeled parts
- Beautifully painted in bright colors
- Model is a great teaching tool for nursing students


### COMMUNITY HYGIENE

ZX-7101 - Sanitary Well.....Price Rs. 6490.00 (A)  
 ZX-7102 - Insanitary Well.....Price Rs. 6490.00 (A)  
 ZX-7103 - Deep and Shallow Well.....Price Rs. 6490.00 (A)  
 ZX-7104 - Deep Tube Well.....Price Rs. 7670.00 (A)

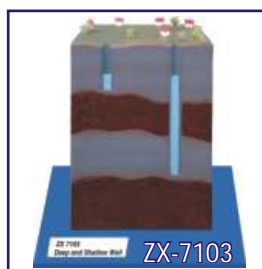
ZX-7105 - Step Well.....Price Rs. 7670.00 (A)  
 ZX-7106 - Berkefeld Filter .....Price Rs. 6490.00 (A)  
 ZX-7107 - Slow Sand Filter .....Price Rs. 8260.00 (A)  
 ZX-7108 - Rapid Sand Filter.....Price Rs. 7080.00 (A)



ZX-7101



ZX-7102



ZX-7103




ZX-7104




ZX-7105



ZX-7106



ZX-7107



ZX-7108

### ENVIRONMENTAL SANITATION

ZX-7201 - House Drainage System.....Price Rs. 8260.00 (A)  
 ZX-7202 - Chamber Type Incinerator .....Price Rs. 8260.00 (A)  
 ZX-7203 - Activated Sludge Process.....Price Rs. 8260.00 (A)  
 ZX-7204 - Bore Hole Latrine.....Price Rs. 6490.00 (A)  
 ZX-7205 - Dug Well Latrine (Pit Latrine)...Price Rs. 6490.00 (A)

ZX-7206 - Trench Latrine.....Price Rs. 7080.00 (A)  
 ZX-7207 - Septic Tank Latrine.....Price Rs. 7670.00 (A)  
 ZX-7208 - Biogas Plant .....Price Rs. 8260.00 (A)  
 ZX-7209 - Smokeless Chulha .....Price Rs. 7670.00 (A)



ZX-7201



ZX-7202



ZX-7203



ZX-7204



ZX-7205



ZX-7206



ZX-7207



ZX-7208



ZX-7209

## VETERINARY MODELS

### ZX-3500E Cow Skeleton

• Price Rs. 9440.00 (A)



- Size : 61 x 46 x 07 cm.
- It shows maxilla, mandible, vertebrae, ribs, humerus, ulna, radius, femur, tibia, patella, phalanges, fibula, pelvis etc.
- Mounted on wooden board.
- 33 features marked.
- Key card / Manual provided.

### ZX-3501E Dog Skeleton

• Price Rs. 9440.00 (A)



- Size : 61 x 46 x 07 cm.
- It shows maxilla, mandible, skull, atlas, axis, scapula, ribs, other vertebrae, hand and arm bones, leg & foot bones, pelvis etc.
- Mounted on wooden board.
- 35 features marked.
- Key card / Manual provided.

### ZX-3502E Fowl Skeleton

• Price Rs. 9440.00 (A)



- Size : 46 x 61 x 07 cm.
- It shows cranium, mandible of bill, orbit, vertebrae, keel, fingers, pygostyle, arm bones, leg bones, ribs, hallux & other digits.
- Mounted on wooden board.
- 35 features marked.
- Key card / Manual provided.

### ZX-3206E Dog Heart

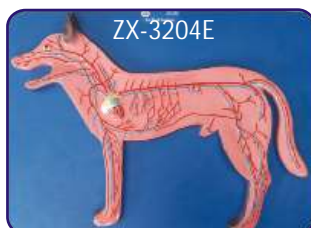
• Price Rs. 9440.00 (A)



- Size : 61 x 46 x 07 cm.
- Model is a set of two pieces showing ventral and dorsal aspect of dog heart.
- Model shows blood vessels & chambers of dog heart.
- Mounted on wooden board.
- 31 features marked.
- Key card / Manual provided.

### ZX-3204E Dog Blood Circulation

• Price Rs. 9440.00 (A)



- Size : 61 x 46 x 07 cm.
- Model shows important arteries and veins with heart in position of a dog circulatory system.
- Mounted on wooden board.
- 47 features marked.
- Key card / Manual provided.

### ZX-3202E Cow Digestive System

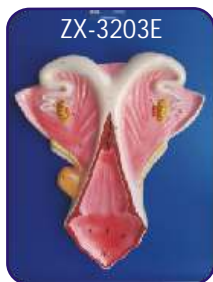
• Price Rs. 9440.00 (A)



- Size : 61 x 46 x 07 cm.
- Model shows cow's digestive tract consisting of mouth, oesophagus, complex four compartment stomach, small intestine and large intestine.
- Mounted on wooden board.
- 14 features marked.
- Key card / Manual provided.

### ZX-3203E Cow Uterus

• Price Rs. 9440.00 (A)



- Size : 46 x 61 x 07 cm.
- It consists of a septate uterine body and two uterine horns. Other structures shown are broad ligament, ovaries, oviducts, bladder, vagina, vestibule, ureter etc.
- Mounted on wooden board.
- 21 features marked.
- Key card / Manual provided.

### ZX-3205E Dog Respiratory

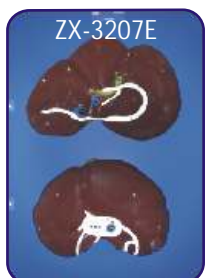
• Price Rs. 9440.00 (A)



- Size : 61 x 46 x 07 cm.
- It shows dog respiratory system organs such as nose, nasal & sinus cavity, pharynx, trachea, lungs & diaphragm.
- Mounted on wooden board.
- 7 features marked.
- Key card / Manual provided.

### ZX-3207E Dog Liver

• Price Rs. 9440.00 (A)



- Size : 46 x 61 x 07 cm.
- Model is a set of 2 pieces showing caudal & cranial aspect of dog liver.
- It shows different lobes of liver, ligaments, small bladder, bile duct, hepatic artery etc.
- Mounted on wooden board.
- 22 features marked.
- Key card / Manual provided.

### ZX-3208E Bony Fish General Anatomy

• Price Rs. 6962.00 (A)



- Life size
- Model is longitudinally dissected in 5 parts.
- Details of external features are shown on one side & internal anatomy is shown on other side.
- Removable parts are magnetically secured in position.
- 42 features marked.
- Key card / Manual provided.





## ZX-3503 Skeleton of Dog

- Price Rs. 11800.00 (A)

- Life size • Made of PVC • Well illustrated and informative.
- Domestic dog featuring detailed plastic bones. The model has a removable tail and skull with articulating mandible, attached by metal pins.
- The skeleton is firmly mounted on a plastic base for stability and display.
- This mounted skeleton is particularly suitable for general veterinary study and for the education and demonstration of procedures to pet owners.
- Beautifully painted in bright colors.
- Model is accurately made from actual specimen references, photographs and encyclopedia reference under expert guidance.
- Model is great teaching tool for anatomy lessons.
- Key card / Manual provided.



## ZX-3504 Skeleton of Cat

- Price Rs. 11800.00 (A)

- Life size • Made of PVC • Well illustrated and informative.
- Standard sized domestic cat featuring detailed plastic bones. The model has a removable tail and skull with articulating mandible, attached by metal pins.
- The skeleton is firmly mounted on a plastic base for stability and display.
- Beautifully painted in bright colors.
- Model is accurately made from actual specimen references, photographs and encyclopedia reference under expert guidance.
- Model is great teaching tool for anatomy lessons.
- Key card / Manual provided.




## ZX-3210 Dog Dissection Model (10 parts)

- Price Rs. 12272.00 (A)
- Size: 41x9.5x30 cm, 10 parts, Model's one half shows muscle details and other half shows external morphology. Muscular half can be removed to show dissectable internal organs.



## ZX-3212 Cat Dissection Model (12 parts)

- Price Rs. 12272.00 (A)
- Size: 61x13x26 cm, 12 parts, Model's one half shows muscle details and other half shows external morphology. Muscular half can be removed to show dissectable internal organs.



## ZX-3209 Chicken Dissection Model (6 parts)

- Price Rs. 7198.00 (A)
- Size: 39x11x41 cm, Dissectable 6 parts help to examine muscular system and internal organs closely.
- Model depicts the female bird in very high detail.
- Left side shows internal structures of digestive, respiratory and circulatory system, as well as a fully developed egg. Right side shows external morphological features.



## ZX-3213PN Frog Dissection Model

- Price Rs. 4720.00 (A)
- Size: 39x33.5x14 cm.
- Made of plastic.
- 67 parts labelled in total.
- Supplied with plastic base for display.
- Shows dissected ventral and dorsal side views.

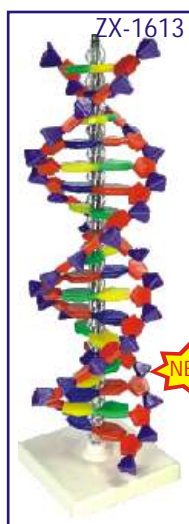


## ZX-3211 Rabbit Dissection Model (9 parts)

- Price Rs. 12272.00 (A)
- Size: 50x20x28 cm, 9 parts, Model's one half shows muscle details and other half shows external morphology. Muscular half can be removed to show dissectable internal organs.



# HISTOLOGY AND BIOMOLECULES MODELS



## ZX-1613 DNA Model


- Price Rs. 3068.00 (A)
- Stands 40cm tall
- Made of Plastic
- Mounted on stand.
- 18 layers, 9 each of AT& GC.
- Handy demonstration model of DNA helix.
- Parts are colour coded and represent purines, pyrimidines, deoxyribose & phosphate groups that make up the double helix of DNA.
- Model is great teaching tool.
- Key card / Manual provided.

NEW



## DN001 DNA Model Kit

- Price Rs. 2183.00 (A)
- Made of Plastic.
- Ready to assemble model.
- Size: 10 x 10 x 45 cm.



## ZX-1608 Cardiac Muscle Fibre

- Price Rs. 3186.00 (A)
- Block model is greatly enlarged cardiac muscle fibre.
- The model shows significant anatomical structures such as sarcolemma, nucleus, mitochondria, transverse tubules, cardiomyocytes, sarcoplasmic reticulum, intercalated disc, M line, Z disc & various filaments.
- Mounted on durable wooden base.
- Size: 41 x 20 x 19 cm
- 17 parts labeled in total.




## ZX-1607 Smooth Muscle Fibre

- Price Rs. 3186.00 (A)
- Block model is a greatly enlarged smooth muscle fibre.
- The model shows significant structures including sarcoplasm, nucleus, mitochondria, dense body, filaments, autonomic neurons and gap junction.
- Size: 36 x 25.5 x 13 cm
- 18 parts labeled in total.

## ZX-1609 Skeletal Muscle Fibre

- Price Rs. 3086.00 (A)
- Block model is greatly enlarged model of skeletal muscle fibre.
- Model shows various anatomical structures like neuromuscular junction, T tubules, myofibrils, bands, nucleus etc.
- Mounted on wooden base.
- Size: 20 x 20 x 19 cm • 21 parts labeled in total.



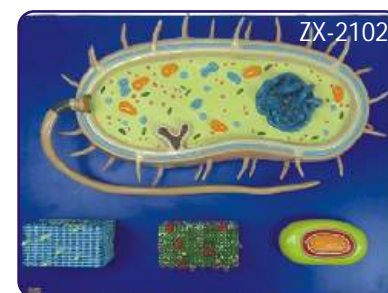
## ZX-2101 Mitochondria

- Price Rs. 2655.00 (A)
- Block model is highly enlarged open section of typical mitochondria.
- Model shows outer & inner membranes, cristae, ribosomes, matrix, mitochondrial DNA, etc.
- Mounted on sturdy wooden base.
- Size: 41 x 21 x 13 cm.
- 10 parts labeled in total.



## ZX-2100 Chloroplast

- Price Rs. 6726.00 (A)
- Block model is highly enlarged open section of a typical chloroplast.
- Model shows inner and outer membranes, granum, stroma, DNA, starch granule, Osmiophilic globule and thylakoids.
- Mounted on sturdy wooden base.
- Size: 36 x 25.5 x 19 cm.
- 13 parts labeled in total.



## ZX-2102 Bacterium

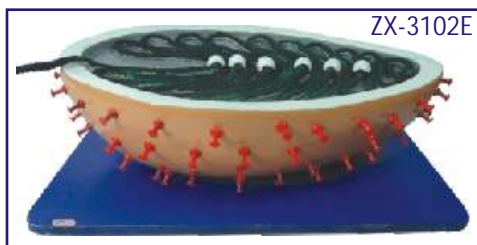
- Price Rs. 6726.00 (A)
- Model is greatly enlarged bacterium model depicting anatomical complexity of a general prokaryotic cell.
- The model is a set of 4 models including block models of the cell wall of gram positive and gram negative bacteria, opened bacterial spore showing spore coat & internal structures and main bacterium.
- Mounted on sturdy wooden base.
- Size : 55x40x9.5 cm. 34 parts labeled in total.



**ZX-3100E AIDS Virus**

• Price Rs. 1888.00 (A)

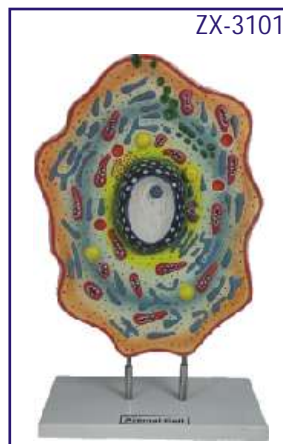
- Highly enlarged detailed model of HIV (Human Immunodeficiency Virus) commonly called AIDS virus.
- Model shows outer lipid membrane with protein structures, internal nucleus with viral RNA.
- Size : 15 x 15 x 23 cm.



**ZX-3102E Rabies Virus**

• Price Rs. 3481.00 (A)

- Model of rabies virus is enlarged millions of times to show viral RNA, lipid envelope, glycoprotein, polymerase etc.
- Mounted on wooden base.
- Size : 35x25x10 cm. • 6 parts labeled in total.



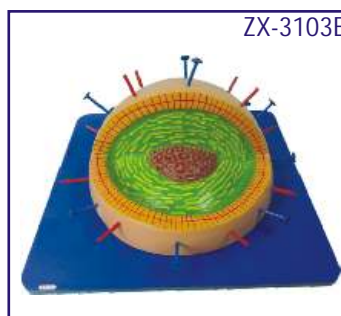
**ZX-3101 Animal Cell Model**

- Price Rs. 2950.00 (A)
- Made of high grade synthetic polymer having long durability.
- Delivered with removable stand.
- Size: 30x40x10 cm.
- Well illustrated & informative.
- 19 parts labeled in total.
- Beautifully painted in bright colors.



**ZX-2103 Plant Cell Model**

- Price Rs. 2950.00 (A)
- Plant cell model depicts magnified view with all important structures such as chloroplast, mitochondria, nucleus, golgi bodies etc.
- Mounted on sturdy wooden base.
- Size: 35 x 15 x 49 cm.
- 17 features marked.



**ZX-3103E Influenza Virus**

- Price Rs. 3481.00 (A)
- This millions of times enlarged model of influenza virus shows lipid envelope, capsid, nucleoprotein, hemagglutinin and neuraminidase.
- Mounted on wooden base.
- Size : 35x35x16 cm.
- 5 parts labeled in total.

## VISUAL TEACHING AIDS

### OPTIONAL ACCESSORIES

OA01	Projection Screen 70"×52" (175 × 130 cms) with folding tripod stand. ....	Each Rs. 5133.00 (A)
OA02	Projection Screen 60"×60" (150×150 cms) with folding tripod stand. ....	Each Rs. 5133.00 (A)
OA03	Projection Screen 90"×72" (225×180 cms) with folding tripod stand .....	Each Rs. 10620.00 (A)
OA04	Map Screen made of thick white rexine with roller 175×130 cms.....	Each Rs. 2596.00 (A)
OA12	Blank Overhead Projector Transparencies - 210×297 mm. Packet of 100 sheets.....	Per Pkt Rs. 708.00 (A)

(A) - GST @18% is included in the price.

# VISUAL TEACHING AIDS

## 2"×2" COLOURED 35 mm SLIDES HEALTH SECTION

- Price per slide Rs. 26.50 (A)
- Available in set only

### Prevent the Diseases

each set contain 20 slides

SPD01	Cholera
SPD02	Malaria
SPD03	Aids
SPD04	Plague
SPD05	Tuberculosis
SPD06	Leprosy
SPD07	Influenza
SPD08	Jaundice
SPD09	Cancer
SPD10	Typhoid
SPD11	Viral Diseases
SPD12	Chicken Pox
SPD13	Dysentery
SPD14	Hepatitis
SPD15	Heart Attack
SPD16	Diabetes
SPD17	Asthma
SPD18	Arthritis
SPD19	Thyroid
SPD20	Blood Pressure

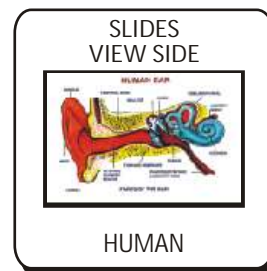

### Health Care

each set contain 20 slides

SHC01	Health Rules
SHC02	Causes of Diseases
SHC03	Prevention of Diseases
SHC04	Effects of Alcohol
SHC05	Tobacco & Habit Forming Drugs
SHC06	Clean Body
SHC07	Clean Water
SHC08	Constituents of Food
SHC09	Malnutrition
SHC10	Immunization

### Others

SH01	Human Physiology	set of 50
SH03	Yogasan	set of 20
SH07	First Aid	set of 50
SH09	Mothercraft	set of 30
SH11	Child Welfare	set of 20
SH12	Family Planning	set of 100
SH13	Community cleanliness	set of 8



## BIO VIEWERS

BV01 Slide viewer for Viewing Slides in available light

Rs. 767.00 (A)

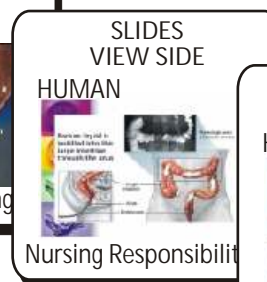
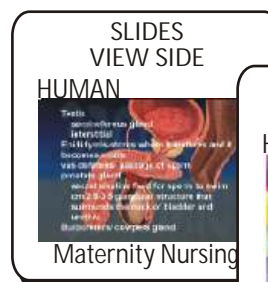
Biostrips are available on various subjects. Biostrips can be prepared on any subject  
(Minimum quantity 50 each title).



## NURSING SLIDES SETS

- Price per slide Rs. 26.50 (A)
- Available in set only

SNM01	Basic Nursing Skills	set of 40
SNM02	Burns & Nursing	set of 40
SNM03	Fundamentals Of Nursing	set of 60
SNM04	History Of Nursing	set of 20
SNM05	Infant Nursing	set of 40
SNM06	Medical Surgical Nursing	set of 20
SNM07	Maternity Nursing	set of 20
SNM08	Nursing Responsibilities & Implications	set of 100
SNM09	Oncologic Nursing	set of 40
SNM10	Pediatric Nursing	set of 40
SNM11	Emergency Delivery	set of 20



## SPECIAL SLIDES (available in Album Only)

SSS01	Biology Album for 10+1	set of 100	Rs. 3186.00 (A)	SSS05	Pathology	set of 100	Rs. 3186.00 (A)
SSS02	Biology Album for 10+2	set of 100	Rs. 3186.00 (A)	SSS06	Chemistry Album for 10+2	set of 100	Rs. 3186.00 (A)
SSS03	Medicinal Plants	set of 100	Rs. 3186.00 (A)	SSS07	Physics Album for 10+2	set of 100	Rs. 3186.00 (A)
SSS04	Human Histology	set of 100	Rs. 3186.00 (A)	SSS09	Human Physiology	set of 100	Rs. 3186.00 (A)

## OVERHEAD PROJECTOR TRANSPARENCIES

- Price per transparencies Rs. 70.80 (A)
- Available in set only

OT04	Chick Embryology	set of 20	OT11	Sense organs	set of 20
OT05	Frog Development	set of 15	OT13	First Aid	set of 50
OT10	Human Physiology	set of 50			






## BIOLOGY MODELS

## BOTANY MODELS

Made of Fiber Glass on MDF Board.

Each Model size 60 x 45 cm Price Rs. 2242.00 Each (A)




BMB01 Plant Cell  
BMB02 Germination of Seed  
BMB03 Fertilization & Angiosperms  
BMB04 Plant Cell Meiosis  
BMB05 Plant Cell Mitosis  
BMB06 L. S. Flower  
BMB07 L. S. Ovary  
BMB08 T. S. Monocot Root  
BMB09 T. S. Dicot Root  
BMB10 T. S. Monocot Stem

BMB11 T. S. Dicot Stem  
BMB12 T. S. Monocot Leaf  
BMB13 T. S. Dicot Leaf  
BMB14 Root Tip  
BMB15 Life Cycle: Moss  
BMB16 Life Cycle: Fern  
BMB17 Life Cycle: Fungus  
BMB18 Spirogyra  
BMB19 Pitcher Plant  
BMB20 Funaria Plant



## ZX-2200E Types of Ovules

- Price Rs. 3422.00 (A)
- 4 pieces model on board.
- Model shows anatropous, orthotropous, amphitropous and hemi-anatropous ovules.
- Size : 45x60x3 cm.
- 9 parts labeled in total.



## ZX-2500E Monocot Seed Germination


- Price Rs. 3127.00 (A)
- Stages of germination (Hypogeal) in maize is shown.
- Mounted on wooden base.
- Size: 56 x 41 x 9 cm
- 8 parts labeled in total.

## MODELS OF FLOWERS



Made of Fiber Glass on stand.

- Price Rs. 1534.00 (A)
- BMF01 Typical Flower
- BMF02 Liliaceae Flower
- BMF03 Rosaceae Flower



## ZX-2501E

## Dicot Seed Germination

- Price Rs. 3127.00 (A)
- Stages of germination (Hypogeal) in pea is shown.
- Mounted on wooden base.
- Size: 56x41x9 cm.
- 8 parts labeled in total.



## ZX-2600E

## L.H. of Angiosperm

- Price Rs. 3422.00 (A)
- Model is a set of 19 piece.
- Model is mounted on board to show the life cycle of an angiosperm.
- Size : 60x45x3 cm.
- 13 parts labeled in total.

## ZOOLOGY MODELS

Made of Fiber Glass on MDF Board.

Each Model size 60 x 45 cm Price Rs. 2242.00 Each (A)



BMZ01 Animal Cell  
BMZ02 Animal Cell Meiosis  
BMZ03 Animal Cell Mitosis  
BMZ04 Amoeba  
BMZ05 Paramecium  
BMZ06 Hydra  
BMZ07 Euglena  
BMZ08 Malarial Parasite  
BMZ09 Bacteria  
BMZ10 Virus  
BMZ11 Frog Dissection  
BMZ12 Rat Dissection  
BMZ13 Fish Dissection  
BMZ14 Rabbit Dissection  
BMZ15 Development of Frog  
BMZ16 Life History of Silk Worm  
BMZ17 Life History of Mosquito  
BMZ18 Life History of Honey Bee  
BMZ19 Life History of Butterfly  
BMZ20 Life Cycle of Tapeworm



## ZX-3200E Tape Worm

- Price Rs. 6726.00 (A)
- Set of 8 pieces model shows scolices of beef tapeworm (Taenia Saginata), pork tapeworm (Taenia Solium), mature egg, larval stage tapeworm and longitudinal sections of gravid, immature and mature proglottid.
- Size: 55x40x6 cm.
- 27 parts labeled in total.

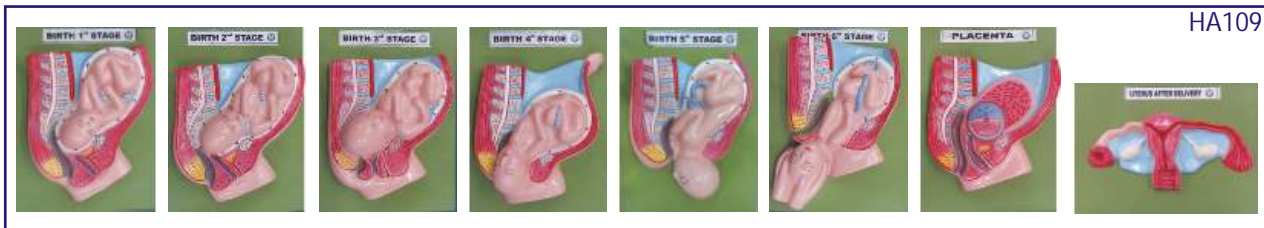


## ZX-3201 Hydra

- Price Rs. 2950.00 (A)
- 4 piece model mounted on board.
- Significant anatomical features shown include ectoderm, mesoglea, coelenteron, male testis and female egg cells, buds, nematoblast cells, hypostome, cnidoblast etc.
- 28 parts are labeled in total.

## SPECIAL MODELS ON HUMAN ANATOMY

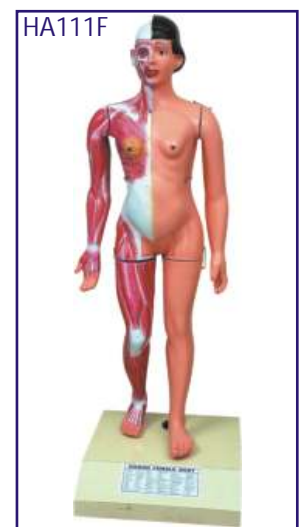

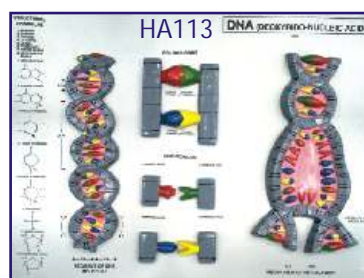
- HA101A HUMAN BODY TORSO** - Torso with head with detachable internal structure of Head and neck, Organs of Thorax and abdomen cavities of the viscera can be emptied, for study of blood vessels. Dissectable in 12 parts made of Fibre Glass painted in natural colours. Made of Fiber Glass. Magnetic. Life Size  
Rs. 11210.00 (A)
- HA101 HUMAN BODY** - Torso with head with detachable internal structure of Head and neck, Organs of Thorax and abdomen cavities of the viscera can be emptied, for study of blood vessels. Dissectable in 12 parts made of Fibre Glass painted in natural colours. Made of Fiber Glass. Life Size Non magnetic.  
Rs. 8850.00 (A)
- HA102 Human Body** - Torso Small size  
Rs. 2360.00 (A)
- HA103 HUMAN SKELETON** - Life size made of fibre glass. All the bones shoulder & hip joints clearly depictable  
Rs. 2950.00 (A)
- HA103S Stand for above**  
Each Rs. 1947.00 (A)
- HA104 HUMAN SKELETON** - Plastic size 70 cm with stand.  
Rs. 1062.00 (A)
- HA105 HUMAN SKELETON** - Plastic size 40 cm with stand.  
Each Rs. 230.00 (A)
- HA106 Dummy with Doll** made of Fibre Glass  
Each Rs. 4838.00 (A)
- HA106A Dummy Baby for Dummy with Doll**  
Each Rs. 1416.00 (A)
- HA107 Female Pelvis with child**  
Each Rs. 2301.00 (A)
- HA108 Female Pelvis with reproductive organs**  
Each Rs. 2301.00 (A)



- HA109 Delivery Process Models set of 8**  
Set Rs. 9440.00 (A)
- HA110 Development of Fetus/Embryo set of 9**  
Set Rs. 4425.00 (A)










- HA110L Development of Fetus/Embryo set of 9 Large size set** Rs. 10502.00 (A)
- HA111F Full Size Human Female Body Fibre Glass**  
Showing organs & muscles  
Each Rs. 38940.00 (A)
- HA111M Full Size Human Male Body Fibre Glass**  
Showing organs & muscles  
Each Rs. 38940.00 (A)
- HA112 RNA 60x 45 cm**  
Each Rs. 2242.00 (A)
- HA113 DNA 60x 45 cm**  
Each Rs. 2242.00 (A)
- HA116 Human Placenta Model** made of Fiber Glass  
Each Rs. 1770.00 (A)





## SPECIAL MODELS ON HUMAN ANATOMY

Dissectable Models (Fibre Glass)

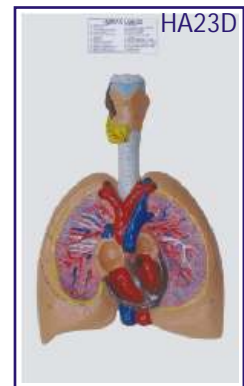
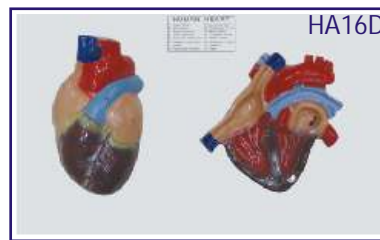
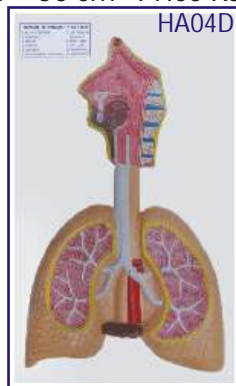
- HA126 Eye Ball
- HA127 Human Heart
- HA128 Human Ear
- HA129 Human Brain
- HA130 Human Kidney
- HA131 Human Lungs
- HA201 Nursing Manikin Female Made of Fibre Glass Life Size
- HA202 Nursing Manikin Male Made of Fibre Glass Life Size
- HA506 Structure of Tooth on Board 
- HA509 Shoulder Joint Model Made of Fibre Glass 
- HA510 Hip Joint Model Made of Fibre Glass 
- HA511 Knee Joint Model Made of Fibre Glass 
- HA512 Elbow Joint Model Made of Fibre Glass 
- HA513 Foot Joint Model Made of Fibre Glass 
- HA514 Hand Joint Model Made of Fibre Glass 

- Each Rs. 472.00 (A)
- Each Rs. 472.00 (A)
- Each Rs. 472.00 (A)
- Each Rs. 472.00 (A)
- Each Rs. 472.00 (A)
- Each Rs. 472.00 (A)
- Each Rs. 23010.00 (A)
- Each Rs. 23010.00 (A)
- Each Rs. 649.00 (A)
- Each Rs. 435.00 (A)
- Each Rs. 649.00 (A)
- Each Rs. 435.00 (A)
- Each Rs. 435.00 (A)
- Each Rs. 435.00 (A)
- Each Rs. 435.00 (A)



## HUMAN ANATOMY 3-D MODELS

Deluxe Quality, Made of Fiber Glass, Mounted on Wooden Board  
Size 30 × 50 cm Price Rs. 1003.00 (A) each



- HA01D Teeth
- HA02D Circulatory System
- HA03D Digestive System
- HA04D Respiratory System
- HA05D Nervous System
- HA06D Skeleton
- HA07D Head & Neck
- HA08D Skin
- HA09D Mouth
- HA10D Tongue

- HA11D Spinal Cord
- HA12D Stomach
- HA13D Liver
- HA14D Kidney
- HA15D Brain
- HA16D Heart
- HA17D Eye
- HA18D Ear
- HA19D Male Pelvis
- HA20D Female Pelvis

- HA21D Reproductive Organs (Female)
- HA22D Reproductive Organs (Male)
- HA23D Lungs with Heart & Larynx
- HA24D Skull
- HA25D Excretory System
- HA26D Endocrine System Male
- HA27D Endocrine System Female
- HA28D Muscular System Front View
- HA29D Muscular System Back View
- HA30D Nose



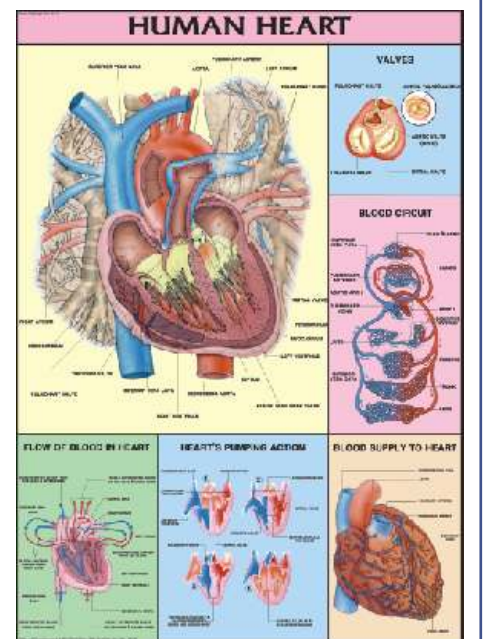
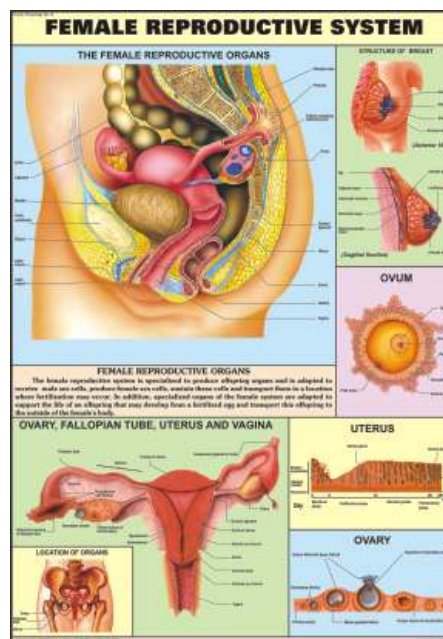
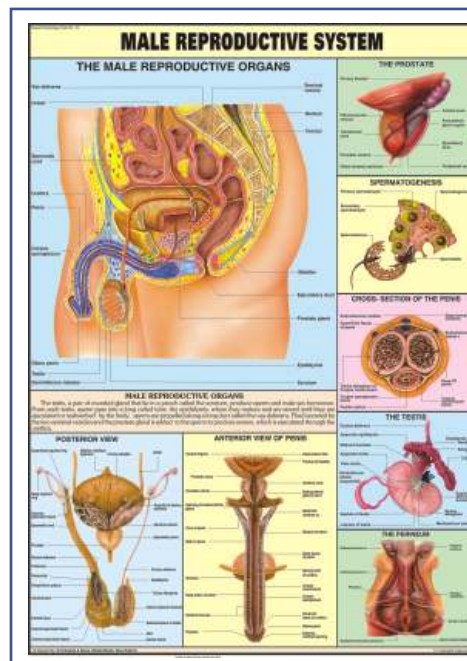
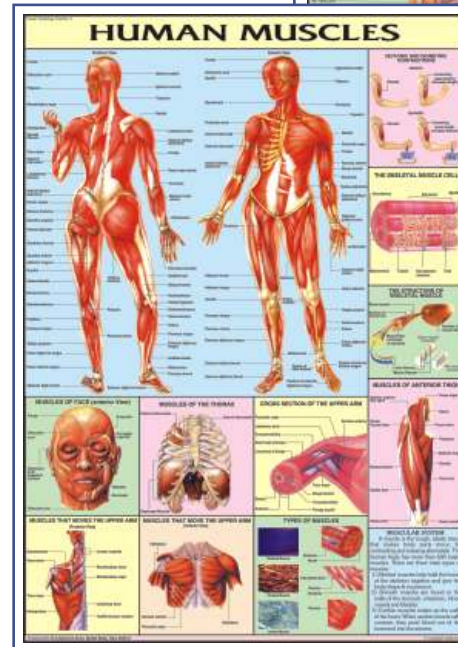
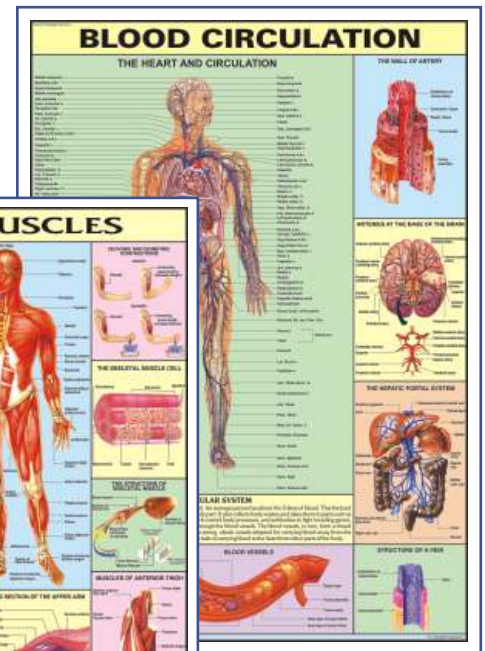
## DETAILED HUMAN PHYSIOLOGY CHARTS

*Printed in original colours. Everything requisite for thorough understanding of Human Physiology in its broad out line included.  
Each Size 70 × 100 cm.*

Rigid lamination on board with aluminium frame	Price Each Rs. 1680.00 (B)
Printed on Synthetic paper and fitted with plastic rollers	Price Each Rs. 224.00 (B)

(English Only)

The Skeleton	HP01S
Human Muscles	HP02S
Blood Circulation	HP03S
Nervous System	HP04S
Digestive System	HP05S
Human Eye	HP06S
Human Ear	HP07S
Kidney, Skin & Excretory Organs	HP08S
The Respiratory System	HP09S
Human Heart	HP10S
Endocrine System	HP11S
Male Reproductive System	HP12S
Female Reproductive System	HP13S
Human Embryology	HP14S
Lymphatic System	HP15S





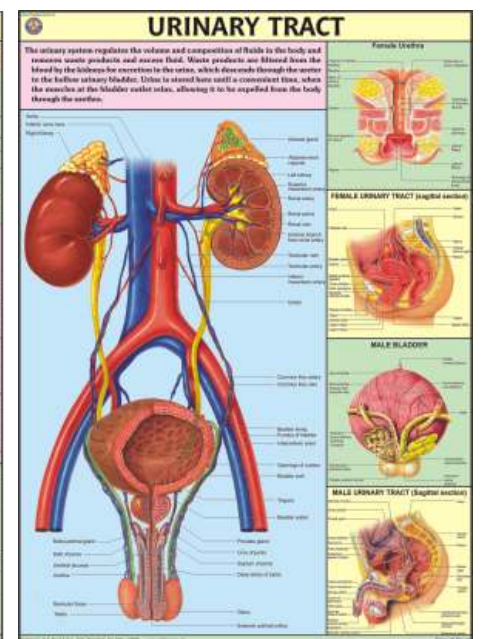
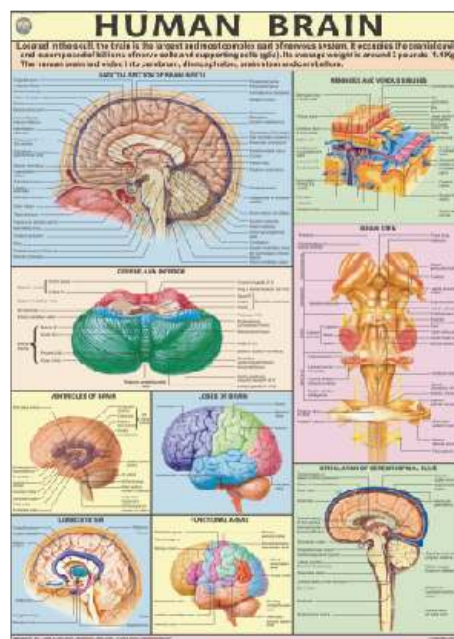
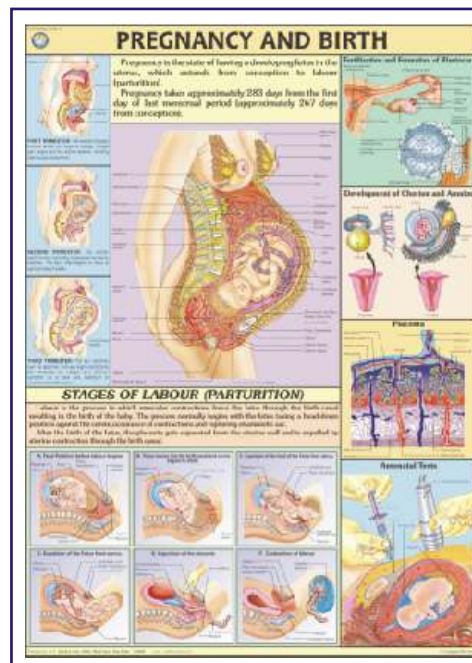
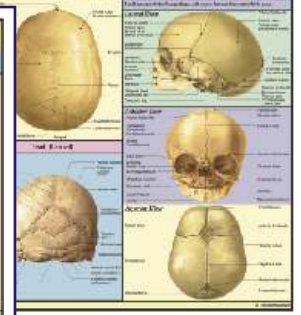
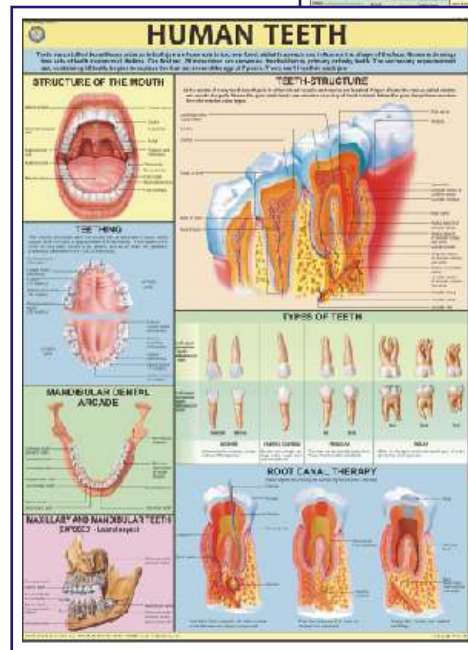
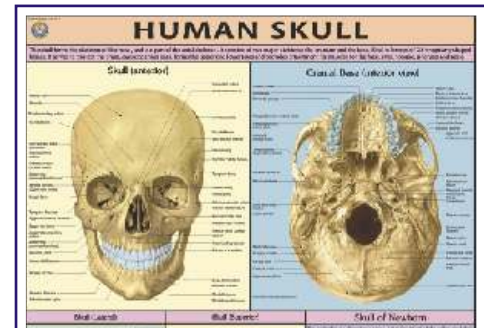
# DETAILED HUMAN PHYSIOLOGY CHARTS

Printed in original colours. Everything requisite for thorough understanding of Human Physiology in its broad out line included.  
Each size 70 × 100 cm.

Rigid lamination on board with aluminium frame Price Each Rs. 1680.00 (B)  
Printed on Synthetic paper and fitted with plastic rollers Price Each Rs. 224.00 (B)

(English Only)

Human Brain	HP16S
Human Teeth	HP17S
Pregnancy & Birth	HP18S
Human Kidney	HP19S
Urinary Tract	HP20S
Human Skull	HP21S
Ear, Nose, Throat	HP22S
Liver, Gallbladder & Pancreas	HP23S
Human Lungs	HP24S
Joints of Human Body	HP25S
Immune System	HP26S
Human Skin	HP27S
Movable Joints	HP28S
Human Spinal Cord	HP29S
Menstrual Cycle	HP30S
Contraception	HP31S
Vertebral Column	HP32S





## HEALTH, HYGIENE & SANITATION

On a persistent demand from various Educational Institutions, NGO's, Rural Development Offices, Nursing Institutions we have recently published naturally coloured, useful and authentic charts incorporating all the modern researches and innovations on the subject.

### PREVENT THE DISEASES containing 24 Charts

Hindi & English Combined

Each chart depicts the Causes, Symptoms,  
Treatments, care to be taken.

- |                     |                     |
|---------------------|---------------------|
| PD01 * Cholera      | PD13 * Dysentery    |
| PD02 * Malaria      | PD14 Hepatitis      |
| PD03 * AIDS         | PD15 Heart Attack   |
| PD04 Plague         | PD16 Diabetes       |
| PD05 Tuberculosis   | PD17 Asthma         |
| PD06 Leprosy        | PD18 Arthritis      |
| PD07 Influenza      | PD19 Thyroid        |
| PD08 Jaundice       | PD20 Blood Pressure |
| PD09 Cancer         | PD21 Dengue         |
| PD10 * Typhoid      | PD22 Measles        |
| PD11 Viral Diseases | PD23 Food Poisoning |
| PD12 Chicken Pox    | PD24 Poliomyelitis  |

Each size 50 x 70 cm

Rigid lamination on Board with

Aluminium Frame

Flexible Lamination with rollers

Price Rs. 840.00 (B) Each

Price Rs. 100.00 (B) Each

\* Also Available In

English - Kannada

English - Malayalam

English - Tamil

English - Telugu

Flexible Lamination with rollers

Price Rs. 112.00 (B) Each





# HEALTH, HYGIENE & SANITATION

On a persistent demand from various Educational Institutions, NGO's, Rural Development Offices, Nursing Institutions we have recently published naturally coloured, useful and authentic charts incorporating all the modern researches and innovations on the subject.

## HEALTH CARE SERIES

containing 10 Charts

English & Hindi combined

- HC01 \* Health Rules
- HC02 \* Causes of Diseases
- HC03 \* Prevention of Diseases
- HC04 \* Effects of Alcohol
- HC05 \* Tobacco & Habit Forming Drugs
- HC06 \* Clean Body
- HC07 \* Clean Water
- HC08 \* Constituents of Food
- HC09 \* Malnutrition
- HC10 Immunization

Each size 50 x 70 cm

Rigid lamination on Board with  
Aluminium Frame

Flexible Lamination with rollers

Price Rs. 840.00 (B) Each

Price Rs. 100.00 (B) Each

\* Also Available In

English - Kannada

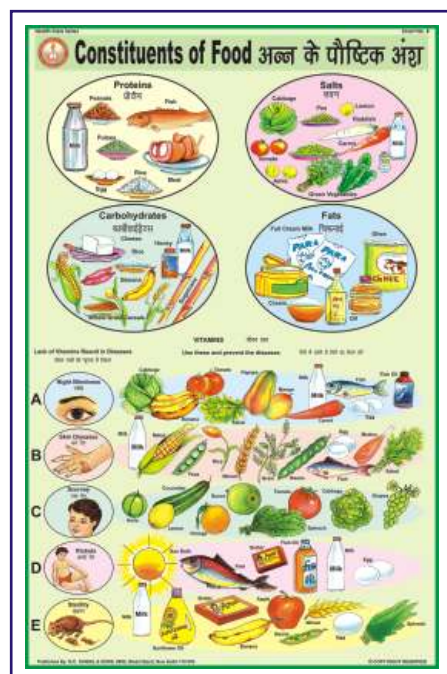
English - Malayalam

English - Tamil

English - Telugu

Flexible Lamination with rollers

Price Rs. 112.00 (B) Each



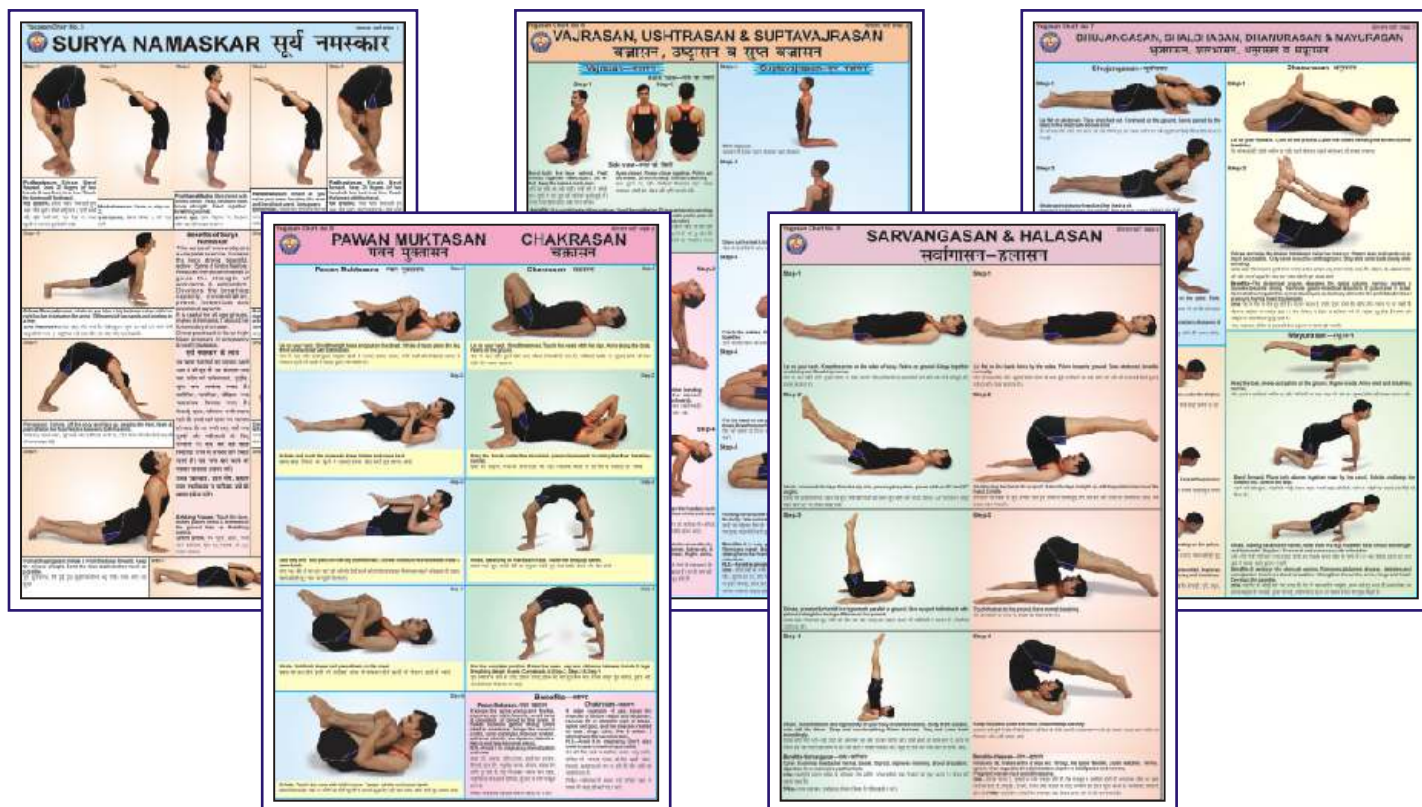
Striking colourful images that capture and hold attention.

## YOGASAN CHARTS

Each Chart Size 50 x 70 cm. Hindi & English combined

Rigid lamination on Board with Aluminium Frame  
Flexible Lamination with rollers

Price Rs. 840.00 (B) Each  
Price Rs. 100.00 (B) Each



A faithful study and following the instructions as laid down in these charts, a vast treasure of super powers can be explored and developed within ourselves. For all round Physical, Mental, Emotional, Intellectual & Spiritual development of mind and body.

- YO01 **Shuddhi Kriyas-Shat Karmas:** Kunjal-Vaman Dhauti, Kapal Bhati, Ghrit Neti, Sutra Neti, Jal Neti, Vastra Neti, Dand Dhauti, Nauli Karma, Tratak, Basti etc.
- YO02 **Shankh Prakshalan:** Kagasan, Tadasan, Triyak Tadasan, Triyak Bhujangasan, Kati Chakrasan, Udarakarashanasan, Shavasan.
- YO03 **Surya Namaskar:** A series of twelve steps, a complete exercise of all the parts of body. It makes the body strong, beautiful & active.
- YO04 **Yog Mudras, Padmasan & Matsyasan:** These remove Spinal & Cervical pain, Asthma, Diabetes, Mental weakness, Constipation, Gastric troubles, Knee pain, Eye Defects.
- YO05 **Paschimottanasan & Ardh Matsyendrasan:** Spine becomes Flexible and Elastic, the Abdominal organs-the Digestive system, Nervous system are toned up.
- YO06 **Vajrasan, Ustrasana & Supt Vajrasan:** These remove cervical and slipdisc defects diseases of chest, lungs, heart, abdomen, kidney etc. , excess fatness of Abdomen and back
- YO07 **Bhujangasan, Shalabhasan, Dhanurasan & Mayurasan:** Abdominal Organs are toned up. Spine is strengthened. Remove Gastic Intestinal disorders etc. Mental Powers are developed.
- YO08 **Pawan Muktasana & Chakrasana:** Keep Spine Young & Flexible. Improve Eye sight, Hearing, Smell Taste & Circulation of Blood to the brain.
- YO09 **Sarvangasan & Halasana:** Reduce fat, make arms, legs, Blood circulation, Digestive system, Liver strong and maintains youthful look etc.
- YO10 **Bandhas & Pranayams:** Mool Bandh, Jalandhar Bandh, Uddiyan Bandh, Mahabandh. Pranayam Mudra, Lom-vilom Pranayam, Nadishodan Pranayam, Agnisar Kriya.
- YO11 **Spine & Related Organs:** Composition of spine, Positions of Psychic centres and Endocrine Glands are shown.
- YO12 **Healthy Eye :** Eye washing, tratak on rising sun, Eye exercises, Palming.



## CHARTS ON AIDS

Each Chart Size 70 x 100 cm.

Rigid lamination on board with aluminium frame

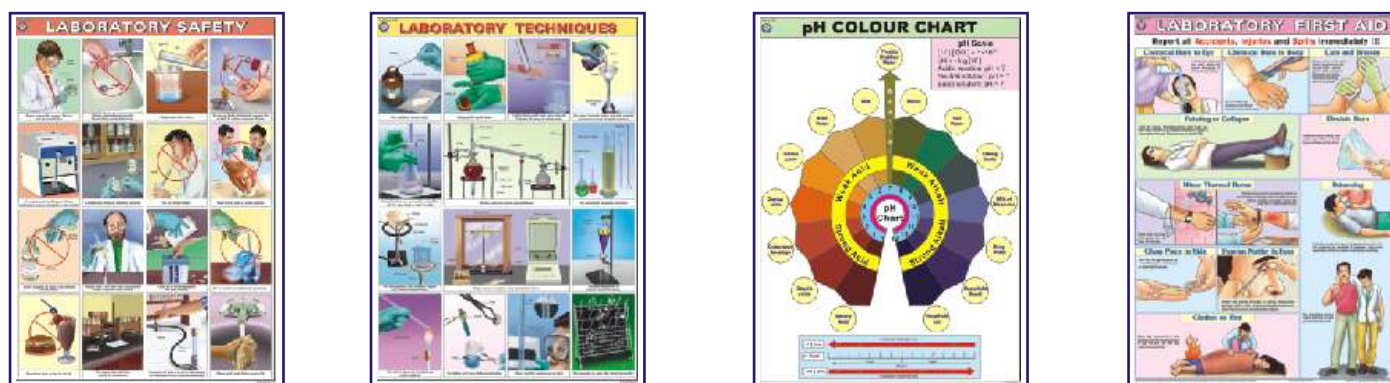
Price Each Rs. 1680.00 (B)

Printed on Synthetic paper and fitted with plastic rollers Price Each Rs. 224.00 (B)



- AS01S** **HIV:** showing structure and mechanism of infection of Human Immunodeficiency Virus
- AS02S** **Transmission of HIV:** explaining different ways which can spread the HIV infection and cause AIDS.
- AS03S** **Prevention:** showing various measures which, when adopted, prevent transmission of HIV infection.
- AS04S** **How AIDS is not Transmitted:** showing various routine tasks which are not involved in transmission of HIV.
- AS05S** **Progress of Infection:** showing how HIV infection typically progresses through various stages.
- AS06S** **Opportunistic Diseases:** depicting complications which an AIDS patient develops that otherwise wouldn't normally occur in a person with a healthy immune system.
- AS07S** **Sexually Transmitted Diseases:** showing various sexually transmitted diseases which increase the chances of acquiring HIV infection by an individual when exposed to the virus.
- HP26S** **Human Immune System:** showing different organs involved in a healthy immune mechanism. As AIDS progressively weakens the immune system, chart gives an outline of functions of Immune System to better understand what AIDS can do.

## LAB DISPLAY CHARTS



**CLO1S**

**LABORATORY SAFETY**

• Price Rs. 224.00 (B)

Showing basic safety measures to be followed while working in a chemistry laboratory. Printed on Polyart Synthetic Paper. Size 70 x 100 cm.

**CLO2S**

**LABORATORY TECHNIQUES**

• Price Rs. 224.00 (B)

Showing various procedures and techniques generally used in a chemistry laboratory. Printed on Polyart Synthetic Paper. Size 70 x 100 cm.

**CLO3S**

**pH COLOUR CHART**

• Price Rs. 224.00 (B)

Reference colours indicated by universal indicator with different acidic or basic substances to show their approximate pH values. Printed on Polyart Synthetic Paper. Size 70 x 100 cm.

**CLO4S**

**LABORATORY FIRST AID**

• Price Rs. 224.00 (B)

Showing various first aid techniques and procedures used during an accident in a Laboratory. Printed on Polyart Synthetic Paper. Size 70 x 100 cm.



## FIRST AID CHARTS



Each Chart size 50 X 70 cm

English or English & Hindi combined

Rigid lamination on Board with Aluminium Frame

Price Rs. 840.00 (B) Each

Flexible Lamination with rollers

Price Rs. 100.00 (B) Each

- FA01 **Skeleton & Circulatory System:** Gives the basic knowledge of human body.
- FA02 **Triangular Bandages:** Slings, knots and bandages for various parts of body.
- FA03 **Roller Bandages:** A protective covering for wound or fracture, various methods of bandaging.
- FA04 **Fractures:** Showing simple and compound fractures, treatment of fracture in various parts of body.
- FA05 **Artificial Respiration:** Showing Schafer's method, Silvester's method & Holger Nielsen's method of artificial respiration. Outline of Respiratory system and what is suffocation.
- FA06 **Transport of the injured:** How to carry an injured person so that minimum movement of the injured portion is assured.
- FA07 **Unconsciousness:** Sun Stroke, fainting, epileptic fit, Hysteria, Infantile convulsions, drowning.
- FA08 **Haemorrhage:** Location of main arteries in the body and pressure points where when pressed, bleeding can be controlled.
- FA09 **Electric Shock Treatment:** How to remove live wires, treatment & whom to contact.
- FA10 **Emergency Resuscitation:** Mouth to mouth and Mouth to nose method. How to give external cardiac chest compression.
- FA11 **Removal of foreign bodies from eye, ear, nose:** Various precautionary methods to remove the foreign bodies and to ensure safety of organs.
- FA12 **Burns & Scalds:** Type of burns, treatment of chemical burns, clothing on fire.
- FA13 **Snakes & Their Bites:** Type of snakes, Identification of snakes on the basis of appearance, treatment of snake bite.
- FA14 **Poisons and their Antidotes:** Various type of poisons, their symptoms & their treatment.
- FA15 **Outline of First Aid & Appliances:** What is First Aid, Qualities of a First Aider and essential appliances to give first aid.

*All the above Charts are available in English & Hindi combined also.*

# GENETICS AND EVOLUTION CHARTS

Each Chart Size 70 x 100 cm

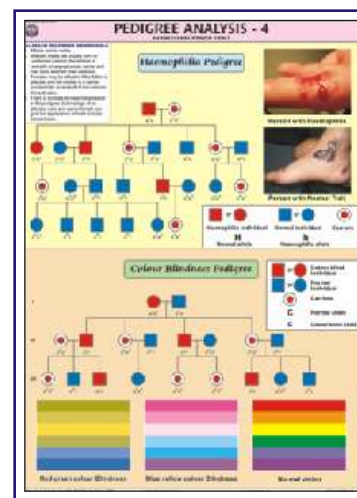
Rigid lamination on board with aluminium frame

Price Each Rs. 1680.00 (B)

Printed on Synthetic paper and fitted with plastic rollers

Price Each Rs. 224.00 (B)

- GE01S **Pedigree Analysis-1** : showing standard symbols used in Pedigree Analysis and Sample Pedigree.
- GE02S **Pedigree Analysis-2** : showing Autosomal Dominant Trait Pedigree such as Myotonic Dystrophy and Tongue Curler Pedigree.
- GE03S **Pedigree Analysis-3** : showing Autosomal Recessive Trait Pedigree such as Inheritance of Attached Ear Lobe and Inheritance of Sickle Cell Anaemia.
- GE04S **Pedigree Analysis-4** : showing X-linked Recessive Trait Pedigree such as Haemophilia and Colour Blindness Pedigree.
- GE05S **Pedigree Analysis-5** : showing X-linked Dominant Trait Pedigree such as Hypophosphatemia and Droopy Eyelids Pedigree.
- GE06S **Pedigree Analysis-6** : showing Y-linked Trait - Hairy Ear and Mitochondrial Inheritance Pedigree.
- GE07S **Homologous Organs - Animals**: showing Forelimbs of Bat, Turtle, Horse, Human, Bird and Dolphin demonstrating Homology.
- GE08S **Analogous Organs - Animals**: showing Wings of Bird, Butterfly, Pterosaur and Bat demonstrating Analogy.
- GE09S **Homologous Organs - Plants**: showing thorn of Bougainvillea, tendrils of Cucurbita, fleshy cylindrical stem of Euphorbia, fleshy flattened stem of Opuntia, leafy shoots of Chrysanthemum and pineapple representing Plant Homology.
- GE10S **Analogous Organs - Plants**: showing thorn of Pyracantha, spine of Berberis vulgaris, prickles of Prosopis grandulosa and stipular spines of Black Locust representing Plant Analogy.
- GE11S **Hybridisation-1 (Monohybrid Cross)** : Cross between Purple coloured and White coloured flower Pea Plant demonstrating inheritance of one dominant character and expression of recessive parental trait without blending in F2 generation.
- GE12S **Hybridisation-2 (Dihybrid Cross)** : Cross between Pea Plants differing in two traits (pod colour & plant height) showing segregation of one pair of character is independent of the other pair of characters.
- GE13S **Hybridisation-3 (Incomplete Dominance)** : Cross between true breeding Red and White Snapdragon flower plants showing one character is not completely dominant over other.



# DISASTER MANAGEMENT CHARTS

Size 70 x 100 cm. English & Hindi combined. Laminated Each Rs. 180.00 (B)

- DMS01 What is a Disaster
- DMS02 Disaster Management Cycle-1
- DMS03 Disaster Management Cycle-2
- DMS04 Earthquake
- DMS05 Tsunami
- DMS06 Flood
- DMS07 Cyclone
- DMS08 Forest Fire
- DMS09 Landslide
- DMS10 Nuclear Disaster
- DMS11 Chemical Disaster
- DMS12 Biological Disaster





## CHARTS ON FOOD AND NUTRITION

Size 70 x 100 cm. English & Hindi combined.

Printed on offset paper, in full colour, using latest technology

Rigid lamination on Board with Aluminium Frame Price Rs. 1568.00 (B) Each  
Flexible Lamination with rollers Price Rs. 180.00 (B) Each

**FN01 OUR FOOD** : Chart shows various components and functions of food. It also illustrates food pyramid mentioning balance diet and daily requirement of nutrients by different age groups.

**FN02 PROTEINS** : Chart shows both animal and plant sources of protein. It also explains various functions performed by proteins in our body and some special conditions of high protein needs.

**FN03 FATS** : Chart shows a brief classification of fats with a mention of essential fatty acids. It also shows some of the important functions and sources of fats.

**FN04 CARBOHYDRATES** : Chart shows classification of carbohydrates as simple and complex with their various functions in the body. It also shows various foods rich in carbohydrates.

**FN05 VITAMINS** : Good explanatory chart depicting both fat soluble and water soluble vitamins with their various sources and reasons of requirement in the body.

**FN06 MINERALS** : Important minerals like Sodium, Iron, Calcium, Iodine etc. required in our body to live a healthy life are shown in the chart. Chart also shows various functions they perform and their sources.

**FN07 WATER & ROUGHAGE** : Chart shows the importance of water and roughage and some major functions performed by them in the body. Chart also gives a good knowledge about their sources.

**FN08 DEFICIENCY DISEASES** : Chart shows the havoc conditions arisen due to deficiency of various nutrients in the body and their symptoms. The understanding of chart will indicate the importance of good balanced diet.

**FN09 OVERNUTRITION DISORDERS** : Chart shows that not only deficiency but also the over consumption of food is not good for health. Various overnutritional disorders with their causes and symptoms are depicted in the chart.

**FN10 FOOD'S NUTRITIVE VALUE** : Chart shows the nutrient's composition of various common foodstuffs in a tabular form.



## ENVIRONMENTAL SCIENCE

Size 50 x 70 cm. English. Laminated  
Each Rs. 112.00 (B)

ES01 Garbage Management

ES02 Sewage Treatment Plant **NEW**

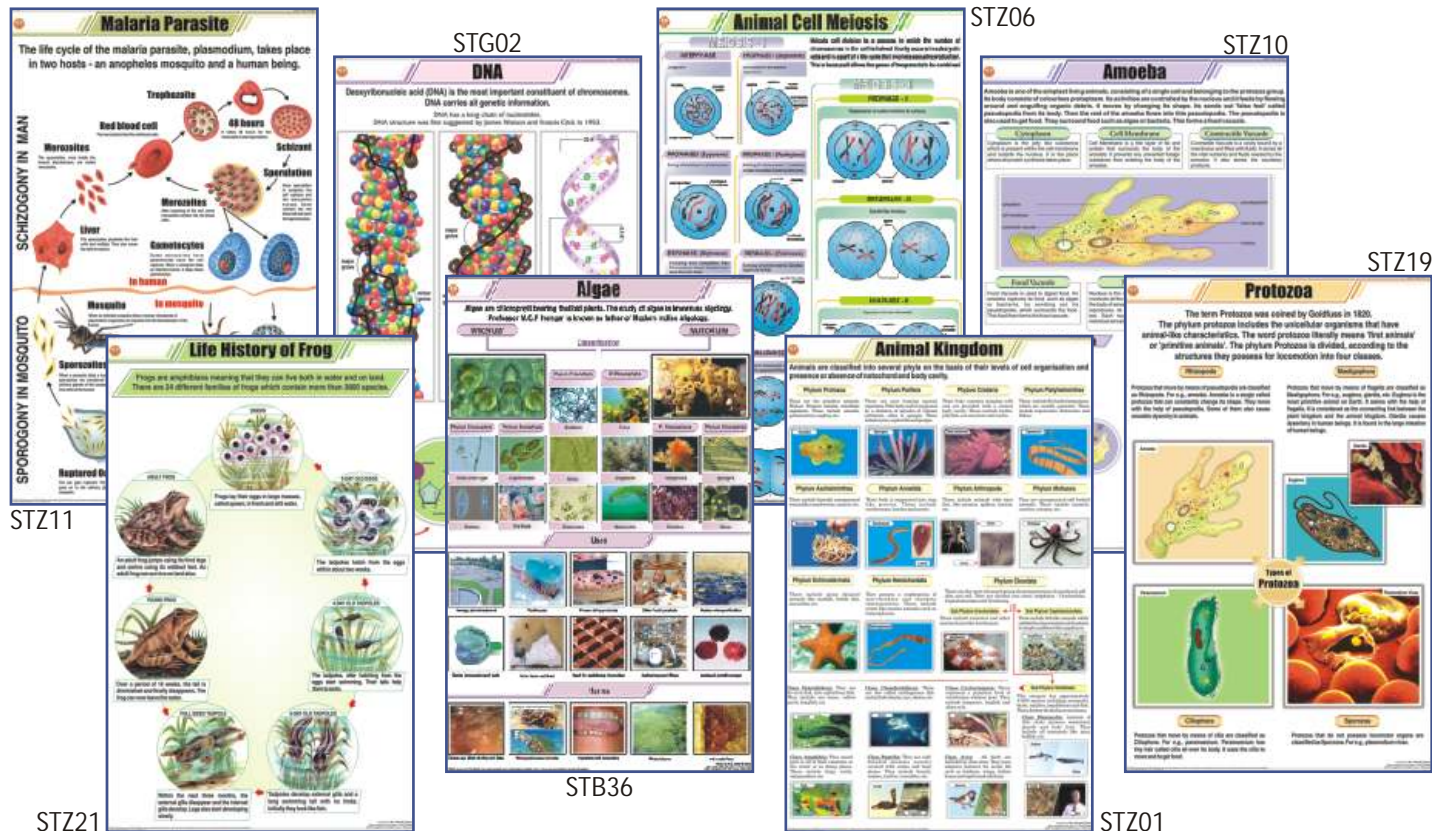
ES03 Global warming & Greenhouse effect **NEW**



## SCIENCE AND TECHNOLOGY CHARTS

Size 58 × 90 cm (in English only) Laminated Price Rs. 170.00 (B) Each

The charts aim at familiarising students with the subject in a very realistic way and in social context. These delineate the process of life and of the technology that conditions our world today. The students will come to know the intricacies of the phenomenon and how it can be best used for the benefit of mankind. Using the latest printing technology the charts are printed on art paper in full colours and are duly laminated on both sides with thick plastic film and are fitted with plastic rollers.

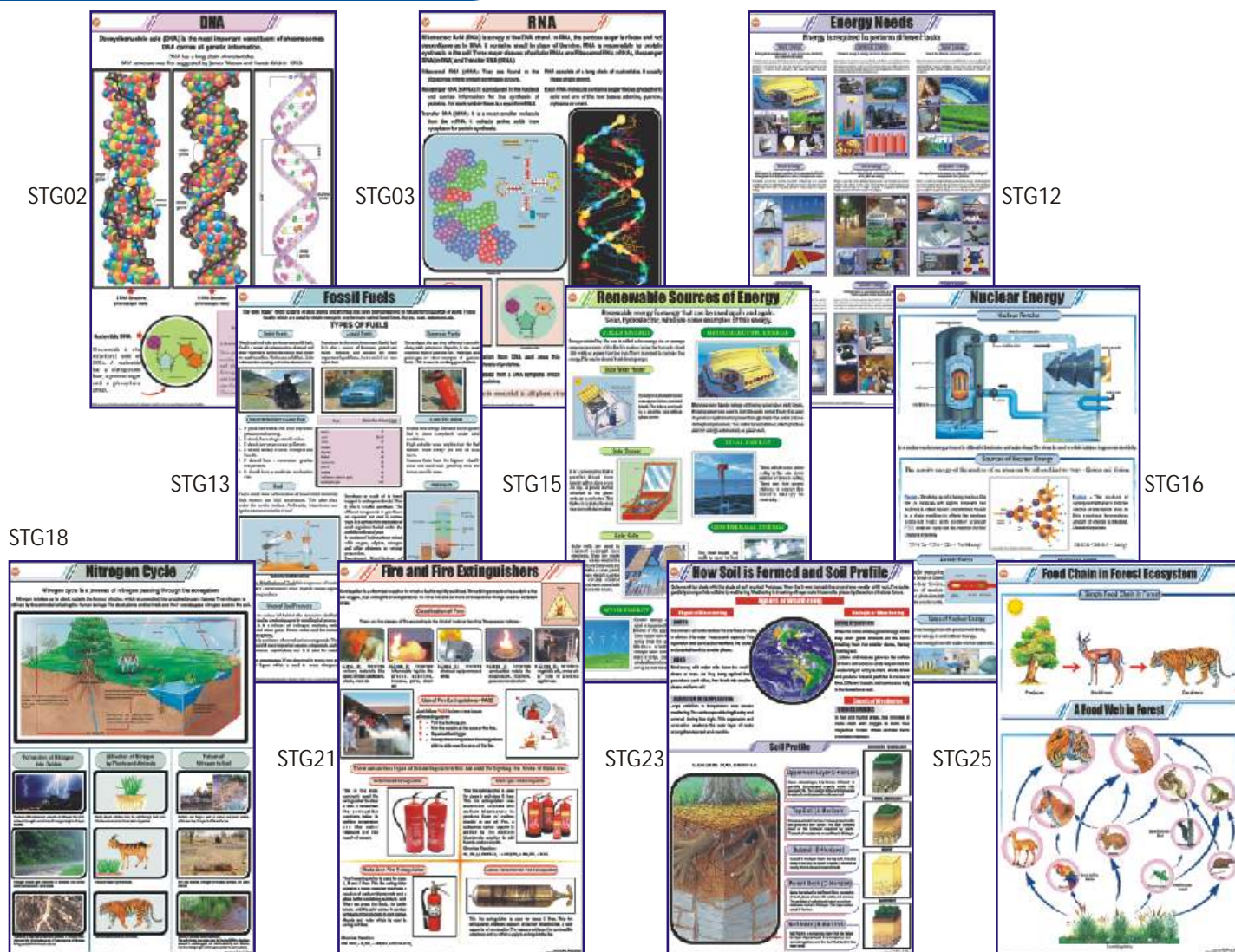


STB01 Plant Kingdom  
STB02 Typical Plant  
STB03 Typical Plant Cell  
STB04 Plant Cell Organelles  
STB05 Plant Tissues  
STB06 Plant Cell Mitosis  
STB07 Plant Cell Meiosis  
STB08 T. S. Stem - Monocot  
STB09 T. S. Dicot Stem (Sunflower)  
STB10 T. S. Root - Monocot  
STB11 T. S. of Dicot Root  
STB12 T. S. Leaf - Monocot  
STB13 T. S. Leaf - Dicot  
STB14 Types of Leaves  
STB15 Root Systems  
STB16 Structure of Flower  
STB17 Calyx and Corolla  
STB18 Inflorescences  
STB19 Fruits & Their Classification  
STB20 The Seed : Structure & Germination  
STB21 Germination of Seed : Bean & Pea  
STB22 Dispersal of Fruits & Seeds  
STB23 Photosynthesis  
STB24 Plant Diseases  
STB25 Reproduction in Plants  
STB26 Pollination

STB27 Double Fertilization  
STB28 Artificial Vegetative Propagation  
STB29 Stem Modifications  
STB30 Root Modifications  
STB31 Hydrophytes  
STB32 Mesophytes  
STB33 Xerophytes (Desert Plants)  
STB34 Insectivorous Plants  
STB35 Fungi  
STB36 Algae  
STB37 Viruses  
STB38 Bacteria  
STB39 Life Cycle of Fern  
STB40 Life Cycle of Moss  
STB41 Spirogyra  
STB42 Life Cycle of Mushroom  
STB43 Leaf Modification  
STB44 Parasitic Plants  
STB45 Mucor : Structure & Reproduction  
STB46 Regions of Root  
STB47 Vascular Bundle  
STB48 Secondary Growth  
STZ01 Animal Kingdom  
STZ02 Animal Cell

STZ03 Animal Cell Organelles  
STZ04 Animal Tissues  
STZ05 Animal Cell Mitosis  
STZ06 Animal Cell Meiosis  
STZ07 Gametogenesis in Animals  
STZ08 Fertilization in Animals  
STZ09 Protozoa  
STZ10 Amoeba  
STZ11 Malaria Parasite  
STZ12 Paramecium  
STZ13 Hydra  
STZ14 Liver Fluke  
STZ15 Tapeworm  
STZ16 Roundworm (Ascaris)  
STZ17 Hookworm  
STZ18 Life History of Mosquito  
STZ19 Life Cycle of Butterfly  
STZ20 Life History of Housefly  
STZ21 Life History of Frog  
STZ22 Human Blood  
STZ23 Body's Defense  
STZ24 Harmful Insects  
STZ25 Beneficial Insects  
STZ26 Food Habits of Birds  
STZ27 Fish Anatomy  
STZ28 Birth of a Bird's Chick





- |   |                                    |   |
|---|------------------------------------|---|
| STZ29 Earthworm I :<br>Ext. Morphology & Reproduction                   | STG01 The Cell Theory              | STG21 Fire & Fire Extinguishers         |
| STZ30 Earthworm II : Blood Circulation,<br>Respiratory & Nervous System | STG02 DNA                          | STG22 Soil- A natural Resource          |
| STZ31 Earthworm III :<br>Digestion, Skin & Excretion                    | STG03 RNA                          | STG23 How Soil is formed & Soil Profile |
| STZ32 Cockroach I :<br>Morphology & Reproduction                        | STG04 Levels of Organization       | STG24 Types of Soils in India           |
| STZ33 Cockroach II : Blood Circulation,<br>Respiratory & Nervous System | STG05 Origin of Life               | STG25 Food Chain in Forest Ecosystem    |
| STZ34 Cockroach III : Digestion,<br>Excretory, Skin & Muscles           | STG06 Cellular Respiration         | STG26 Solar Cooker                      |
| STZ35 Vertebrate Classes  | STG07 Animal Husbandry             | STG27 Water Harvesting                  |
| STZ36 Sense Organs  | STG08 Economic Plants              | STG28 Purification of Water             |
| STZ37 General Dissection of Rabbit                                      | STG09 Basic Agricultural Practices | STG29 Poultry                           |
| STZ38 Neuron  | STG10 Medicinal Plants - I         | STG30 Sericulture (L. H. Silkworm)      |
| STZ39 Early Development of the Frog                                     | STG11 Medicinal Plants - II        | STG31 Apiculture (L. H. Honeybee)       |
| STZ40 Frog's Morphology & Internal Structure                            | STG12 Energy Needs                 | STG32 Food Pyramid                      |
| STZ41 Frog's Urogenital System  | STG13 Fossil Fuels                 | STG33 Microorganisms                    |
| STZ42 Frog's Circulatory System   | STG14 Petroleum & Natural Gas      | STG34 Mutation                          |
| STZ43 Frog's Nervous System   | STG15 Renewable Sources of Energy  | STG35 Enzymes                           |
| STZ44 Frog's Muscular System  | STG16 Nuclear Energy               | STG36 DNA Replication                   |
| STZ45 Life Cycle of Cockroach   | STG17 Bio-Gas                      | STG37 Osmosis                           |
| STZ46 Skeleton of a Bird (Pigeon)                                       | STG18 Nitrogen Cycle               | STG38 Evidence of the Evolution of Life |
| STZ47 Skeleton of Rabbit  | STG19 Oxygen Cycle                 | STG39 Food Chain in Pond Ecosystem      |
|   | STG20 Carbon Cycle                 | STG40 Food Chain in Desert Ecosystem    |




Size 58 × 90 cm (in English only) Laminated Price Rs. 170.00 (B) Each

# PHOTOS OF GREAT PERSONALITIES

MATT CANVAS LAMINATED ON NUWOOD BOARD

## GREAT SCIENTISTS

Size 31 × 43 cms Approx (GS01P - GS140P) Each Rs. 413.00 (A)  
Size 45 × 60 cms Approx (GS01PS - GS140PS) Each Rs. 1250.00 (A)



GS01	Charles Robert Darwin (B)	GS48	J. J. Thomson (P)	GS95	Frederick William Herschel (A)
GS02	Gregor Mendel (B)	GS49	Neils Bohr (P)	GS96	J. J. Berzelius (C)
GS03	Lamarck (B)	GS50	Gilbert Newton Lewis (C)	GS97	James Chadwick (P)
GS04	Louis Pasteur (B)	GS51	A. P. J. Abdul Kalam (P)	GS98	Dr. Vijay P. Bhatkar (P)
GS05	Dr. William Harvey (B)	GS52	Dr. Vikram Sarabhai (P)	GS99	C. N. R. Rao (C)
GS06	Leonardo-da-Vinci (B)	GS53	Aryabhata (P, A & M)	GS100	George Boole (M)
GS07	Sir Joseph Lister (B)	GS54	Dr. S. S. Joshi (C)	GS101	Albert Abraham Michelson (P)
GS08	Anton Van Leeuwenhoek (B)	GS55	Sir Alexander Fleming (B)	GS102	Stephen Hawking (P & A)
GS09	Carl Von Linnaeus (B)	GS56	D. Mata Parshad (C)	GS103	Amedeo Avogadro (P)
GS10	Edward Jenner (B)	GS57	Benjamin Franklin (P)	GS104	Johannes Gutenberg (P)
GS11	Sir James Young Simpson (B)	GS58	Ernest Rutherford (P & C)	GS105	Pierre Curie (P, C)
GS12	Thomas Henry Huxley (B)	GS59	Dr. Raj Ramanna (P)	GS106	Hans Christian Oersted (P & C)
GS13	Sir Edwin Ray Lankester (B)	GS60	Nicholas Copernicus (A & P)	GS107	Henry Moseley (P)
GS14	Sir Ronald Ross (B)	GS61	Alessandro Volta (P)	GS108	John Alexander Reina Newlands (C)
GS15	Hugo De-vries (B)	GS62	Alfred Nobel (C)	GS109	Camillo Golgi (B)
GS16	Sir Charles Bell (B)	GS63	Anton Henry Bekuerel (P)	GS110	Zacharias Janssen (P)
GS17	Alfred Russel Wallace (B)	GS64	Atovan Gerok (P)	GS111	Georg Simon Ohm (P)
GS18	Sir J. C. Bose (B)	GS65	Benjamin Thomson (P)	GS112	Johann Wolfgang Dobereiner (C)
GS19	Dr. Birbal Sahni (B)	GS66	Crick (B)	GS113	Thomas Hunt Morgan (B)
GS20	Sunder Lal Hora (B)	GS67	Watson (B)	GS114	Christian Doppler (P & M)
GS21	Galileo Galilee (P)	GS68	Edward Victor Aplaton (P)	GS115	Girolamo Cardano (P & M)
GS22	Sir Isaac Newton (P)	GS69	James Clark Maxwell (P)	GS116	Robert Hanbury Brown (P)
GS23	Sir C. V. Raman (P)	GS70	Jessek Luious Gelusale (P & C)	GS117	Yellapragada Subbarow (B & C)
GS24	Dr. H. J. Bhabha (P)	GS71	Johns Kepeler (A & P)	GS118	Prof. Yash Pal (P)
GS25	Archimedes (P)	GS72	Kalpna Chawla (A & P)	GS119	Josef Stefan (P & M)
GS26	Albert Einstein (P)	GS73	Max Planck (P)	GS120	Melvin Calvin (C)
GS27	Thomas Alva Edison (P)	GS74	Panchanan Maheshwari (B)	GS121	Venkatraman Ramakrishnan (C)
GS28	Robert Boyle (P & C)	GS75	Varah Mihir (A, P & M)	GS122	William Roxburgh (B)
GS29	Marie Curie (P & C)	GS76	Sunita Williams (P)	GS123	Erwin Schrodinger (P)
GS30	Michael Faraday (C)	GS77	James Watt (P)	GS124	Nikola Tesla (P)
GS31	John Dalton (C)	GS78	Andre Marie Ampere (P & M)	GS125	John Vincent Atanasoff (P)
GS32	Dr. P. C. Ray (C)	GS79	A. Graham Bell (P)	GS126	Heinrich Hertz (P)
GS33	Dr. H. G. Khorana (B & C)	GS80	Edwin Powell Hubble (A & P)	GS127	Charles Francis Jenkins (P)
GS34	Dr. S. S. Bhatnagar (C)	GS81	Rakesh Sharma (A)	GS128	Jacobus Henricus Van'thoff (P & C)
GS35	S. Ramanujan (P & M)	GS82	M. S. Swaminathan (B)	GS129	Linus Carl Pauling (B & C)
GS36	Antoine Laurent Lavoisier (C)	GS83	Robert Hooke (P, B & A)	GS130	Friedrich Wilhelm Ostwald (C)
GS37	William Ramsay (C)	GS84	S. R. Ranganathan (M & Lib.)	GS131	Svante August Arrhenius (C)
GS38	Humphry Davy (C)	GS85	J. B. S. Haldane (B)	GS132	Prof. S. R. Kashyap (B)
GS39	August Weismann (B)	GS86	Guglielmo Marconi (P)	GS133	Frederick Sanger (C)
GS40	Joseph Priestley (C)	GS87	Wilbur Wright (P)	GS134	Kary Banks Mullis (C)
GS41	Aristotle (B)	GS88	Orville Wright (P)	GS135	Michael Smith (C)
GS42	Dmitri I. Mendeleef (C)	GS89	Neil Armstrong (P & A)	GS136	G. N. Ramachandran (P)
GS43	Burbank Luther (B)	GS90	Wihelm Roentgen (P)	GS137	Alfonso Corti (B)
GS44	S. N. Bose (P)	GS91	S. Chandrasekhar (P & A)	GS138	Ernst Mayr (B)
GS45	M. N. Saha (P)	GS92	Lord Kelvin (P & M)	GS139	Paul Ethralich (B)
GS46	K. S. Krishnan (P)	GS93	Charles Babbage (P & M)	GS140	Thomas Young (P)
GS47	K. N. Bahl (B)	GS94	Friedrich Wohler (C)		



(A) Astronomer, (B) Biologist, (C) Chemist, (M) Mathematician, (P) Physicist



## PHARMACY TEACHING PHOTOS

Sizes 31 cm x 43 cm Price Rs. 413.00 (A) Each

PH01P Ajowan	PH14P Chaulmoogra	PH27P Ispaghula	PH40P Senna Leaves
PH02P Amla	PH15P Cinnamon	PH28P Jatamansi	PH41P Shankpushpi
PH03P Arachis Oil	PH16P Clove Bud	PH29P Linseed Oil	PH42P Shark Liver Oil
PH04P Arjuna	PH17P Cocoa	PH30P Momordica	PH43P Strophanthus
PH05P Ashwagandha	PH18P Cotton	PH31P Neem Oil	PH44P Tamarinds
PH06P Bael	PH19P Cummin	PH32P Nutmeg	PH45P Tulsi
PH07P Bahera	PH20P Digitalis	PH33P Nux Vomica	PH46P Turmeric
PH08P Bitter Orange Peel	PH21P Eucalyptus Oil	PH34P Opium	PH47P Valerian
PH09P Black Catechu	PH22P Garlic	PH35P Papain	PH48P Vasaka
PH10P Black Peeper	PH23P Ginger	PH36P Peppermint	PH49P Vidang
PH11P Brahmi	PH24P Ginseng Roots	PH37P Punarnava	PH50P Vinca
PH12P Cannabis	PH25P Gymnema	PH38P Pyrethrum	
PH13P Celery	PH26P Indian Gum	PH39P Rhubarb	



## MILESTONES IN MEDICAL SCIENCES




Size 31 cm x 43 cm (Code MM01P to MM34P)

Each Rs. 413.00 (A)

Size 45 cm x 60 cm (Code MM01PS to MM34PS)

Each Rs. 1250.00 (A)

MM01 Hippocrates	MM13 Ronald Ross	MM25 Sir Charles Bell
MM02 William Harvey	MM14 Edward Jenner	MM26 Gregor Mendel
MM03 Hermann Helmholtz	MM15 Sir Joseph Lister	MM27 Hugo De-vries
MM04 Charles Herbert Best	MM16 Morgagni	MM28 Maharishi Charak
MM05 Fredrick Grant Banting	MM17 Sir J. Young Simpson	MM29 Dhanvantari
MM06 Louis Pasteur	MM18 Galen	MM30 Ashwini Kumars
MM07 Karl Landstener	MM19 Charles Sherrington	MM31 Florence Nightingale
MM08 Robert Koch	MM20 Samuel Hahnemann	MM32 Mother Teresa
MM09 Stephen Hales	MM21 Leonardo-da-vinci	MM33 Oath of Pharmacist
MM10 Rene T. H. Laennec	MM22 Thomas Henry Huxley	MM34 Oath of Nursing
MM11 Aristotle	MM23 Anton Van Leeuwenhoek	(Nightingale Pledge)
MM12 Susruta	MM24 Alfred Russel Wallace	



# HUMAN SKELETON DISARTICULATED

## SPECIAL FEATURES

Product Code:  
ZX-S130WC

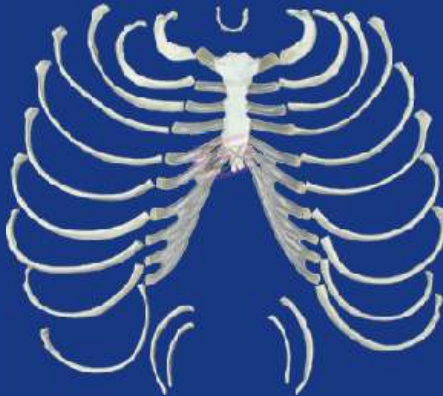
(Advantages over the other models available)

- Intervertebral Disc set provided.
- Hyoid Bone provided.
- Improved sacral bone showing Sacral Canal.
- Separate Coccyx.
- Highly Accurate Bone structure.
- Foramens of Skull shown very clearly.
- Well labelled Skeleton chart provided.

SKULL



RIB CAGE



INTERVERTEBRAL DISCS



WITH A PLASTIC CONTAINER



SACRUM



Coccyx



◆◆◆◆◆◆◆◆◆◆ OUR SHOWROOM AT DELHI ◆◆◆◆◆◆◆◆◆◆



91 YEARS OF DEDICATED & HONEST SERVICES

**N. C. KANSIL & SONS**

Head Office : Kansil Bhawan, 8606, Model Basti, New Delhi - 110005

Ph : +91-11-47202020 (30 lines) WhatsApp : +91-9310512020 email : nckmaps@gmail.com

Works : Z-793, Kh. No.- 30/4, Gali No.- 4, Master Mohalla, Sameypur Indl. Area, Libaspur, Delhi- 110042

Branch Office : 5299/1, Grain Market, Cross Road No. 4, Ambala Cantt - 133001

Web : www.nck-maps.com, www.nckkansil.com



READY STOCKS – BEST QUALITY – COMPETITIVE RATES