



# SHREE ABHAY CRANES PVT. LTD.



## Salient Features

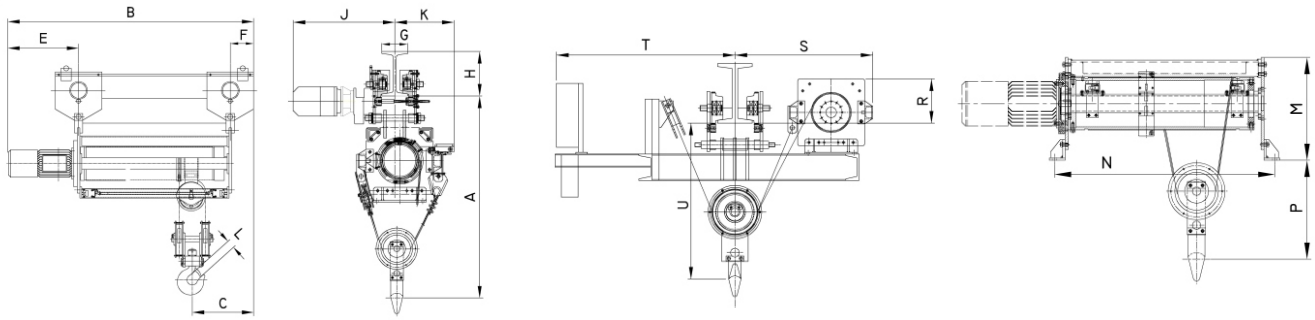
- Standardized Robust Wire Rope Hoists designed for Production Duty Applications – **Class IV Duty as per IS 3938.**
- Versatile Design & Wide Range – Available in **Fixed Suspension, Electric Trolley, Short Headroom, Flameproof & Other variants.** Std models upto 30t Cap and upto 48 M Lift.
- High Performance **Higher Service Factor Planetary Gearboxes** filled with **Synthetic Base Gear Oil** for **extended lubrication intervals.**
- Low Maintenance Guaranteed with **Reputed Disc Brakes.**
- Low Maintenance Guaranteed with **Robust Cast Iron Rope Guides.**
- Well Dressed Panels with **Best in class Switchgear.**
- **Superior Electrical Protection** – Phase Loss/ Phase Sequence/ Under or Over Voltage Relay.
- **Value for Money Product** from an experienced Crane Manufacturer.

## Available Options

- **4/2 Fall True Lift Hoists, Higher Capacity, Higher Lift Hoists** as per requirement
- Customized Speeds, Customized Brakes (**EHT/ AC Shoe Brakes/ DC shoe Brakes**), **Double Brakes**, etc to suit customer specifications.
- **VVVF Drive (Inverter), Wireless Radio Remote Control, PLC Control & Other Features.**
- Load Cell backed **reliable Overload Relays.**
- **Intelligent Preventive Maintenance App** for users under development.



## MODEL - PL1 WIRE ROPE HOIST



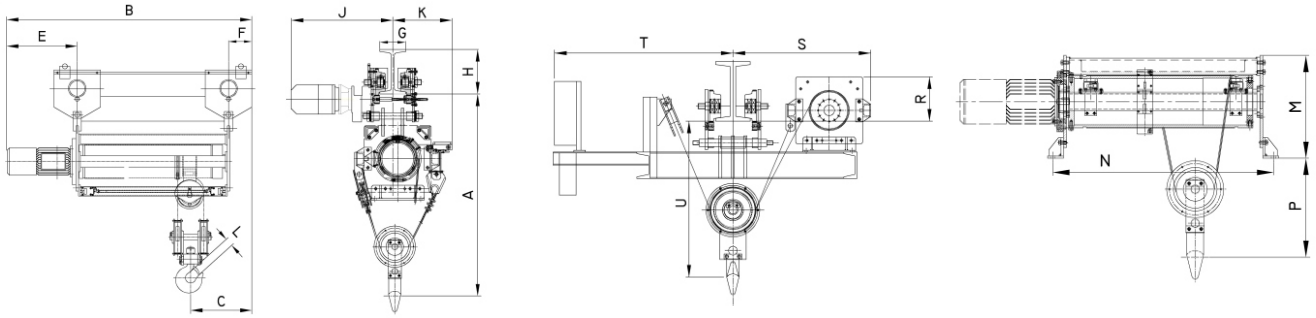
CAPACITY (S.W.L.)	1 TON / 1.5 TON				2 TON / 2.5 TON				3 TON			
CLASS	IV / IV				IV / II				IV			
LIFT OF HOIST	12	24	36	48	6	12	18	24	6	12	18	24
NO. OF FALL	2 FALL				4 FALL				4 FALL			
WIRE ROPE DIA.	8 MM				8 MM				8 MM			
WIRE ROPE	18x7, FIBRE CORE, 1960 GR				6x36, FIBRE CORE, 1960 GR				6x36, FIBRE CORE, 1960 GR			
HOIST MOTOR	2.2 KW				2.2 KW				2.2 KW / 3.7 KW			
HOIST BRAKE	EMDC DISC BRAKE				EMDC DISC BRAKE				EMDC DISC BRAKE			
TROLLEY MOTOR	0.37 KW				0.37 KW				0.37 KW			
TROLLEY BRAKE	EMAC DISC BRAKE				EMAC DISC BRAKE				EMAC DISC BRAKE			
POWER SUPPLY	415V, 50HZ, 3 PHASE AC				415V, 50HZ, 3 PHASE AC				415V, 50HZ, 3 PHASE AC			
HOISTING SPEED	8 MTR / MIN / 6.4 MTR/ MIN				4 MTR/ MIN				3.2 MTR/ MIN / 5 MTR / MIN			
TROLLEY SPEED	17 MTR / MIN				17 MTR / MIN				17 MTR / MIN			
CT WHEEL DIA./ QTY.	110 DIA. / 4 NOS.				110 DIA. / 4 NOS.				110 DIA. / 4 NOS.			
HEADROOM 'A'	1200				1200				1250			
TROLLEY F.W- 'G'	100-210				100-210				100-210			
DIM 'H' (MIN.)	200				200				200			
DIM 'J'	570-625				570-625				570-625			
DIM 'K'	380				350				350			
OVER ALL DIM 'B'	1305	1635	1965	2295	1305	1635	1965	2295	1355	1685	2015	2345
DIM 'E'	450				450				500			
DIM 'F'	115				115				115			
DIM 'C'	350				370				370			
HOOK OPENING 'L'	31				31				40			
DIM 'M'	430				430				430			
DIM 'P'	600				600				650			
DIM 'N'	744	1074	1404	1734	744	1074	1404	1734	744	1074	1404	1734
DIM 'R'	250				250				250			
DIM 'S'	850				850				850			
DIM 'T'	1050				1050				1050			
HEADROOM SHR 'U'	800				850				900			
WT. HOIST + ET	345	395	445	495	365	415	465	515	370	420	470	520
WT. FIX SUSP HOIST	275	325	375	425	295	345	395	445	300	350	400	450

### NOTES-

1. All dimensions in mm, unless otherwise stated.
2. Dimensions and Speeds +/- 10%
3. Mfg reserves the right to ammend specifications, Makes of Brought Outs without prior intimation.
4. Requirements different from mentioned specifications can be accomodated on request.



## MODEL - PL0 & PL2 WIRE ROPE HOIST

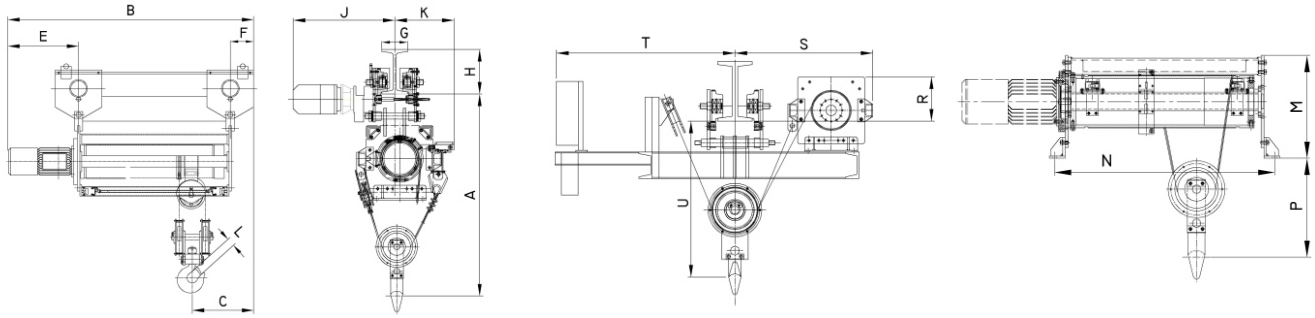


CAPACITY (S.W.L.)	1 TON (MODEL PL0)				4 TON/ 5 TON (MODEL PL2)			
CLASS	IV				IV / II			
LIFT OF HOIST	6	12	18	24	6	12	18	24
NO. OF FALL	4 FALL				4 FALL			
WIRE ROPE DIA.	6 MM				10 MM			
WIRE ROPE	6x36, FIBRE CORE, 1960 GR				6x36, FIBRE CORE, 1960 GR			
HOIST MOTOR	1.1 KW				3.7 KW			
HOIST BRAKE	EMDC DISC BRAKE				EMDC DISC BRAKE			
TROLLEY MOTOR	0.37 KW				0.55 KW			
TROLLEY BRAKE	EMAC DISC BRAKE				EMAC DISC BRAKE			
POWER SUPPLY	415V, 50HZ, 3 PHASE, AC.				415V, 50HZ, 3 PHASE AC			
HOISTING SPEED	4 MTR / MIN				3.3 MTR/ MIN			
TROLLEY SPEED	17 MTR / MIN				17 MTR / MIN			
CT WHEEL DIA./ QTY.	110 DIA. / 4 NOS.				140 DIA. / 4 NOS.			
HEADROOM 'A'	1100				1350			
TROLLEY F.W- 'G'	100-210				125-210			
DIM 'H' (MIN.)	200				250			
DIM 'J'	570-625				635-675			
DIM 'K'	330				350			
OVER ALL DIM 'B'	1060	1404	1748	2102	1380	1776	2172	2568
DIM 'E'	381				500			
DIM 'F'	115				140			
DIM 'C'	350				400			
HOOK OPENING 'L'	31				50			
DIM 'M'	375				430			
DIM 'P'	600				750			
DIM 'N'	652	996	1340	1694	840	1136	1632	2028
DIM 'R'	200				250			
DIM 'S'	820				850			
DIM 'T'	1000				1050			
HEADROOM SHR 'U'	725				950			
WT. HOIST + ET	315	360	405	450	500	550	600	650
WT. FIX SUSP HOIST	245	290	335	380	360	410	460	510

### NOTES-

1. All dimensions in mm, unless otherwise stated.
2. Dimensions and Speeds +/- 10%
3. Mfg reserves the right to ammend specifications, Makes of Brought Outs without prior intimation.
4. Requirements different from mentioned specifications can be accomodated on request.

## MODEL - PL3 WIRE ROPE HOIST



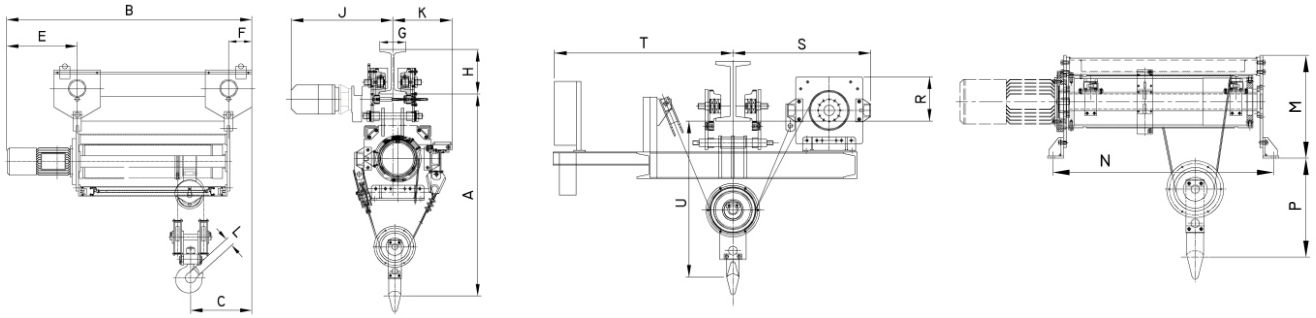
CAPACITY (S.W.L.)	2.5 TON / 3 TON				5 TON / 6 TON				8 TON / 10 TON			
CLASS	IV / II				IV / II				IV / II			
LIFT OF HOIST	12	24	36	48	6	12	18	24	4	8	12	16
NO. OF FALL	2 FALL				4 FALL				6 FALL			
WIRE ROPE DIA.	11 MM				11 MM				11 MM			
WIRE ROPE CONS	18x7, FIBRE CORE, 1960 GR				6x36, FIBRE CORE, 1960 GR				6x36, FIBRE CORE, 1960 GR			
HOIST MOTOR	5.5 KW				5.5 KW				5.5 KW			
HOIST BRAKE	EMDC DISC BRAKE				EMDC DISC BRAKE				EMDC DISC BRAKE			
TROLLEY MOTOR	0.37 KW				0.55 KW				0.55 KW X 2 NOS.			
TROLLEY BRAKE	EMAC DISC BRAKE				EMAC DISC BRAKE				EMAC DISC BRAKE			
POWER SUPPLY	415V, 50HZ, 3 PHASE AC				415V, 50HZ, 3 PHASE AC				415V, 50HZ, 3 PHASE AC			
HOISTING SPEED	8 MTR / MIN				4 MTR / MIN				2.66 MTR / MIN			
TROLLEY SPEED	17 MTR / MIN				17 MTR / MIN				17 MTR / MIN			
CT WHEEL DIA./ QTY.	110 DIA. / 4 NOS.				140 DIA. / 4 NOS.				140 DIA. / 4 NOS.			
HEADROOM 'A'	1450				1400				1500			
TROLLEY F.W- 'G'	100-210				125-210				140-210			
DIM 'H' (MIN.)	200				250				300			
DIM 'J'	570-625				635-675				640-675			
DIM 'K'	400				400				640-675			
OVER ALL DIM 'B'	1300	1650	2000	2350	1325	1675	2025	2375	1350	1700	2050	2400
DIM 'E'	500				500				500			
DIM 'F'	115				140				165			
DIM 'C'	370				415				550			
HOOK OPENING 'L'	40				50				65			
DIM 'M'	525				525				525			
DIM 'P'	750				700				850			
DIM 'N'	790	1140	1490	1840	790	1140	1490	1840	790	1140	1490	1840
DIM 'R'	350				350				NA			
DIM 'S'	1000				1000				NA			
DIM 'T'	1100				1100				NA			
HEADROOM SHR 'U'	1000				950				900			
WT. HOIST + ET	470	520	570	620	580	630	680	730	680	730	780	830
WT. FIX SUSP HOIST	400	450	500	550	440	490	540	590	500	550	600	650

### NOTES-

1. All dimensions in mm, unless otherwise stated.
2. Dimensions and Speeds +/- 10%
3. Mfg reserves the right to ammend specifications, Makes of Brought Outs without prior intimation.
4. Requirements different from mentioned specifications can be accomodated on request.



## MODEL - PL4 WIRE ROPE HOIST

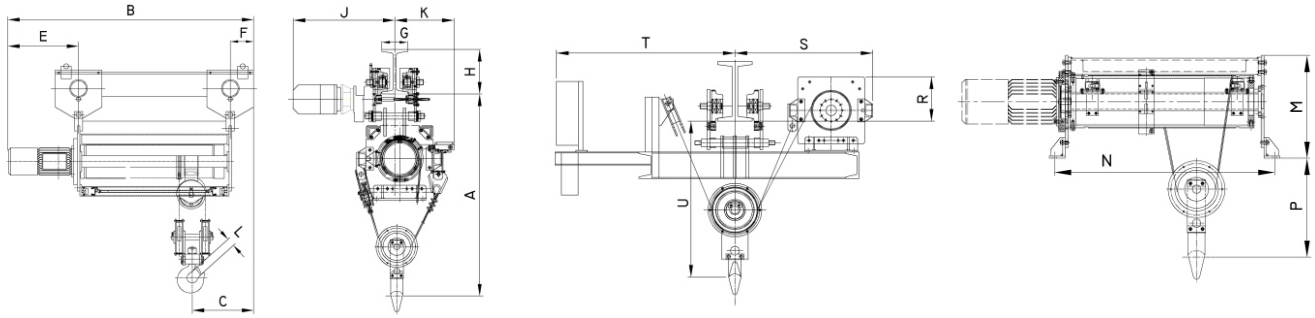


CAPACITY (S.W.L.)	4 TON / 5 TON				8 TON / 10 TON				12 TON / 15 TON			
CLASS	IV / II				IV / II				IV / II			
LIFT OF HOIST	12	24	36	48	6	12	18	24	4	8	12	16
NO. OF FALL	2 FALL				4 FALL				6 FALL			
WIRE ROPE DIA.	14 MM				14 MM				14 MM			
WIRE ROPE CONS	18x7, FIBRECORE, 1960 GR				6x36, FIBRECORE, 1960 GR				6x36, FIBRECORE, 1960 GR			
HOIST MOTOR	9.3 KW				9.3 KW				9.3 KW			
HOIST BRAKE	EMDC DISC BRAKE				EMDC DISC BRAKE				EMDC DISC BRAKE			
TROLLEY MOTOR	0.55 KW				0.55 KW X 2 NOS.				0.55 KW X 2 NOS.			
TROLLEY BRAKE	EMAC DISC BRAKE				EMAC DISC BRAKE				EMAC DISC BRAKE			
POWER SUPPLY	415V, 50HZ, 3 PHASE AC				415V, 50HZ, 3 PHASE AC				415V, 50HZ, 3 PHASE AC			
HOISTING SPEED	8 MTR / MIN				4 MTR/ MIN				2.66 MTR/ MIN			
TROLLEY SPEED	17 MTR / MIN				17 MTR / MIN				12 MTR / MIN			
CT WHEEL DIA./ QTY.	140 DIA. / 4 NOS.				140 DIA. / 4 NOS.				140 DIA. / 8 NOS.			
HEADROOM 'A'	1550				1650				1800			
TROLLEY F.W- 'G'	125-210				140-210				140-210			
DIM 'H' (MIN.)	250				300				300			
DIM 'J'	635-675				640-675				640-675			
DIM 'K'	525				640-675				640-675			
OVER ALL DIM 'B'	1575	1955	2335	2715	1600	1980	2360	2740	1685	2065	2445	2825
DIM 'E'	620				620				620			
DIM 'F'	140				165				250			
DIM 'C'	430				525				720			
HOOK OPENING 'L'	50				65				65			
DIM 'M'	630				630				630			
DIM 'P'	750				850				1025			
DIM 'N'	973	1353	1733	2113	973	1353	1733	2133	973	1353	1733	2113
DIM 'R'	475				475				NA			
DIM 'S'	1200				1200				NA			
DIM 'T'	1300				1300				NA			
HEADROOM SHR 'U'	1100				1150				NA			
WT. HOIST + ET	835	920	1005	1090	955	1040	1125	1210	1215	1300	1385	1470
WT. FIX SUSP HOIST	685	770	855	940	775	860	945	1030	915	1000	1085	1170

### NOTES-

1. All dimensions in mm, unless otherwise stated.
2. Dimensions and Speeds +/- 10%
3. Mfg reserves the right to ammend specifications, Makes of Brought Outs without prior intimation.
4. Requirements different from mentioned specifications can be accomodated on request.

## MODEL - PL5 WIRE ROPE HOIST

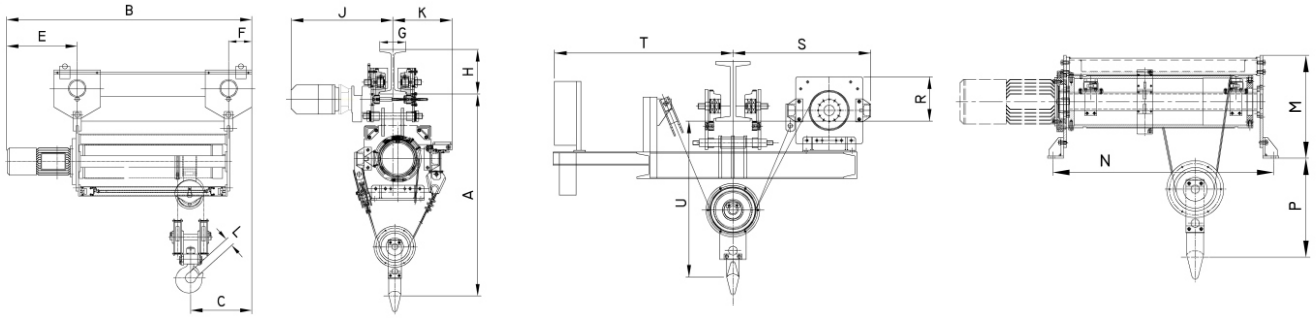


CAPACITY (S.W.L.)	7.5 TON			15 TON			25 TON		
CLASS	IV			IV			II		
LIFT OF HOIST	18	36	48	9	18	24	6	12	16
NO. OF FALL	2 FALL			4 FALL			6 FALL		
WIRE ROPE DIA.	20 MM			20 MM			20 MM		
WIRE ROPE	18x7, FIBRE CORE, 1960 GR			6x36, FIBRE CORE, 1960 GR			6x36, FIBRE CORE, 1960 GR		
HOIST MOTOR	15 KW			15 KW			15 KW		
HOIST BRAKE	EMDC DISC BRAKE			EMDC DISC BRAKE			EMDC DISC BRAKE		
TROLLEY MOTOR	0.55 KW X 2 NOS.			0.55 KW X 2 NOS.			1.1 KW X 2 NOS.		
TROLLEY BRAKE	EMAC DISC BRAKE			EMAC DISC BRAKE			EMDC DISC BRAKE		
POWER SUPPLY	415V, 50HZ, 3 PHASE AC			415V, 50HZ, 3 PHASE AC			415V, 50HZ, 3 PHASE AC		
HOISTING SPEED	8 MTR / MIN			4 MTR/ MIN			2.66 MTR/ MIN		
TROLLEY SPEED	17 MTR / MIN			12 MTR / MIN			12 MTR / MIN		
CT WHEEL DIA./ QTY.	140 DIA. / 4 NOS.			140 DIA. / 8 NOS.			200 DIA. / 8 NOS.		
HEADROOM 'A'	2200			2500			2750		
TROLLEY F.W- 'G'	140-210			140-210			140-210		
DIM 'H' (MIN.)	300			300			350		
DIM 'J'	640-675			640-675			710-745		
DIM 'K'	640-675			640-675			710-745		
OVER ALL DIM 'B'	1929	2476	2841	2014	2560	2926	2089	2636	3001
DIM 'E'	725			725			725		
DIM 'F'	165			250			325		
DIM 'C'	525			625			850		
HOOK OPENING 'L'	65			65			65		
DIM 'M'	770			770			770		
DIM 'P'	1250			1550			1750		
DIM 'N'	1204	1751	2116	1204	1751	2116	1024	1751	2116
DIM 'R'	620			620			NA		
DIM 'S'	1500			1500			NA		
DIM 'T'	1500			1500			NA		
HEADROOM SHR 'U'	1450			1450			NA		
WT. HOIST + ET	1380	1520	1620	1660	1800	1900	2030	2170	2270
WT. FIX SUSP HOIST	1200	1340	1440	1360	1500	1600	1590	1730	1830

### NOTES-

1. All dimensions in mm, unless otherwise stated.
2. Dimensions and Speeds +/- 10%
3. Mfg reserves the right to ammend specifications, Makes of Brought Outs without prior intimation.
4. Requirements different from mentioned specifications can be accomodated on request.

## MODEL - PL5H WIRE ROPE HOIST



CAPACITY (S.W.L.)	10 TON			20 TON			30 TON		
CLASS	IV			IV			IV		
LIFT OF HOIST	18	36	48	9	18	24	6	12	16
NO. OF FALL	2 FALL			4 FALL			6 FALL		
WIRE ROPE DIA.	20 MM			20 MM			20 MM		
WIRE ROPE	18x7, FIBRE CORE, 1960 GR			6x36, FIBRE CORE, 1960 GR			6x36, FIBRE CORE, 1960 GR		
HOIST MOTOR	15 KW			15 KW			15 KW		
HOIST BRAKE	EMDC DISC BRAKE			EMDC DISC BRAKE			EMDC DISC BRAKE		
TROLLEY MOTOR	0.55 KW X 2 NOS.			0.75 KW X 2 NOS.			1.1 KW X 2 NOS.		
TROLLEY BRAKE	EMAC DISC BRAKE			EMAC DISC BRAKE			EMDC DISC BRAKE		
POWER SUPPLY	415V, 50HZ, 3 PHASE AC			415V, 50HZ, 3 PHASE AC			415V, 50HZ, 3 PHASE AC		
HOISTING SPEED	6.6 MTR / MIN			3.3 MTR/ MIN			2.2 MTR/ MIN		
TROLLEY SPEED	17 MTR / MIN			12 MTR / MIN			12 MTR / MIN		
CT WHEEL DIA./ QTY.	140 DIA. / 4 NOS.			140 DIA. / 8 NOS.			200 DIA. / 8 NOS.		
HEADROOM 'A'	2200			2500			2850		
TROLLEY F.W- 'G'	140-210			140-210			140-210		
DIM 'H' (MIN.)	300			300			350		
DIM 'J'	640-675			640-675			710-745		
DIM 'K'	640-675			640-675			710-745		
OVER ALL DIM 'B'	1974	2521	2886	2059	2606	2971	2134	2681	3046
DIM 'E'	725			725			725		
DIM 'F'	165			250			325		
DIM 'C'	525			625			850		
HOOK OPENING 'L'	65			65			100		
DIM 'M'	770			770			770		
DIM 'P'	1250			1550			1850		
DIM 'N'	1249	1796	2161	1249	1796	2161	1249	1796	2161
DIM 'R'	620			620			NA		
DIM 'S'	1500			1500			NA		
DIM 'T'	1500			1500			NA		
HEADROOM SHR 'U'	1450			1750			NA		
WT. HOIST + ET	1460	1600	1700	1740	1880	1980	2170	2310	2410
WT. FIX SUSP HOIST	1280	1420	1520	1440	1580	1680	1730	1870	1970

### NOTES-

1. All dimensions in mm, unless otherwise stated.
2. Dimensions and Speeds +/- 10%
3. Mfg reserves the right to ammend specifications, Makes of Brought Outs without prior intimation.
4. Requirements different from mentioned specifications can be accomodated on request.

# ABHAY GROUP

## SHREE ABHAY CRANES PVT. LTD.



Manufactures of Industrial Overhead Cranes, Circular Cranes, Steel Mill Cranes, Jib Cranes, Grab Buckets, Spark Proof Cranes, Transfer Trolleys, Wire Rope Hoists, Winches, Lifting Beams and other equipments.

## SHREE ABHAY HOISTS & ENGG PVT LTD & ABHAY KRISHI UDYOG PVT. LTD.



Manufacturers of Mild Steel (Gr. 30), Alloy Steel (Gr. 80) & Stainless Steel (Gr. 40) Link Chain upto 40 mm Dia. We have acquired the plant & machinery of Indian Link Chain Manufacturers Ltd, Bhandup; Uniseven Pvt Ltd, Ambarnath & Hindustan Parsons Ltd, Nashik to become second largest link chain manufacturers in India with production capacity of more than 250 T / month.

## SHREE ABHAY INDUSTRIES

Turnkey Suppliers of Solar Power Plants under Net Metering Policy; Solar Power Park Developers and suppliers of accessories for Solar Power Plants.



**MAKE IN INDIA**



**ABHAY**  
Since 1982



**ISO CERTIFIED**

### Address:

S. No. 335, Khamagon Road,  
Shegaon-444203  
Dist.-Buldhana (MH)

Mob: +91 9420497004, 9370263777, 9371271590  
Land-Line: +91 (07265) 252401, 254200 Fax: 253581  
Email: shreeabhaygroup@gmail.com, sales.sacpl@gmail.com

### Represented by:

