

# HemoCue® Hb 201+ System



## The standard for uncompromising accuracy

### Hb 201+

Providing lab accuracy and ease of use, the HemoCue® Hb 201+ System has become a standard in Hb point-of-care testing. Healthcare providers around the world rely on the immediate results so they can make the right decisions when they need them most – right at the point of care.

With dedicated support and service, as well as unmatched training and education based on over 40 years of experience, you can count on HemoCue for the right solutions for all your needs.

### Have confidence in your answers at the point of care

- Precise factory calibration against the ICSH reference method
- Microcuvette technology with excellent lot-to-lot reproducibility
- Date and time storage for up to 600 results
- Blood-based liquid controls available

### Get easy access to lab-quality accuracy

- Capillary, venous or arterial whole blood sample
- Brief training with virtually no maintenance
- Link result with patient ID for medical record integration
- Printer interface

# HemoCue® Hb 201+ System

## Specifications

### Principle

Modified azidemethemoglobin reaction; dual wavelengths (570 nm and 880 nm) for compensation of turbidity

### Calibration

Factory calibrated against the ICSH reference method; needs no further calibration

### Sample material

Capillary, venous or arterial whole blood

### Measurement range

0.5-25.6 g/dL (5-256 g/L,  
0.3-15.9 mmol/L)

### Results

15-60 seconds

### Sample volume

~10 µL

### Dimensions

160 × 85 × 43 mm  
(6.30 × 3.35 × 1.69 inches)

### Weight

350 g (0.77 pounds) with batteries installed

### Storage temperature

Analyzer: 0-50 °C (32-122 °F)  
Microcuvettes: unopened 15-30 °C  
(59-86 °F); three-month open vial stability

### Operating temperature

15-30 °C (59-86 °F)

### Power

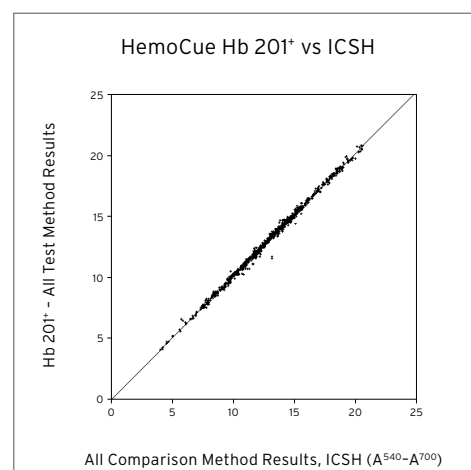
AC Adapter or 4 AA batteries

## Interface

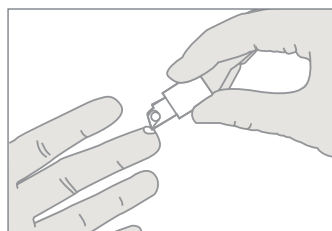
Printer and HemoCue® Basic Connect including optional barcode scanner. Data transfer using Bluetooth® technology is possible via HemoCue® BT Connect (accessory)

## Quality control

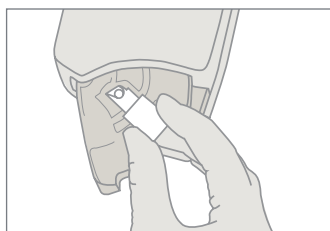
Built-in self-test; optional liquid controls



## Three simple steps



1 Fill microcuvette.



2 Place microcuvette into analyzer.



3 View results.



Raj Biosis Private Limited

GPM307INT 240712

F-4, 1st Floor, Plot No. 16, D-Block Tagor Nagar,  
on Ajmer-Delhi, 200 Feet Bypass Road, Jaipur, Rajasthan, India 302021

+91 998-3333-469 rajbiosis@yahoo.in www.rajbiosis.com