



RESTROOM CUBICLES | URINAL PARTITIONS | VANITY | LOCKERS | BENCHES

We are **CROWN**



Crown Décor, is a niche luxury HPL producer launched in 1978. The product portrays a rich luxurious feel and all durable laminates that adds aesthetic value and longevity to any interiors/exterior spaces.

With over 40 years of experience in manufacturing, the group has 10 production lines. It produces over 30 million square meters per annum in several verticals of HPL.

Compact Laminate is a high-pressure laminate (HPL) consisting of layers of cellulose fibre that are impregnated with thermosetting resins and subject to a high-pressure process consisting of simultaneous application of heat and pressure. This cutting-edge technology results in a homogeneous, non-porous material with the required surface finish.



What is **Qbiss**?

Qbiss is the brand name of Toilet Cubicles fabricated and installed as per individual customers' project requirements. Qbiss offers a comprehensive selection of modular restroom and locker cubicle systems. Qbiss is meticulously crafted with premium materials and top-quality fixtures and fittings. Designed specifically for high-traffic environments where durability and functionality are paramount. Our products cater to the demanding requirements of commercial, hospitality, healthcare, education, transportation, sports, wellness, and leisure sectors.

The qbiss range of rest rooms combines style, sturdiness, and affordability, presenting a variety of formats, shapes, and surface designs to suit diverse needs. Additionally, our cubicle systems feature special dimensions to accommodate the requirements of individuals with disabilities. our products minimize the risk of bacteria transmission and ensure a hygienic environment.

Why **Qbiss**?

State-of-the-Art Production: Precision engineering in our advanced facilities.

Customization: Tailored to your specifications for seamless integration.

Efficient Installation: Swift, hassle-free installation by our expert team.

Dedicated Support: Comprehensive sales assistance and ongoing customer support.

10-Year Warranty: Confidence of durability and reliability.



Areas of application

Versatile and adaptable, our cubicles are perfect for a wide range of applications, which includes commercial offices, educational institutions, sports centres, hospitality venues, and more.



HIGH TRAFFIC AND TRAVEL AREAS



EDUCATIONAL INSTITUTIONS



TOURISM AND RELIGIOUS PLACES



SPORTS, GYM, WELLNESS AREAS



OFFICES AND COMMERCIAL BUILDINGS



HEALTHCARE ORGANISATIONS



INDUSTRIAL AND WAREHOUSE AREAS



SHOPPING MALLS AND CINEMAS

Features



ANTI MICROBIAL



WATER RESISTANT



CIGARETTE BURN SAFE



SCRATCH RESISTANT



FLAME RETARDANT



EASY MAINTENANCE



STAIN RESISTANT



DURABLE PERFORMANCE

Advantages



Wide range of colours and designs to choose from



Due to the absence of a corner floor cleaning is easy



Choice of accessories made from Stainless Steel, Aluminum and Nylon Polyamide



Partition systems reduce the load on the building as compared to brick walls



Standard and customizable options available



Up to 4 cubicles can be installed in a day



Customizable for physically challenged persons and kids



Cubicles are properly designed for air ventilation



Space savings – Partition panels are only 12mm thick as compared to conventional systems like 150mm thick brick wall (8 times slimmer)



Humidity and high-temperature resistant property

VANITY

LOCKERS

BENCHES



SHOWER PARTITIONS

TOILET CUBICLES

URINAL PARTITIONS



STANDARD WASHROOM SETUP

PREMIUM

A ceiling-hanging free floor model with premium box-up Stainless Steel (SS) accessories.

Premium ceiling-hanging restroom cubicles, setting a new standard in elegance and durability. Crafted with a sleek stainless steel box-type bracket and featuring premium stainless steel accessories, this model combines sophistication with long-lasting quality for a superior restroom experience.



All sizes are in mm

Width	Door width	Depth	Total Height from Ground	Bottom Gap	Pilaster Width			Door Thickness	12 mm
1000	610	1550-1800	2400	100	400	1550	910	Pilaster Thickness	
								Divider Thickness	

ACCESSORIES



CEILING-HANG
SS



THUMB TURN
SS



DOOR KNOB
SS



OCCUPANCY
INDICATOR
SS



COAT HOOK
SS

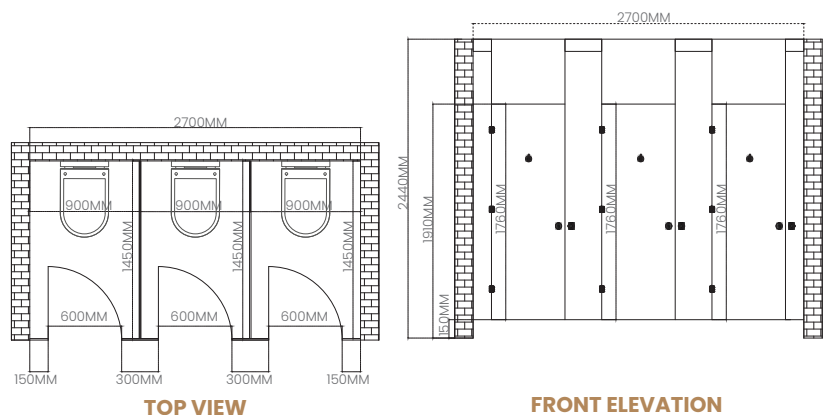
- DOOR STOPPER SS
- F-CHANNEL SS
- SPRING LOADED BUTT HINGE SS
- U-CHANNEL SS

DOOR STOPPING MECHANISM

Stainless steel door stopper profile. Also rubber lining for noise reduction during door closure. Will be provided at the vertical ends of the pilasters.

FEATURES

- Premium cubicles have zero corners on the floor, so zero dust and water clotting problems
- Ceiling-mounted stainless steel box-type fittings
- Rust-free stainless steel accessories
- Floor cleaning made easy



TOP VIEW

FRONT ELEVATION

HORIZON

A ceiling-hanging free floor model with invisible Stainless Steel (SS) accessories.

HORIZON ceiling-hanging restroom cubicles. Featuring invisible fittings for a sleek appearance. Adorned with premium stainless steel accessories throughout, elevate your restroom experience with unmatched style and quality. Experience the epitome of sophistication with every detail meticulously crafted to perfection.



All sizes are in mm

Width	Door width	Depth	Total Height from Ground	Bottom Gap	Pilaster Width			Door Thickness	12 mm
1000	610	1550-1800	2400	100	400	1550	910	Pilaster Thickness	
								Divider Thickness	

ACCESSORIES



THUMB TURN
SS



DOOR KNOB
SS



OCCUPANCY INDICATOR
SS



COAT HOOK
SS

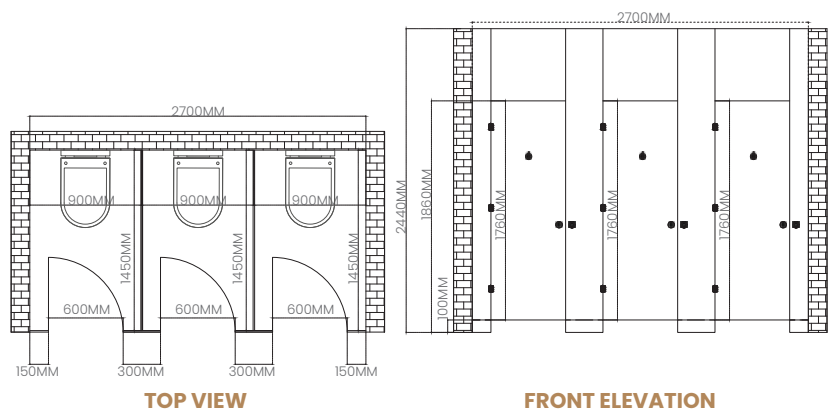
- DOOR STOPPER Anodized Aluminum
- F-CHANNEL Anodized Aluminum
- SPRING LOADED BUTT HINGE SS
- U-CHANNEL Anodized Aluminum

DOOR STOPPING MECHANISM

Anodized aluminum door stopper profile. Also rubber lining for noise reduction during door closure. Will be provided at the vertical ends of the pilasters.

FEATURES

- Invisible ceiling-mounted hardware
- Cornerfree cubicles
- seamless floor cleaning possibilities
- All stainless steel accessories



EXPRESSION

A floor-fitting premium Box-up model with Stainless Steel (SS) legs and top rail.


Expression box-up model equipped with stainless steel. This 12mm box up series providing enhanced stability and support. This series is a perfect blend of durability and aesthetics.



All sizes are in mm

Width	Door width	Depth	Total Height from Ground	Bottom Gap	Pilaster Width			Door Thickness	12 mm
1000	610	1550-1800	2100	100	400	1550	910	Pilaster Thickness	
								Divider Thickness	

ACCESSORIES



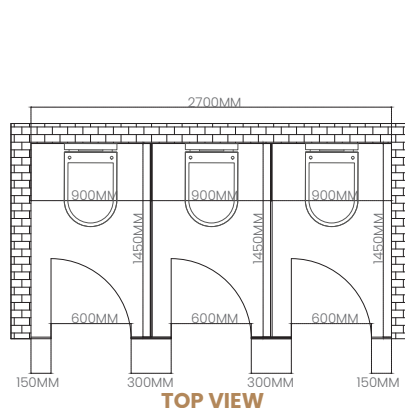
- DOOR STOPPER SS
- F-CHANNEL SS
- SPRING LOADED BUTT HINGE SS
- U-CHANNEL SS

DOOR STOPPING MECHANISM

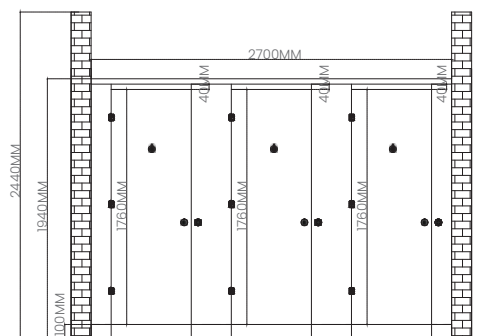
Stainless steel door stopper profile. Also rubber lining for noise reduction during door closure. Will be provided at the vertical ends of the pilasters.

FEATURES

- Stainless steel Box type floor-mounted legs.
- All stainless steel accessories
- Supported by SS top rail
- Enhance the beauty of the restroom



TOP VIEW



FRONT ELEVATION

PRIMERA

A floor-fitting Stainless Steel (SS) conventional model with adjustable legs.

Primera supported by all stainless-steel accessories, offers a floor-mounted restroom cubicle solution in India. Qbiss offers a seamless combination of stunning aesthetics with enduring durability by Primera.



All sizes are in mm

Width	Door width	Depth	Total Height from Ground	Bottom Gap	Pilaster Width			Door Thickness	12 mm
1000	610	1550-1800	1953-2003	150	400	1550	900	Pilaster Thickness	
								Divider Thickness	

ACCESSORIES



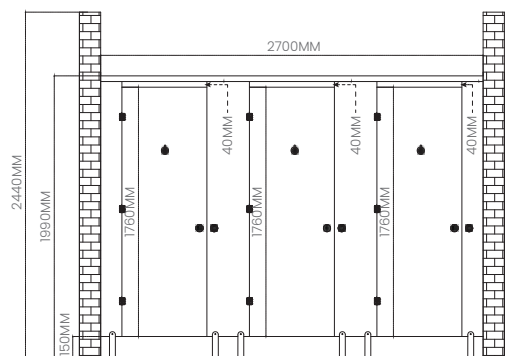
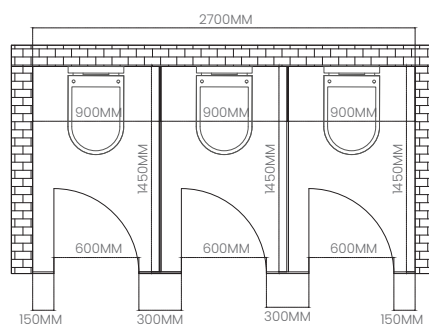
- DOOR STOPPER SS
- F-CHANNEL SS
- SPRING LOADED BUTT HINGE SS
- U-CHANNEL SS

DOOR STOPPING MECHANISM

Stainless steel door stopper profile. Also rubber lining for noise reduction during door closure. Will be provided at the vertical ends of the pilasters.

FEATURES

- Simple maintenance and easy-to-clean
- Round and rectangular top rail options available
- SS lock with privacy indicator
- Supported by SS top rail
- Adjustable SS legs
- All stainless steel accessories



ECO PRIMERA

A floor-fitting model with adjustable Stainless Steel (SS) legs and anodized aluminum top rail.

ECO Primera, this floor-mounted hybrid model boasts an aluminum top rail and premium stainless steel accessories, offering economic efficiency without compromising on quality. Experience reliability and durability at its finest with this versatile cubicle system, designed to meet both your budget and your expectations.



All sizes are in mm

Width	Door width	Depth	Total Height from Ground	Bottom Gap	Pilaster Width			Door Thickness	12 mm
1000	610	1550-1800	1953-2003	150	400	1550	900	Pilaster Thickness	
								Divider Thickness	

ACCESSORIES



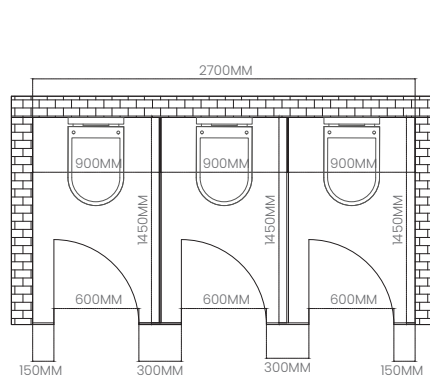
- **DOOR STOPPER** Anodized Aluminum
- **F-CHANNEL** Anodized Aluminum
- **SPRING LOADED BUTT HINGE** SS
- **U-CHANNEL** Anodized Aluminum

DOOR STOPPING MECHANISM

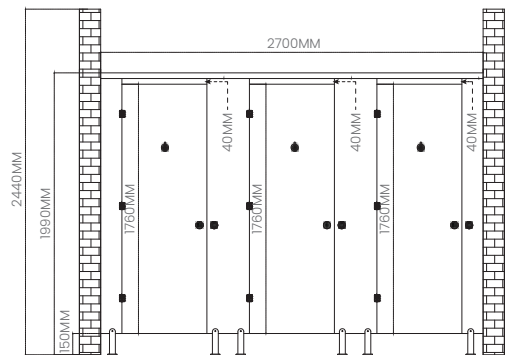
Anodized aluminum door stopper profile. Also rubber lining for noise reduction during door closure. Will be provided at the vertical ends of the pilasters.

FEATURES

- Floor-mounted model supported by top-rails & legs.
- Variable bottom gap due to adjustable legs.
- All major hardware & accessories in SS.
- Anodized aluminum top rail.



TOP VIEW



FRONT ELEVATION

ECO DURA

A floor-fitting model with nylon adjustable legs and powder-coated black aluminum top rail.

ECO DURA, this hybrid model features an aluminum top rail paired with nylon accessories, offering exceptional value without sacrificing quality. Experience unparalleled cost-effectiveness with this versatile cubicle system, designed to deliver outstanding features at an unbeatable price point.



All sizes are in mm

Width	Door width	Depth	Total Height from Ground	Bottom Gap	Pilaster Width			Door Thickness	12 mm
1000	610	1550-1800	1953-2003	150	400	1550	900	Pilaster Thickness	
								Divider Thickness	

ACCESSORIES



TOP-RAIL
Powder Coated
Aluminum



THUMB TURN
SS



DOOR KNOB
SS



ADJUSTABLE LEG
SS



OCCUPANCY INDICATOR
SS



COAT HOOK
SS

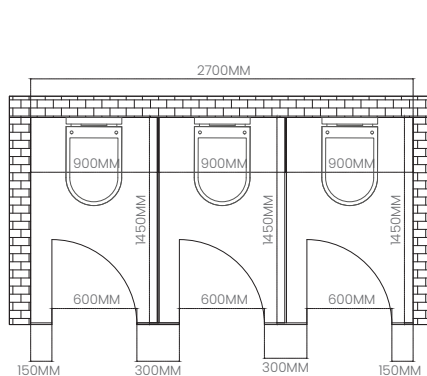
- **DOOR STOPPER** Powder Coated Aluminum
- **F-CHANNEL** Powder Coated Aluminum
- **SPRING LOADED BUTT HINGE** SS
- **U-CHANNEL** Powder Coated Aluminum

DOOR STOPPING MECHANISM

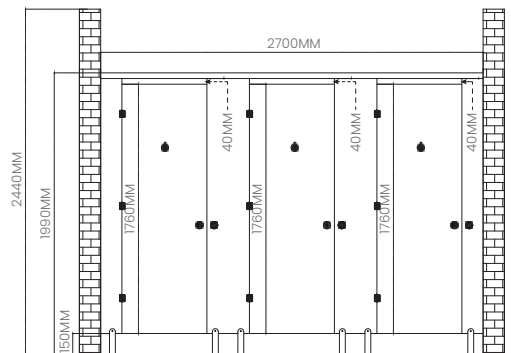
Powder coated aluminum door stopper profile. Also rubber lining for noise reduction during door closure. Will be provided at the vertical ends of the pilasters.

FEATURES

- Powder-coated aluminum top rail, U channel and F channel
- Nylon accessories
- Adjustable legs
- Affordable and functional solution



TOP VIEW



FRONT ELEVATION


ONYX

PD door with Stainless Steel (SS) and powder-coated aluminum D pole option available.

ONYX, a revolutionary addition to our lineup, offering PD doors with premium stainless steel fittings designed to seamlessly integrate into existing traditional brick cubicles. Enhancing both style and functionality without the need for a complete overhaul. Experience the perfect fusion of timeless elegance and modern convenience with ONYX.



All sizes are in mm

Door width	Total Height from Ground	Bottom Gap	Pilaster Width		Door Thickness
750	1980-2100	10-150	400	900	12 mm

DOOR STOPPING MECHANISM

SS or Powder coated door stopper profile. Also rubber lining for noise reduction during door closure. Will be provided at the vertical ends of the pilasters.

FEATURES

- 12mm PD doors
- Easily installable in existing brick cubicles.
- All stainless steel accessories

ACCESSORIES



THUMB TURN
SS / Nylon



DOOR KNOB
SS / Nylon

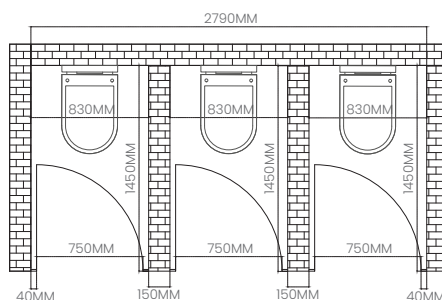


OCCUPANCY INDICATOR
SS / Nylon

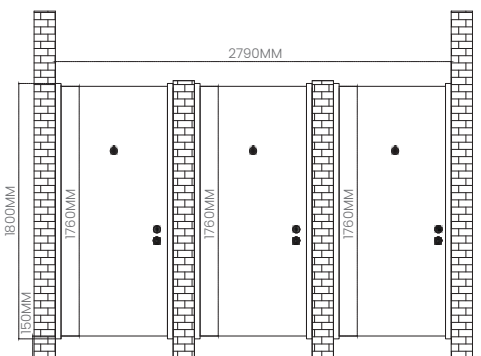


COAT HOOK
SS / Powder Coated Aluminum

- **DOOR STOPPER** SS / Powder Coated Aluminum
- **F-CHANNEL** SS / Powder Coated Aluminum
- **SPRING LOADED BUTT HINGE** SS / Powder Coated Aluminum
- **U-CHANNEL** SS / Powder Coated Aluminum



TOP VIEW



FRONT ELEVATION

U- PARTITIONS

Privacy Protected: Urinal partition for a seamless restroom experience

Qbiss U-partitions comes with the seal of anti-bacterial & anti fungie protection. U-partition are designed to maintain privacy of men's washroom.



FEATURES

- Each divider panel is equipped with **Stainless Steel clamp** that is attached and divides to the wall.
- Screws are used for fixing the divider panel to the wall.
- Using 12 mm compact laminates
- Gives a neat and clean look.

ACCESSORIES



UMP RIGHT ANGLE
SS

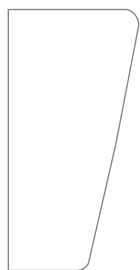
NOTE

The measurements displayed here are the standard sizes only. Specialized proportions are also manufactured, though, based on certain requirements.

All sizes are in mm

Length	Width	Thickness
900	450	12

CONFIGURATION AVAILABLE FOR PARTITIONS



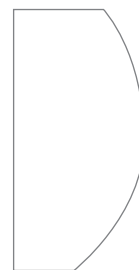
A-Type



B-Type



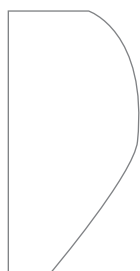
C-Type




D-Type



E-Type



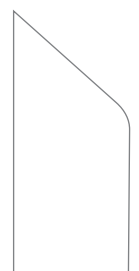
F-Type




G-Type



H-Type



I-Type



LI'LE ONES

Crown Qbiss Li'le ones Series has been designed to meet the requirements of children from various age groups. From Play School to High School, every need is met. Special considerations is given to heights, shapes, structures, features and aesthetics have been made to make the cubicles children friendly.

Anti-finger trap mechanism in locks ensures safety and covers for hinges have been used to avoid accidents. Matching colour interiors can be created with Crown Qbiss Restroom Systems and Urinary Privacy Panels.



What's special?

FUN
Come and ride the roller-coaster of interesting shapes and designs presented by Qbiss Cubicles. You can very well create your own design for door and pilaster shape and our expert manufacturing team executes it.

HYGIENE:
Qbiss Cubicles have anti-bacterial property, thereby providing 99.99% bacteria-free surface at any point of time.

STUNNING COLOUR OPTIONS
Qbiss Cubicles offers a range of stunning colours and designs to choose from.

SAFE
Qbiss Cubicles are fitted with specially developed anti-finger trap safety mechanisms.

PRIVACY AND SECURITY:
As primary school children need both supervision and privacy, Qbiss Cubicles provide.

MATCHING INTERIOR
Matching Qbiss Restrooms won protection options are also available.

HANSEL



All sizes are in mm

Door width	Total Height from Ground	Bottom Gap	Divider Height	Width	Depth
610	1500	150	1350	900	1500

FEATURES

- Accessories are available in Stainless Steel & nylon.
- Best for High Schools

LILIPUT



All sizes are in mm

Door width	Total Height from Ground	Bottom Gap	Divider Height	Width
750	1350	100	1200	820

FEATURES

- All Stainless Steel accessories
- Best for Pre-Primary Schools

Depth
1500

PETER PAN



All sizes are in mm

Door width	Total Height from Ground	Bottom Gap	Divider Height	Width
610	2003	150	1550	900

FEATURES

- Accessories are available in SS & nylon
- Best for Primary Schools

Depth
1500

TEENY WEENY



All sizes are in mm

Door width	Total Height from Ground	Bottom Gap	Divider Height	Width
750	1500	150	1200	820

FEATURES

- All stainless steel accessories
- Best for Pre-Primary Schools

Depth
1500

AERO



All sizes are in mm

Door width	Total Height from Ground	Bottom Gap	Divider Height	Width
550	1370	150	1000	900

FEATURES

- Accessories are available in SS & nylon
- Best for Primary Schools

Depth
1220

LOCKERS

Redefine your storage solution with our Qbiss Lockers

Qbiss lockers are HPL compact made lockers. Also, qbiss locker gives you a wide range of customised styles and sizes for your individual storage needs.



FEATURES

- Precision-crafted HPL lockers redefine durability and style.
- Rust-proof and scratch-resistant design ensures long-lasting pristine appearance.
- Excellent resistance to vandalism safeguards your investment effortlessly.
- Sleek design seamlessly integrates into any environment with elegance.
- Effortless installation saves time and effort.
- Hassle-free maintenance for ongoing convenience.
- Anti-bacterial laminates prioritize hygiene for exceptional cleanliness.
- Elevates restroom facilities with HPL lockers, harmonizing durability, style, and hygiene seamlessly.

TECHNICAL SPECIFICATIONS

AREAS OF APPLICATION



GYM



SWIMMING POOL



HOSPITALS



SPORTS COMPLEX



CHANGING ROOM



LIBRARY



LABS

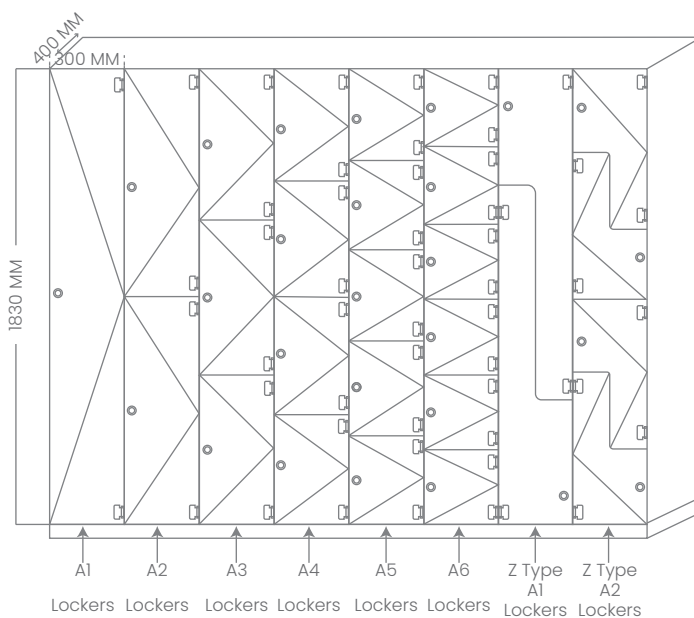


SCHOOLS & COLLEGES

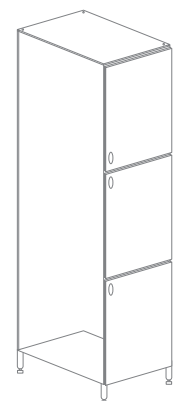


STADIUM

& more...



Width	Height	Depth
700	800	900



Width	Height	Depth
350	400	450

VANITY

Unveil your style with our diverse range of Vanity tops

Vanity, the epitome of customizable elegance within our brand. Designed to seamlessly integrate with our cubicles, Vanity maintains aesthetic consistency while offering personalized configurations to suit any space. Experience the perfect harmony of style and functionality as Vanity brings the same look and feel of our cubicles to your washroom's vanity system, ensuring a cohesive and visually stunning restroom experience.



BENCHES

Strong meet comfort on our compact Benches

Ideal for workout buddy chitchat, enhancing exercise spaces with their functionality and style. Also blending with modern style, durability, and strength.

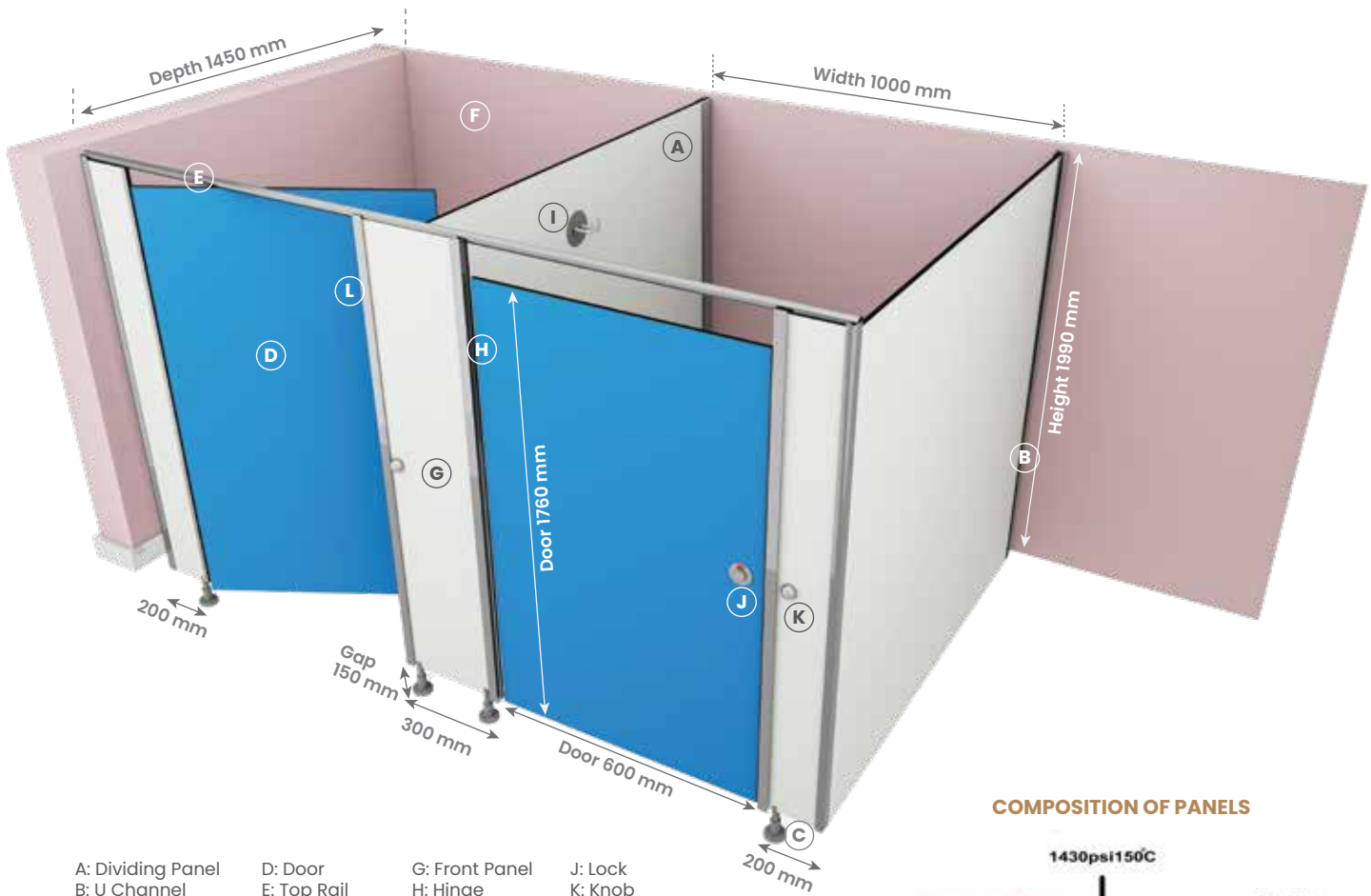


On the floor



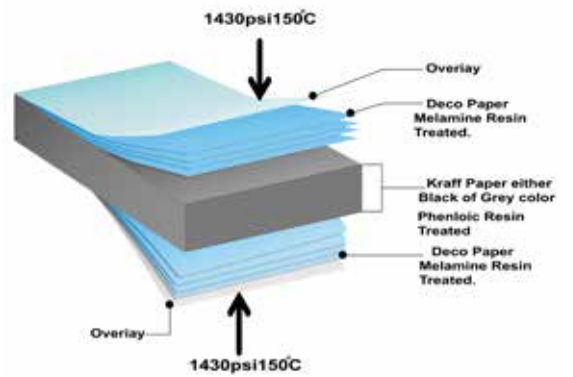
wall-mounted

CUBICAL SYSTEM DIMENSION



- A: Dividing Panel D: Door G: Front Panel J: Lock
- B: U Channel E: Top Rail H: Hinge K: Knob
- C: Adjustable Leg F: F Channel I: Coat Hook L: Door Stopper

COMPOSITION OF PANELS



PROTOTYPES



SHOE TYPE



SS TYPE



NYLON TYPE

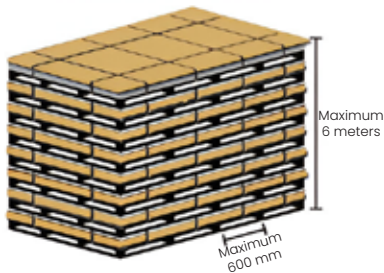
HANDLING & LOGISTICS GUIDELINES

Compact panels should be handled with care in order not to damage the edges and surfaces of the high quality material. In spite of the excellent surface hardness and the protection film, the weight of compact panels is a possible cause of damage. Therefore, any form of dirt or dust between these panels must be avoided. Panels must be secured against slippages during transportation. When loading and unloading, the panels must be lifted and not pushed or pulled over the edges.

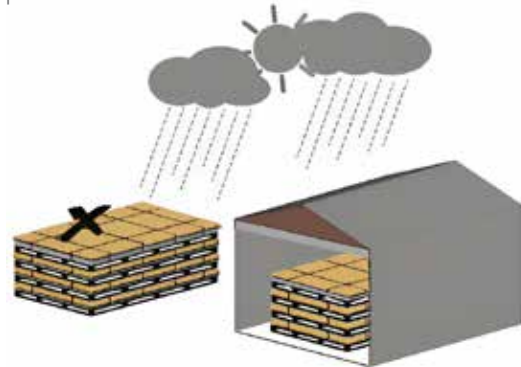
During the handling and installation of compact panels, one must use protection gear especially hand gloves.

Compact panels must be stacked horizontally on flat and stable support with supporting panels. These panels must lie completely flat and the cover plates should be left on the stack which must be wrapped by a plastic cover.

The Compact panels are to be stored in a closed room under normal climatic conditions to avoid excess humidity and heat, appropriate distance should be maintained between each side of the panel.



Compact panels must be stored horizontally on flat surface only.



Panels must always be covered to safeguard from work weather conditions.

Panels must never be stored in an uneven lengths.



Panels must never be stored inclined by the wall side.



Panels must never be slided over while storing to avoid scratching.



Panels must never be stacked in partial sizes in widths also. All Panels should be stacked of the same length sizes.

CARE & MAINTENANCE


Crown Compact Laminates are durable, abrasion and impact-resistant. They hardly require maintenance under normal use. However proper care makes them more durable to last longer.

- Do not use any sharp objects, chopper, hammer or slice directly on the surface.
- Do not expose hot cookware directly on the surface as well as prevent exposure to heat which may cause delamination of surface from original substrate.
- Do not use cleansing agents and steel wool for cleaning. Instead use natural detergent or cleansing agents. However for difficult stains soft nylon scrub in a circular motion may be used. If the stain still persists, baking soda paste with water can be used carefully and moderately. In some instances acetone (nail polish remover) denatured alcohol or undiluted household bleach can also be used. Any stain as well as cleansing agents must be wiped immediately and should not be allowed to rest for more than two minutes.
- Do not use acid, alkalis, iodine, hair dye, hair tonic etc. which may cause discolouration and deterioration of the surface.
- Do not use any of the above mentioned products on gloss surface laminates.

TEST REPORTS

S.NO	PROPERTIES	TEST METHOD	UNIT OF MESUREMENT	ATTRIBUTES OF PERFORMANCE	RESULTS
1	SURFACE QUALITY				
1.1	Surface Quality	EN 438-2.4	mm ² / m ²	Sports, dirt and similar surface defects	≤1
			mm / m ²	Fibers, hair and scratches	≤10
2	DIMENSIONAL PROPERTIES				
2.1	Thickness	EN 438-2.5	mm	8.0 ≤ t < 12.0mm: ±0.50mm	8.0 ≤ t < 12.0mm: ±0.50mm
2.2	Size	EN 438-2.6	mm	Length and Width +10/-0	+ 05 / - 0
2.3	Straightness of edges	EN 438-2.7	mm/m	Straightness of edges ≤1.5	≤1
2.4	Squareness	EN 438-2.8	mm/m	Squareness ≤1.5	≤1
2.5	Flatness (measured on full size sheet)	EN 438-2.9	mm/m	For 2.0 ≤ t < 6.00mm :8	5
			mm/m	For 6.0 ≤ t < 10.00mm : 5	3
			mm/m	10.0 ≤ t :3	2
3	PHYSICAL PROPERTIES				
3.1	Resistant to Surface Wear	EN 438-2.10	Revolutions	Wear Resistance - Initial Point	Unicolour - > 200 Printed Decor - > 175
			Revolutions	Wear Resistance - Wear Point	Unicolour - > 450 Printed Decor - > 410
3.2	Resistant to immersion in boiling water	EN 438-2.12	%	Mass Increase - 2 T < 5mm	≤ 2
			%	Mass Increase - T 5mm	≤ 1
			%	Thickness Increase - 2 T < 5mm	≤ 2
			%	Thickness Increase - T 5mm	≤ 1.5
			Rating	Appearance - Gloss Finish	≥ 4
			Rating	Appearance - Other Finishes	≥ 5
3.3	Resistant to water vapour	EN 438-2.14	Rating	Appearance - Gloss Finish	≥ 4
			Rating	Appearance - Other Finishes	≥ 5
3.4	Resistant to DRY Heat @ 180°C	EN 438-2.16	Rating	Appearance - Gloss Finish	≥ 4
			Rating	Appearance - Other Finishes	≥ 5
3.5	Dimensional Stability at elevated temperature	EN 438-2.17	Longitudinal %	Cumulative dimensional change 2 ≤ T < 5mm	≤ 0.40
			Transversal %		≤ 0.80
			Longitudinal %	Cumulative dimensional change T ≥ 5mm	≤ 0.30
			Transversal %		≤ 0.60
3.6	Resistant to impact by large diameter ball	EN 438-2.21	min.	Indent dia. 10mm 2 ≤ 6mm - 1800mm	6
			min.	Indent dia. 10mm T ≥ 6mm - 1800mm	4
3.7	Resistant to crazing	EN 438-2.24	Rating	Appearance	≥ 4
3.8	Resistant to Scratching	EN 438-2.25	Rating	Appearance - Smooth Finishe	≥ 2.5
			Rating	Appearance - Textured Finishe	≥ 3.5
3.9	Resistant to Staining	EN 438-2.26	Rating	Appearance - Group 1 & 2	≥ 5
			Rating	Appearance - Group 3	≥ 4
3.10	Light Fastness (Xenon Arc)	EN 438-2.27	Grey Scale Rating	Contrast	4 to 5
3.11	Resistant to Cigarette Burns	EN 438-2.30	Rating	Appearance	≥ 3
3.12	Flexural Modulus	EN-ISO-178-2003	Mpa	Stress ≥ 9000	9000-11500
3.13	Flexural Strength	EN-ISO-178-2003	Mpa	Stress ≥ 80	80-100
3.14	Tensile Strength	EN-ISO-572-2-1996	Mpa	Stress ≥ 60	60-90
3.15	Density	EN-ISO-1183-1:2004	gm/cm ³	Density 1.35 - 1.45	1.4 ± 0.05
4	FIRE PROPERTIES				
4.1	Fire Reaction Classification - CGS	EN 135 01	Test as per EN 13823 and EN ISO 11925-2 (Small-burner test)		
	Fire Reaction Classification - CGS		Rating	Classification - T ≥ 6mm	D - s2, d0
			Rating	Classification - 3 ≤ T < 6mm	B - s2, d0
Rating	Classification - 6 ≤ T < 13mm	B - s1, d0			
5	OTHER PROPERTIES				
5.1	Release of Formaldehyde	EN-438-7.4.11.1	Rating	Classification	E1

CERTIFICATES



CERTIFICATE OF COMPLIANCE



Crown Decor Pvt. Ltd.
HIGH PRESSURE LAMINATES

Certificate Number: 43760-430
Certificate Period: 10/12/2013 - 10/18/2021
Certified Status: Certified

UL 2818 - 2013 Standard for Chemical Emissions for Building Materials, Finishes and Furnishings

Building materials are determined compliant in accordance with an Office environment with an air change of 0.8 h⁻¹ and a loading of 20 mg.
Product tested in accordance with UL 2818 test method to show compliance to emissions in U.S. SBA, Section 2.



UL designated representative samples of the described Product(s) in the described Standards or other requirements in accordance with the agreement and any applicable program access terms in place between UL and the Certificate Holder (Customer Agreement). The Certificate Holder is authorized to use the UL Mark for the described Product(s) to indicate that the product meets the requirements of the UL Standard, in accordance with the terms of the Agreement. This Certificate is valid for the described Product(s) only in compliance with the Agreement.

CERTIFICATE OF COMPLIANCE



Crown Decor Pvt. Ltd.
HIGH PRESSURE LAMINATES

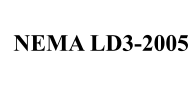
Certificate Number: 43761-420
Certificate Period: 10/12/2013 - 10/18/2021
Certified Status: Certified

UL 2818 - 2013 Gold Standard for Chemical Emissions for Building Materials, Finishes and Furnishings


Building products and interior finishes are determined compliant in accordance with California Department of Public Health (CDPH) Standard Method No. 1.10 using a Classroom Environment.
Product tested in accordance with UL 2818 test method to show compliance to emissions in U.S. SBA, Section 2 and 2.1.



UL designated representative samples of the described Product(s) in the described Standards or other requirements in accordance with the agreement and any applicable program access terms in place between UL and the Certificate Holder (Customer Agreement). The Certificate Holder is authorized to use the UL Mark for the described Product(s) to indicate that the product meets the requirements of the UL Standard, in accordance with the terms of the Agreement. This Certificate is valid for the described Product(s) only in compliance with the Agreement.




SOLID DECORS




Cold White RC 851



Frosty White RC 856



RC 724




Ivory RC 855



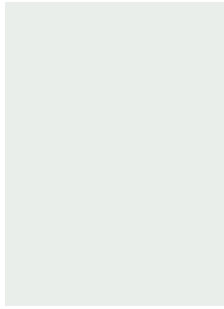
Candy Pink RC 875




Banana Yellow RC 15




Polar White RC 858



Silver Grey RC 860



White RC 13



Mysore Ivory RC 17



Mango RC 864




Orange RC 857



Silver Grey RC 602



Light Grey RC 886



Beige RC 871



Gothic Grey RC 861




Parrot Green RC 865




Bleu Vif RC 884




Grey RC 885



RC 717



RC 718



Thunder Grey RC 801



Oliv Green RC 617




Green RC 869




Creme Moyen RC 888



Grey RC 887



Slate Grey RC 862




Dark Grey RC 873



Greyish Blue RC 867



Royale Blu RC 853



Brun Moyen RC 879



RC 719




RC 876



Red RC 19


DESIGNER DECORS




Red RC 605



Green RC 606



Dark Grey RC 603



Dark Grey RC 873



Dark Grey RC 889



Black RC 11



Marble RC 921



Mountain Larch RC 903



Orintal Cane RC 902



Alberta Maple RC 916



Mangfall Beech RC 915



Maldau Acacia RC 907



Almond Mix RC 877



Walnut Rigato RC 665



Canyon Monument Oak
RC 642



Delano Eiche RC 679



Sonoma Oak RC 913




RC 890



Lorraine Cherry RC 904



Maremma RC 669



Novacento Pine
EXP 51



Noce Versailles RC 905



Copper Painted Metal
RC 920



Grey Caspio RC 927



Stucco RC 651




Classic Planked Walnut
RC 859



Pompu Slate RC 805



Letizia RC 550



Stromboli RC 684



Straight Grained Wenge
RC 901




Spark Nexus RC 933



Grey Caspio RC 672



Manhattan RC 919



Cosmic Nero RC 930

FINISH ///



Suede Finish



Italian Stone




Selva



Bright Stone



Rock Wood



Lava





CROWN DECOR PVT. LTD

BUSINESS CONTACT POINT

The Regency, 2nd Floor, Unit 3, 6 Hungerford Street Kolkata-700017, India
Contact : +91 33 2283 0166

CORPORATE OFFICE

One42, North Tower, Suite 401- 403, 4th Floor
Ambli Bopal Road, B/H Ashok Vatika, Ahmedabad - 380058, Gujarat, India
Contact : +91 79 4001 7979