



DMITM

DAIRY MACHINES INDIA



- ❖ Full Turn – Key Solutions
- ❖ For Exceptional Ice Cream & Dairy Machine Production

INTRODUCTION

DMI (Dairy Machines India) a leading player in the Ice cream Machines manufacturing industry with over 15 years of experience. We've had the privilege of working with esteemed brands like Mother Dairy, and we're eager to bring our expertise to enhance your ice cream business.

At DMI, we offer a complete turnkey solution, covering everything from brand development and packaging to production, marketing, and timely delivery with seamless installation. Here's a quick overview of what we provide:

Brand Development: Collaborate with our creative team to craft a compelling and memorable brand identity.

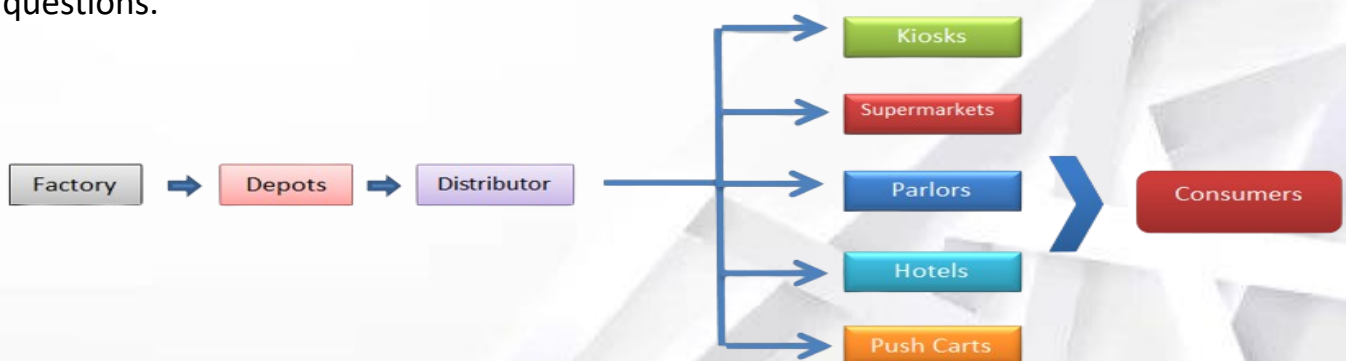
Packaging Expertise: Benefit from innovative and attractive packaging solutions that enhance visual appeal and functionality. We help our customers to engage with leading suppliers in the industry & also help to negotiate with the pricing as per their MOQ parameters.

State-of-the-Art Production: Utilize our cutting-edge facilities and streamlined processes for high-quality ice cream machines with semi automatic & fully automatic as per the customer requirements.

Strategic Marketing: Work with our specialists to create effective campaigns that boost brand awareness and drive sales. We help our customers while launching to get the best in the initial stage.

Timely Delivery and Installation: Count on us for punctual delivery of every machine & and hassle-free installation services.

We're dedicated to contributing to your ice cream business's success. Let's discuss your specific needs further. Feel free to reach out to schedule a consultation or address any questions.



ICE CREAM PROCESSING PLANT LAYOUT

DMT
DAIRY MACHINES INDIA



Cooling Tower



Heat Exchanger



Homogenizer



Milk Pump
Milk Filter



Pasteurizer

Start



Ageing Tank




Flavor Tank




Continuous Freezer



Fruit Feeder



Ripple Pump



Tunnel Hardener



Cup & Cone Filling Pkg. Machine



Ice Candy Packing Machine



Factory To CNF (Super Stockiest)



Defrost Tank
Chocolate Tank



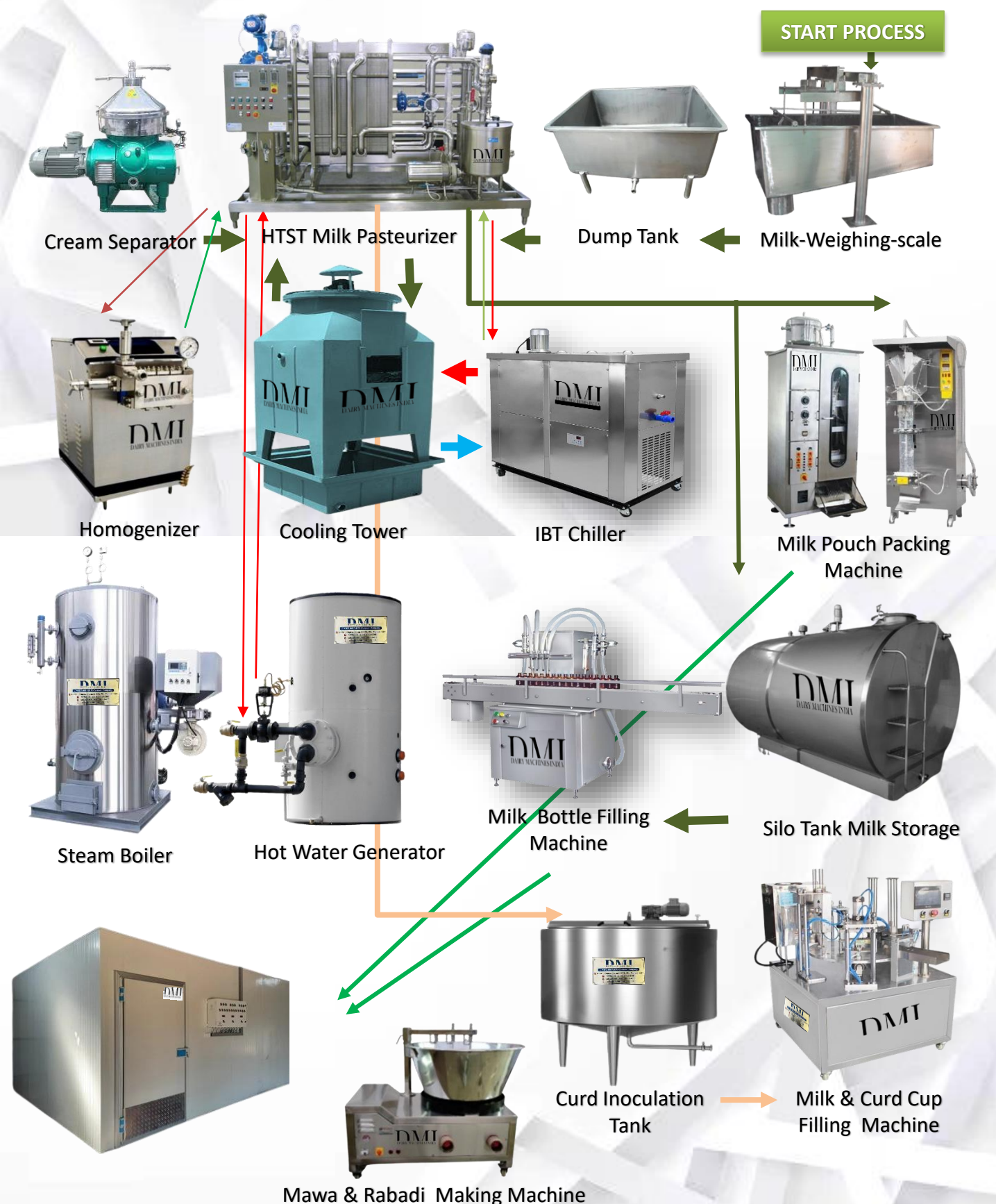
Ice Candy Mold's



Start

Ice Candy Machine

DMT
DAIRY MACHINES INDIA



PASTEURIZER TANK



SALIENT FEATURES

The batch pasteurizer is made out of a steam jacket kettle or a Hot water tank that is used to heat juice or milk to the correct temperature. From: Thermal Processing of Food Products by Steam and Hot Water, Electrical panel with over pressure tripping safety All product contact parts of S. S. 304 Tank are triple layer jacket mirror finish


PASTEURIZER TANK	
CAPACITY	100/200/300/500 LPH To Max.
POWER	220-415 Volt/50Hz. Single / Three Phase
INSULATION	Glass wool
TYPE	Triple Layer Jackets, Non-Magnetic
MOTOR	Crompton Motors / Equivalent Make
HEATER	3 Phase / 1 Phase
BODY MATERIAL	SS 304 Food Grade (8% Nickel)
TEMPERATURE	70 ⁰ to 85 ⁰ C

HIGH PRESSURE HOMOGENIZER

SALIENT FEATURES

- A homogenizer heavy duty zinc coated frame
- Covering panel made from S. S. 304 quality
- Two stage homogenization
- Low RPM Triplex plunger pump
- Pressure adjustment by hand wheel with imported springs
- Sterlite coated seat with ball type NRV for suction and discharge valves
- Sterlite coated Homogenizing Valve
- Imported S. S. diaphragm type sanitary design pressure gauge
- High strength steel eccentric shaft and connecting rod assembly
- Splash lubricating system
- Electrical panel with over pressure tripping safety
- All product contact parts of S. S. 304

HOMOGENIZER	
Capacity	200/300/500 LPH To Max.
Power	220-415 Volt/50Hz. Single / Three Phase
Operated Pressure Bar	200 Kg/Cm ² (3000 PSI)
Input Used	Milk, Ice Cream, & Juice
Plunger & Piston	3 Nos.
Motor	Crompton/ Equivalent Motor
Pressure Gauge	Akvalo / Equivalent Make
Pressure Stage	Double Stage
Valve	Satellite Suction & Discharge Valve





SALIENT FEATURES

The Ageing Tank is stainless steel tanks with sloped bottom are used to cool down pasteurized ice-cream mix and store it at a controlled temperature of around 4°C, a slow agitation allows the complete ageing for better ice cream structure
Electrical panel with over pressure tripping safety
All product contact parts of S. S. 304
Tank are triple layer jacket mirror finish

AGEING TANKN	
Capacity	100/200/300/500 LPH. To Max.
Power	220-240 Volt/50Hz. Single / Three Phase
Compressor	Emerson / Tecumseh
Insulation	PUF Insulation
Motor	Crompton Motor/ Equivalent Make
Refrigerant	R-404a
Body Material	SS 304 Food Grade (8% Nickel)

CONTINUOUS FREEZER

SALIENT FEATURES

The Continuous Freezer Frame and covering panel made from S. S. 304 quality
High conductivity metal hard chrome plated cylinder
Hollow two piece construction dasher
Hour meter
Anti freeze protection device
Speed variable AC frequency drive for mix pump with indicator
S. S. diaphragm sanitary design pressure gauge
Suction and discharge pressure gauges for refrigerant circuit
Hot gas supply to freezing cylinder for viscosity control
Interlock and safety controls for single phase, over load, low and high refrigerant pressures.



COUNTINUOUS FREEZER	
Capacity	200 LPH, 400 LPH, 600 LPH. To Max.
Power Supply	415 Volt / 50 Hz / AC, 3 Phase
Power Consumption	5.8 Kw/h
Compressor	DANFOSS
Cylinder	Brass made with hard chromed
Gear Box Motor	Crompton / Equivalent, 2 HP/1.5 Kw/h
Refrigerant	R-404a
Body Material	SS 304 Food Grade (8% Nickel)

ICE CANDY MACHINE



SALIENT FEATURES

Inner tank of SS 316/304 and outer tank of SS304.

Insitu PUF insulation for brine tank.

Brine spray system made of SS.

Less time required for starting and easy to clean due to less quantity of brine in the system.

Suitable for continuous production without any interruption.

Pre wired electric control panel with thermostat and all safeties.

ICE CANDY MACHINE	
Capacity	6 Moulds , 12 Moulds, 18 Moulds To 72 Moulds
Power Supply	1 Phase or 3 Phase / 415 V / 50 Hz / AC
Body Material	SS 304 Food Grade -8 % Nickel (Food Grade)
Types Off Cooling	Air Cooled & Water Cooled
Cooling Coil	Copper Coil
Insulation	PUF Insulation
Agitator Motor	Worm Gear Box Motor (Crompton /Equivalent Make)

ICE CANDY MAKING MACHINE

SALIENT FEATURES

This Chocolate & Defrost Tank can is used in the food (milk), oil, as intermediate buffer, liquid storage, mixing, blending equipment for heating, mixing or sterilization. it can be used to store the storage of chocolate sauce used to make ice cream. our equipment meets hygienic standards, so the food it produces is effective in ensuring people's health.

CHOCOLATE & DEFROST TANK	
Capacity	40 LTR – 80 LTR
Power	220-415 Volt/50Hz. Single / Three Phase
Insulation	Glass wool
Type	Triple Layer Jackets, Non-Magnetic
Heater	1 Kw
Body Material	SS 304 Food Grade (8% Nickel)



SS MOULD OF KULFI CHOCOBAR



All type of kulfi moulds ,Ice candy and Choco bar moulds available with stick holder

SS MOULDS	
Size	11"X12" ,12"x13"
MI	35ML, 40ML, 45ML, 50ML, 55ML, To 120ML
Shape	All shape are available
Material	Stainless Steel



SERVO HMI POUCH PACKING MACHINE

DMT
DAIRY MACHINES INDIA

DMT has designed and developed a flexible rotary type cup & cone filling machines for ice cream. The machines can be made available as per the requirement of customers starting from a single lane up to four lanes. The machines are suitable for filling of ice cream in small/big cup as well as big/small cone. They are very compact and require very less floor space. The machine is to be connected in line with a continuous freezer. The variable speed allows the arrangement to match the freezer capacity. The machine also provides the options to fill the cones with the use of change parts. The change over from one cup size to another cup size is very easy and can be done within few minutes. The batch coding is also possible on the conveyor.



ROTARY TYPE CUP & CONE FILLING MACHINE

Size	1150 mm l x 975 mm w x 1650 h approx
Filling quantity	50 ml minimum and up to 200 ml.
Dies	48 nos. dies for 50 & 100 ml cup & 60 & 120 ml cone
Speed variator	A/c frequency drive
PLC make	Mitsubishi /Delta make plc
Round cup	Max. dia = 80 mm, Height = 75 mm
Round cone	Max. dia = 60 mm, Height = 150 mm
Power requirement	0.5 hp motor, cycle 50 htz, 440 volt, 3 phase
Air supply	1000 liter/minute at 6 kg
Ingredient size	10mm x 10mm x 10mm

SERVO HMI ICE CANDY PKG. MACHINE

SERVO HMI POUCH PACKING MACHINE

Product Dimension	As Per Your Product -99/62 Mm
Out Put	50 To 120 Pouch Per Min Variable Speed
Type Of Sealing	Centre Sealing
Plc	Delta / Equivalent
HMI	Fuji / Wecon
Ac Drive	Crompton / Equivalent
Photo Sensor	Banner
Encoder	Autonics / Baumer / Equiv.
Machine Body	S.S. Covering
Power Connection	3 Ph/ 1 Ph
Power Requirement	2 Hp / Heater - 2 X 125w , 4 X 125w
Machine Main Motor	1 Hp With 1 Hp Ac Drive
Machine Dimension	3600 X 1500 X 2000 mm
Machine Wt	400 To 500 Kgs
Dosing System:	Manual Filling



Candy/Kulfi/Chocobar Pouch Sealing Machine
20 To 30 PPM

FRUIT FEEDER



FRUIT FEEDER		
Ice Cream Capacity, l/hr.	300 – 600	800 – 1200
Hopper – 1 Capacity, ltr.	15	15
Hopper – 2 Capacity, ltr.	15	15
Augur – 1	10 – 40	22 – 103
Augur – 2	20 – 80	40 – 160
Augur – 1 Motor, kW	0.37	0.37
Augur – 2 Motor, kW	0.37	0.37
Mixer Motor, kW	0.37	0.75
Lifter Motor, kW	0.75	1.1

RIPPLE PUMP



RIPPLE PUMP			
Pump capacity, l/hr.	10 – 40	10 – 40	10 – 40
Hopper capacity, l.	10	10 x 2	10 x 3
No. of pump	1	2	3
Compressed air at 6 kg/cm ² , l/m.	35	70	105
Length, mm	470	470	470
Width, mm	380	580	780
Height, mm	1050	1050	1050

COOLING TOWER



COOLING TOWER	
Structure	FRP, Square & Round Type
Fill	PVC.
Power Supply	415 Volt / 50 Hz / AC, 3 Phase
Header	Galvanized MS.
Motor	Crompton / Equivalent
Header	Galvanized MS.
Nozzle	Polypropylene (PP.)
Hardwires	HDG.MS. / SS.
Fan assembly	Cast aluminum alloy / GRP bladed
Fan cylinder	FRP
Gearbox	Worm / Spiral bevel

Capacity are available:10TR, 15TR, 20TR, 30TR, 50TR

FLAVOUR TANK



SALIENT FEATURES

The tank used to mix ice cream flavour is? Explanation: Mixing Tank, as the name suggests, these tanks are used for mixing different products and mixing the ingredients into the product. Tanks may be of the insulated type or have a single stainless steel shell.

This innovative equipment helps in creating new and exciting flavors for ice cream by combining ingredients. Simply fill the mixing tank with your favorite flavors, add the desired amount of liquid and churn.

FLAVOUR TANK	
CAPACITY	50 LTR , 100 LTR, 200 LTR - Etc.
SHAPES	Squire & Round
MATERIAL	SS 304 Food Grade (8 % Nickel)

PLATE HEAT EXCHANGER

SALIENT FEATURES

DMI PHE So the principle of plate heat exchanger working is – The fluids flowing through the flow channels on the plates flow through the gaskets without being mixed with each other and the desired heat transfer is carried out due to the temperature difference.

PHE (PLATE HEAT EXCHANGER)				
PHE MODAL	TYPE-A	TYPE-B	TYPE-C	TYPE-D
CAPACITY	100 LPH	200 LPH	300 LPH	500 LPH
TEMPERATURE DIFFERENCE	80° C to 40° C			
WATER FLOW	1800 to 2000 LPH at 30° C			
STAGE	Single and Double Stage are available			



MILK PUMP & FILTER

SALIENT FEATURES

DMI milk filter one can also use a mechanical filter to remove any solid particles from the milk. These solid particles may include manure, dirt, straw, hair, insects and clots and are filtered before reaching the homogenizer machine.

DMI milk pump made from food grade stainless steel, the milk transfer pump can be had in single stage or three stage design option. This low pressure pump acts as a reliable option to deliver fresh and pasteurized milk by applying centrifugal force. The proposed milk transfer pump can maintain the standard flow rate. The advanced mechanism of this pump maintains the nutritional value and hygienic quality of the milk.



SS MILK FILTER	
SIZE	1" , 2" , 3" Etc.
SS MILK PUMP	
CAPACITY	½ HP, 1 HP, 2HP, Etc.
POWER SUPPLY	3 Phase / 1 phase - 415 V / 50 Hz / AC
WORKING	Milk

HARDENING TUNNEL



HARDENING TUNNEL	
Capacity	12, 20, 30, Moulds
Door Type	1-2-4.
Storage	100 L To 300 L
Power Source	Electric, 220-415 Volt, 50Hz, 3PH
Defrost Type	Auto-Defrost
Usage/Application	Food Industry
Automation Grade	Automatic (Online)
Working Temp.	-35°C To -45°C
Compressor	Danfoss / Bitzer / Other
Condenser	Air Cooled / Water Cooled
Body Material	Stainless Steel, SS 304/PPGI
Rear & Back Door	1-1, 2-2, 4-4

DEEP FREEZER TYPE HARDENER

DEEP FREEZER TYPE HARDENER	
Operation Mode	Automatic
Power Consumption	1.25-2 Kw/hr
Power supply	3Ph/1Ph
Usage/Application	Ice Cream, Ice Candy and Frozen Food Hardening
Compressor	Emerson / Teumseh / Equivalent
Condenser	Air Cooled
Storage Capacity	570 LTR, 820 LTR
Temperature	-25°C to -30°C
Available Capacity	570 LTR, 825 LTR To Max.



GLYCOL DEEP FREEZER



Models	Capacity	400 L	600 L	800 L	1000 L	1200 L
Storage Capacity	In Litter	400	600	800	1000	1200
	In CFT.	14.3	21.4	28.5	35.7	42.8
	Gallons	72	110	145	181	218
Usage		Ice Cream				
Temp Range		-18 To -25 D C				
Power Cons	(Watts.)	350	650	700	1300	1300
Current	Amps	2.2	3	4.5	6	6.5
Size (In mm)	Height	880	915	970	960	950
	Width	1740	2415	2480	2415	2600
	Depth	640	660	765	920	720
Doors		3 In SS	5 In SS	4 In SS	5 In SS	4 In SS
Refrigerant		R-134a	R-134a	R-404a	R-404a	R-404a

GLYCOL FOW FREEZER



Models	Capacity	120 L	200L
Storage Capacity	In Litter	120	200
	In CFT.	3.9	7
	In Gallons	20	36
Usage		ice cream	ice cream
Temp Range		-18 to 300 c	-18 to 300 c
Power Cons	(Watts.)	315	340
Current	Amps	1.62	2.1
Size (In mm)	Height	705	860
	Width	970	1035
	Depth	640	640
Doors		1 in SS	2 in SS
Refrigerant		R-134a	R-134a
Stabilizer	Kw/Hr	0.75	1

FOW /TRICK/E-RICKSHAW



An ice cream cart (or ice cream stall) is a mobile Cart & motorized

E-rickshaw commercial vehicle that sells ice cream as a retail outlet. The ice cream cart is usually used during the summer and is generally spotted at public space, parks, beaches, schools or drive through neighborhoods (residential areas).

All types are selling mobile system available.

REFRIGERATED VAN & TDU

Reefer vehicles are the insulated vehicles and are essential for the long-distance transport of perishable and temperature-sensitive goods

Meanwhile, semi-freezer vans have more advanced insulation, about 75-millimeters thick, than chiller and insulation vans while boasting a higher refrigeration capacity than chiller vans. These vans can transport frozen foods and other items that must stay below freezing.



COLD ROOM BLAST ROOM

DMT
DAIRY MACHINES INDIA



The Cold Room assembled on Side Modular construction that enables quick and Easy

- Optimal temperature management over a wide range have multi-functional settings to Suit different products.
- Cam locking- It ensures that walls, ceilings, doors, corners and floors are perfectly aligned.
- Sweep gasket maintains an airtight seal and helps maintain flexibility across temperatures.
- In some Cold Rooms, there is a view port that allows one to look inside the cold room Without the need to open the door.
- Temperature Range -40 to +15°C.
- Puff Insulated Panels Cladding Material –Pre-printed GI Sheet , Stainless Steel.
- Insulated Puff Panels Thickness : 40mm, 50mm, 60mm, 80mm, 100mm, 120mm, 150mm.
- Over Lap/Flush Type Door and Choice of sliding doors.
- Floor Type – PU panel With Plywood and Aluminum Ch. Sheet and Insulation Bare Puff.
- Condenser Type – Air Cooled, Water Cooled, Evaporative Condenser.
- Compressor Type- Commercial Hermetic Scroll, Reciprocating, Semi Hermetic.
- All Three Phase Units Protect with Single Phase Preventer.

EVAPORATOR UNITS

- Available in S.S./PCGI/ Aluminum Body.
- Coil: use new high efficient aluminum wave fin, high heat conductivity, fast water discharge, use high efficient copper pipe, high heat transfer,
- Use new type liquid distributor & uniform frost.
- Fan: low cost, high reliability, lower temperature-resistant and

CONDENSING UNIT

- High cooling capacity with reduced power consumption.
- High and Constant Quality.
- Fans with especially efficient low noise external rotor motors
- Single Phase & Three Phase.
- Extra Size Condenser with grooved copper tubes and Aluminum Fins and Big Size Drier Filter.
- Reduction In Electricity Consumption.

KHOYA & RABADI MACHINE

CAPACITY	120/200/300/500 LPH To Max.
BODY MATERIAL	SS 304 Food Grade (8% Nickel)
POWER	220-415 Volt/50Hz. Single / Three Phase
TYPE / KADAI	Single Layer Jackets, Non-Magnetic
MOTOR	Crompton Motors / Equivalent Make
HEATER	3 Phase / 1 Phase
TEMPERATURE	70° to 85° C



ICE CREAM BATCH FREEZER ICE CREAM CHURNER MACHINE



CAPACITY	5 LTR 10 LTR 20 LTR LPH To Max.
GALLON'S	1.5 / 2.5 / 5 GALLON'S
POWER	220-415 Volt/50Hz. Single / Three Phase
COMPRESSOR	Emerson / Tecumseh / Danfoss
MOTOR	Crompton Motors / Equivalent Make
AIR PRESSURE	As Per Customer Choice
OVERRUN	100 % TO 120%
BODY MATERIAL	SS 304 Food Grade (8% Nickel)
MODEL	Table top & Floor model



ONLINE PASTEURIZER / BATCH PASTEURIZER

CAPACITY	200 / 300 / 500 / 1000 To 2000 LPH To Max.
POWER	415 Volt/50Hz. , Three Phase
INSULATION	Glass Wool
TYPE	HTST / BATCH
PUMP	Stainless Steel , ABB/ Crompton , Equal.
HEATER	3 Phase / 1 Phase
BODY MATERIAL	SS 304 Food Grade (8% Nickel)
TEMPERATURE	80° To 90° C

BULK MILK COOLER

BULK MILK COOLER (BMC)

Capacity	300 , 500, 1000 , 2000, 3000 LTR. To Max.
Power Supply	220 / 415 Volt / 50 Hz / AC, 1 / 3 Phase
Power Consumption	1.5 To 15 Kw/h
Compressor	DANFOSS / EMERSON / TECUMSAH
Insulation	Puff 80 MM , 40 Kg / cm ² , ± 2 %
Gear Box Motor	Crompton / Equivalent, 0.5 To 1 HP
Refrigerant	R-404a / R-134a
Body Material	SS 304 Food Grade (8% Nickel)



CREAM SEPERATOR



MANUAL & ONLINE CREAM SEPERATOR

Capacity	60 LTR	To	2000 LTR
Milk Cream Separation	65 LTR / HR		2200 LTR/HR
Bowl Speed	As Per Motor RPM		6500 RPM
Fresh Milk Input	Strained		Strained
Fresh Milk Input Temperature	30 To 40 D Celsius		30 To 40 D Celsius
Electrical Motor	220 Volt , Single Phase		415 Volt , Three Phase
Hopper Body Material	Stainless Steel		Stainless Steel



SILO MILK STORAGE TANK

Capacity	5000 To 200000 LTR To Max
Body Material	SS 304 Food Grade (8% Nickel)
Ladder & Pipe	Stainless Steel / Aluminum
Insulation	PUF / Mineral Wool Insulation
Motor	Crompton Motor/ Equivalent Make

MILK POUCH PACKING MACHINE

MILK POUCH WRAPPING MACHINE

Capacity	600 -1200	2000-2500	4200-6000
F. Range	100-1000	100-1000	200-1000
Speed	Adjustable	Adjustable	Adjustable
Power 3/1 PH	½ HP	½ HP	1 HP
Pneumatic & Mechanical	Both	Both	Both
Body	S. Steel	S. Steel	S. Steel
Sealing	Center	Center	Center



WATER CHILLER

DX TYPE / IBT CHILLER

CAPACITY	10, 20, 50, 100, 200 TR - To Max
SHAPES	Squire / Vertical & Horizontal
MATERIAL	SS / MS / PPGI
COOLING	AIR Cooled / Water Cooled
COMPRESSOR	Emerson / Tecumseh / Danfoss / Bitzer
REFRIGERANT	R-404A / R-134A . Etc.
MOTOR	ABB / CROMPTON /Equal.
POWER	415 Volt, 3 Phase, 50 Hz

STEAM BOILER'S

Capacity	200 Kgs, 300 Kgs, 500 Kgs, - 2000 Kgs, To Max.
Fuel Type	Oil & Gas Fired & Wood Fire
Body Material	Mild Steel & Stainless Steel
Working Pressure	10.54-17.54 Kg /Cm2
Temperature Range	95 -200 Degree Celsius
Power	Three Phase / Single Phase , 220/415 V, 50 Hz
Efficiency	80-92 % (± 2 %)

STEAM BOILER



HOT WATER GENERATOR



HOT WATER GENERATOR

Capacity	50,000 kcal/hr to 20,0000 kcal/hr
Power	7.5 – 500 Kva
Voltage	220 - 240 Volt
Application	Industrial
Automation type	Automatic
Brand	DMI
Phase	Three Phase

MINI BUTTER CHURNER

Capacity	40 Ltr, 60 Ltr, 120 Ltr , 500 Ltr , To Max
Power Supply	1 Phase or 3 Phase, 220 /415 V / 50 Hz / AC
Body Material	SS 304 Food Grade -8 % Nickel (Food Grade)
Automation Grade	VFD Control
Motor & Drive	Worm Gear Box Motor (Crompton /Equivalent Make)

MINI BUTTER CHURNER



WEIGHING SCALE

Capacity	100Kgs, 300 Kgs, 500 Kgs, - 2000 Kgs, To Max.
Model Shape	Square Type
Body Material	Mild Steel & Stainless Steel
Digital Scale	PLC Based Digital / Manual
Stand	Stainless Steel



DUMP TANK

Capacity	100 LTR , 300 LTR, 500 LTR, - 1000 LTR To Max.
Model Shape	Square Type / Round Type
Body Material	Mild Steel & Stainless Steel



MILK ANALYZER / VIBRATOR

Accessories	Vibrator, DPU, Printer , Weighing, And KIT
Model	PLC / Digital Based
Working Type	Automatic
Accuracy	99.5 %
Time Taken / Batch	60 Second's



PANEER PRESS MACHINE

Capacity	5 Kgs To 15 Kgs
Working Type	Manual / Pneumatic
Body Material	Stainless Steel 304 Food Grade
Air Compressor	3 Hp , 5 HP

CURD MAKING MACHINE



CURD INNOCULATION TANK	
Capacity	100 /200/300/500 To 1000 LTR To Max
POWER	415 Volt/50Hz. Three Phase
INSULATION	Glass wool
TYPE	Double Layer Jackets, Non-Magnetic
MOTOR	Crompton Motors / Equivalent Make
HEATER	3 Phase / 1 Phase
BODY MATERIAL	SS 304 Food Grade (8% Nickel)
TEMPERATURE	45 ⁰ to 55 ⁰ C

CURD CUP FILLING MACHINE

CURD CUP FILLING MACHINE			
Capacity, CPH	1200	2400	4000
Power	415 Volt , AC 50 Hz , Three Phase		
Material	Stainless Steel 304		
Compressed Air	Pneumatic System		
Working Station	6 – 24		
Number Of Dies	4 Dies , 50 MI to 250 MI		
Net Weight	200-250	300-400	650



KHOYA/MAWA PLANT



KHOYA PLANT	
Size	Minimum 1 Kettle to Max
Capacity	60 Ltr to 350 Ltr.
Type	GAS, Wooden And Steam Operated
Material	Stainless Steel/ Mild Steel
Working	Manual/Semi Automatic

GHEE PROCESS MACHINE



BUTTER CHURNER	
CAPACITY	300/500/1000 LPH To Max.
POWER	220-415 Volt/50Hz. Single / Three Phase
INSULATION	Glass wool
TYPE	Double Layer Jackets, Non-Magnetic
MOTOR	Crompton Motors / Equivalent Make
BODY MATERIAL	SS 304 Food Grade (8% Nickel)

BUTTER MELTING VAT

BUTTER MELTING VAT	
Capacity	500 ,1000, 2000, LTR. To Max.
Power Supply	415 Volt / 50 Hz / AC, 3 Phase
Machine Body Material	Stainless Steel
Automatic Grade	Automatic
Usage/Application	Melting of Butter
Shape	Rectangle



GHEE BOILER



GHEE BOILER	
Capacity	100/200/300/500 To 1000 LTR To Max
Power	415 Volt/50Hz. Three Phase
Insulation	Glass wool
Type	Tripple Layer Jackets, Non-Magnetic
Motor	Crompton Motors / Equivalent Make
Boiling Through	Heater /GAS / Steam
Body Material	SS 304 Food Grade (8% Nickel)
Temperature	75 ⁰ to 92 ⁰ C




DMITM


DAIRY MACHINES INDIA


An ISO 9001-2015 Certified Company



DAIRY MACHINES INDIA

 C-222, Sec. 63, Near Metro Station Noida Sec. 62,
Noida -201304, Uttar Pradesh, India

 +91-8742943166, +91-9910313340 +91-9772332261, +91-9990798790

 sales@dairymachinesindia.com
info@dairymachinesindia.com

 www.dairymachinesindia.com

