

## The grinding expert The grain expert



FULLY STONELESS FLOUR PLANT



**AATOMIZE** is not just a company, **AATOMIZE** is a **GROUP OF COMPANIES**, Our Group of companies having an expertise in machinery R&D, Sheet Metal Machinery Manufacturer, Food Machine Manufacturer and Induction Motor Manufacturer, in **AATOMIZE** we have team of experts who are dedicated to produce the range of machinery like 2 in 1 Pulverizer, Masala Pulverizer, Flour Mill, Dal Machine, Sugar Grinding Machine, Rice Mill Machine, Grading Machine, Daliya Machine, Coffee Roaster Machine, Vibro Machine, Packing Machine, Atta Grader Machine for all kind of grinding grains and spices. Which provides the impact individual with growing the customer worldwide.

We are delegate to produce wide range of **FOOD PROCESSING** machineries under one roof due to our **CORE STRENGTH** of all in-house machineries like : Sheet Metal Laser Cutting, CNC Bending, Fabrication Laser Welding, Coating Plant, Assembly and Testing Unit.

**AATOMIZE** group is constantly working on micro level quality improvement, R&D, New Technology enhancement and committed towards the sustainable growth of all those who join us.

**AATOMIZE** having 400+ employees and it will be increase more in the coming future.

“The ultimate goal of **AATOMIZE** is to  
**NEVER COMPROMISE**”


## *Never compromise on...*

- Customer's requirements
- Easy maintenance
- Safety and security of customers
- Classy finishing
- Highest quality products
- Modern technology's usage and adaptation



“It's not the number of people That matters...  
But the quality of  
***Unity in that amount of people...***  
Is what matters”

# 2 IN 1 PULVERIZER



## MICRO GRINDING 2 IN 1 PULVERIZER



PATENT NO. : 349060  
DESIGN NO. : 327657-001

MICRO GRINDING	1 HP	2 HP	3 HP
MODEL NO.	AZ101	AZ201	AZ301
GRINDING CAPACITY PER HRS	10 TO 12 KG	15 TO 17 KG	20 TO 25 KG
AUTOMATION GRADE	SEMI AUTOMATIC	SEMI AUTOMATIC	SEMI AUTOMATIC
MATERIAL	MS BODY	MS BODY	MS BODY
POWER SOURCE	ELECTRIC	ELECTRIC	ELECTRIC
VOLTAGE (V)	220	220	220
CURRENT (A)	6	10	15
CORROSION RESISTANCE	YES	YES	YES
POWER CONSUMPTION	0.746KWH	1.50KWH	2.30KWH
MOTOR SPEED	2880	2880	2880
FREQUENCY (HZ)	50	50	50
MOTOR TYPE	SINGLE PHASE	SINGLE PHASE	SINGLE PHASE
COATING	POWDER COATING	POWDER COATING	POWDER COATING
CHAMBER	SINGLE CHAMBER	SINGLE CHAMBER	SINGLE CHAMBER
MACHINE DIMENSION INCH	L-25" W-13", H-32"	L-26" W-14", H-35"	L-29", W-16", H-37"
CHAMBER DIMENSION INCH	6" Dia x 4" Depth	10" Dia x 5" Depth	10" Dia x 6.5" Depth
PRICE			


## CRETA POWER 2 IN 1 PULVERIZER



PATENT NO. : 349060  
DESIGN NO. : 327657-001

CRETA POWER	1 HP	2 HP	3 HP
MODEL NO.	AZ102A	AZ202A	AZ302A
GRINDING CAPACITY PER HRS	12 TO 15 KG	15 TO 25 KG	25 TO 40 KG
AUTOMATION GRADE	AUTOMATIC	AUTOMATIC	AUTOMATIC
MATERIAL	MS BODY	MS BODY	MS BODY
POWER SOURCE	ELECTRIC	ELECTRIC	ELECTRIC
VOLTAGE (V)	220	220	220
CURRENT (A)	6	10	15
CORROSION RESISTANCE	YES	YES	YES
POWER CONSUMPTION	0.746KWH	1.50KWH	2.50KWH
MOTOR SPEED	2880	2880	2880
FREQUENCY (HZ)	50	50	50
MOTOR TYPE	SINGLE PHASE	SINGLE PHASE	SINGLE PHASE
COATING	POWDER COATING	POWDER COATING	POWDER COATING
CHAMBER	DOUBLE CHAMBER	DOUBLE CHAMBER	DOUBLE CHAMBER
MACHINE DIMENSION INCH	L-25", W-13", H-35"	L-30", W-17", H-44"	L-32", W-17", H-46"
FRONT CHAMBER DIMENSION INCH	8" Dia x 4" Depth	10" Dia x 5" Depth	10" Dia x 6.5" Depth
PRICE			

# 2 IN 1 PULVERIZER



## CRETA POWER 2 IN 1 PULVERIZER

DOUBLE CHAMBER



PATENT NO. : 349060  
DESIGN NO. : 327657-001

CRETA POWER	3 HP	5 HP
MODEL NO.	AZ303A	AZ502A
GRINDING CAPACITY PER HRS	25 TO 40 KG	40 TO 60 KG
AUTOMATION GRADE	AUTOMATIC	AUTOMATIC
MATERIAL	MS BODY	MS BODY
POWER SOURCE	ELECTRIC	ELECTRIC
VOLTAGE (V)	415	415
CURRENT (A)	4.5	7.5
CORROSION RESISTANCE	YES	YES
POWER CONSUMPTION	2.50KWH	4.00KWH
MOTOR SPEED	2880	2880
FREQUENCY (HZ)	50	50
MOTOR TYPE	THREE PHASE	THREE PHASE
COATING	POWDER COATING	POWDER COATING
CHAMBER	DOUBLE CHAMBER	DOUBLE CHAMBER
MACHINE DIMENSION INCH	L-32", W-17", H-46"	L-36", W-19", H-49.5"
FRONT CHAMBER DIMENSION INCH	10" Dia x 6.5" Depth	12" Dia x 6.5" Depth
PRICE		

## HEAVY DUTY 2 IN 1 PULVERIZER


DOUBLE CHAMBER



PATENT NO. : 349060  
DESIGN NO. : 327657-001

HEAVY DUTY	7.5 HP	10 HP	15 HP
MODEL NO.	AZ751A	AZ1001A	AZ1501A
GRINDING CAPACITY PER HRS	60 TO 100 KG	70 TO 120 KG	120 TO 160 KG
AUTOMATION GRADE	AUTOMATIC	AUTOMATIC	AUTOMATIC
MATERIAL	MS BODY	MS BODY	MS BODY
POWER SOURCE	ELECTRIC	ELECTRIC	ELECTRIC
VOLTAGE (V)	415	415	415
CURRENT (A)	11	16	22
CORROSION RESISTANCE	YES	YES	YES
POWER CONSUMPTION	7.00KWH	9.00KWH	14.00KWH
MOTOR SPEED	2880	2880	2880
FREQUENCY (HZ)	50	50	50
MOTOR TYPE	THREE PHASE	THREE PHASE	THREE PHASE
COATING	POWDER COATING	POWDER COATING	POWDER COATING
CHAMBER	DOUBLE CHAMBER WITH PEDICTION	DOUBLE CHAMBER WITH PEDICTION	DOUBLE CHAMBER WITH PEDICTION
MACHINE DIMENSION INCH	L-60", W-22", H-49"	L-64", W-22", H-51"	L-68", W-25", H-53"
FRONT CHAMBER DIMENSION INCH	14" Dia x 8.5" Dep.	14" Dia x 8.5" Dep.	16" Dia x 10.5" Dep.
PRICE			

# 2 IN 1 PULVERIZER



## HEAVY DUTY 2 IN 1 PULVERIZER

DOUBLE CHAMBER



PATENT NO. : 349060  
DESIGN NO. : 327657-001

HEAVY DUTY	20 HP	30 HP	50 HP
MODEL NO.	AZ2001A	AZ3001A	AZ5001A
GRINDING CAPACITY PER HRS	150 TO 200 KG	250 TO 300 KG	400 TO 450 KG
AUTOMATION GRADE	AUTOMATIC	AUTOMATIC	AUTOMATIC
MATERIAL	MS BODY	MS BODY	MS BODY
POWER SOURCE	ELECTRIC	ELECTRIC	ELECTRIC
VOLTAGE (V)	415	415	415
CURRENT (A)	28	42	75
CORROSION RESISTANCE	YES	YES	YES
POWER CONSUMPTION	17.00KWH	25.00KWH	47.00KWH
MOTOR SPEED	2880	2880	2880
FREQUENCY (HZ)	50	50	50
MOTOR TYPE	THREE PHASE	THREE PHASE	THREE PHASE
COATING	POWDER COATING	POWDER COATING	POWDER COATING
CHAMBER	DOUBLE CHAMBER WITH PEDITION	DOUBLE CHAMBER WITH PEDITION	DOUBLE CHAMBER WITH PEDITION
MACHINE DIMENSION INCH	L-68", W-27", H-53"	L-76", W-30", H-58.5"	CUSTOMIZED
FRONT CHAMBER DIMENSION INCH	16" Dia x 11.0" Dep.	17.6" Dia x 11.0 Dep.	19.6" Dia x 12.5" Dep.
PRICE			

## CRETA POWER 2 IN 1 PULVERIZER WITH CYCLONE


DOUBLE CHAMBER



PATENT NO. : 349060  
DESIGN NO. : 327657-001

CRETA POWER	5 HP
MODEL NO.	AZC502A
GRINDING CAPACITY PER HRS	40 TO 60 KG
AUTOMATION GRADE	AUTOMATIC
MATERIAL	MS BODY
POWER SOURCE	ELECTRIC
VOLTAGE (V)	415
CURRENT (A)	7.5
CORROSION RESISTANCE	YES
POWER CONSUMPTION	5.00KWH
MOTOR SPEED	2880
FREQUENCY (HZ)	50
MOTOR TYPE	THREE PHASE
COATING	POWDER COATING
CHAMBER	DOUBLE CHAMBER
MACHINE DIMENSION INCH	L-36", W-19", H-49.5"
FRONT CHAMBER DIMENSION INCH	12" Dia x 6.5" Depth
CYCLONE MOTOR	0.5 hp & 0.5 hp
CYCLONE DIMENSION INCH	L-22", W-22", H-93"
PRICE	

# 2 IN 1 PULVERIZER



## HEAVY DUTY 2 IN 1 PULVERIZER WITH CYCLONE

DOUBLE CHAMBER



PATENT NO. : 349060  
DESIGN NO. : 327657-001

HEAVY DUTY	7.5 HP	10 HP	15 HP
MODEL NO.	AZC751A	AZC1001A	AZC1501A
GRINDING CAPACITY PER HRS	60 TO 100 KG	70 TO 120 KG	120 TO 160 KG
AUTOMATION GRADE	AUTOMATIC	AUTOMATIC	AUTOMATIC
MATERIAL	MS BODY	MS BODY	MS BODY
POWER SOURCE	ELECTRIC	ELECTRIC	ELECTRIC
VOLTAGE (V)	415	415	415
CURRENT (A)	11	16	22
CORROSION RESISTANCE	YES	YES	YES
POWER CONSUMPTION	7.00KWH	9.00KWH	14.00KWH
MOTOR SPEED	2880	2880	2880
FREQUENCY (HZ)	50	50	50
MOTOR TYPE	THREE PHASE	THREE PHASE	THREE PHASE
COATING	POWDER COATING	POWDER COATING	POWDER COATING
CHAMBER	DOUBLE CHAMBER WITH PEDICTION	DOUBLE CHAMBER WITH PEDICTION	DOUBLE CHAMBER WITH PEDICTION
MACHINE DIMENSION INCH	L-60", W-22", H-49"	L-64", W-22", H-51"	L-68", W-25", H-53"
FRONT CHAMBER DIMENSION INCH	14" Dia x 8.5" Dep.	14" Dia x 8.5" Dep.	16" Dia x 10.5" Dep.
CYCLONE MOTOR	0.5 hp & 1 hp	0.5 hp & 1 hp	0.5 hp & 2 hp
CYCLONE DIMENSION INCH	L-22", W-22", H-93"	L-22", W-22", H-93"	L-30", W-30", H-100"
<b>PRICE</b>			

## HEAVY DUTY 2 IN 1 PULVERIZER WITH CYCLONE

DOUBLE CHAMBER



PATENT NO. : 349060  
DESIGN NO. : 327657-001

HEAVY DUTY	20 HP	30 HP	50 HP
MODEL NO.	AZC2001A	AZC3001A	AZC5001A
GRINDING CAPACITY PER HRS	150 TO 200 KG	250 TO 300 KG	400 TO 450 KG
AUTOMATION GRADE	AUTOMATIC	AUTOMATIC	AUTOMATIC
MATERIAL	MS BODY	MS BODY	MS BODY
POWER SOURCE	ELECTRIC	ELECTRIC	ELECTRIC
VOLTAGE (V)	415	415	415
CURRENT (A)	28	42	75
CORROSION RESISTANCE	YES	YES	YES
POWER CONSUMPTION	17.00KWH	25.00KWH	47.00KWH
MOTOR SPEED	2880	2880	2880
FREQUENCY (HZ)	50	50	50
MOTOR TYPE	THREE PHASE	THREE PHASE	THREE PHASE
COATING	POWDER COATING	POWDER COATING	POWDER COATING
CHAMBER	DOUBLE CHAMBER WITH PEDICTION	DOUBLE CHAMBER WITH PEDICTION	DOUBLE CHAMBER WITH PEDICTION
MACHINE DIMENSION INCH	L-68", W-27", H-53"	L-76", W-30", H-58.5"	CUSTOMIZED
FRONT CHAMBER DIMENSION INCH	16" Dia x 11.0" Dep.	17.6" Dia x 11.0 Dep.	19.6" Dia x 12.5" Dep.
CYCLONE MOTOR	0.5 hp & 2 hp	0.5 hp & 2 hp	1 hp & 3 hp
CYCLONE DIMENSION INCH	L-30", W-30", H-100"	L-30", W-30", H-108"	-
<b>PRICE</b>			

# PULVERIZER WITH GRADER



## HEAVY DUTY PULVERIZER WITH GRADER WITH CYCLONE

DOUBLE CHAMBER



PATENT NO. : 349060  
DESIGN NO. : 327657-001

HEAVY DUTY	5 HP	7.5 HP	10 HP
MODEL NO.	AZAGC502A	AZAGC751A	AZAGC1001A
GRINDING CAPACITY PER HRS	40 TO 60 KG	60 TO 100 KG	70 TO 120 KG
AUTOMATION GRADE	AUTOMATIC	AUTOMATIC	AUTOMATIC
MATERIAL	MS BODY	MS BODY	MS BODY
POWER SOURCE	ELECTRIC	ELECTRIC	ELECTRIC
VOLTAGE (V)	415	415	415
CURRENT (A)	7.5	11	16
CORROSION RESISTANCE	YES	YES	YES
POWER CONSUMPTION	5.00KWH	7.00KWH	9.00KWH
MOTOR SPEED	2880	2880	2880
FREQUENCY (HZ)	50	50	50
MOTOR TYPE	THREE PHASE	THREE PHASE	THREE PHASE
COATING	POWDER COATING	POWDER COATING	POWDER COATING
CHAMBER	DOUBLE CHAMBER	DOUBLE CHAMBER WITH PEDICTION	DOUBLE CHAMBER WITH PEDICTION
MACHINE DIMENSION INCH	L-36", W-19", H-49.5"	L-60", W-22", H-49"	L-64", W-22", H-51"
FRONT CHAMBER DIMENSION INCH	12" Dia x 6.5" Depth	14" Dia x 8.5" Dep.	14" Dia x 8.5" Dep.
CYCLONE MOTOR	0.5 hp & 0.5 hp	0.5 hp & 1 hp	0.5 hp & 1 hp
GRADER WITH CYCLONE DIMENSION	L-70", W-56", H-114"	L-70", W-56", H-114"	L-70", W-56", H-114"
<b>PRICE</b>			

## HEAVY DUTY PULVERIZER WITH GRADER WITH CYCLONE

DOUBLE CHAMBER



PATENT NO. : 349060  
DESIGN NO. : 327657-001

HEAVY DUTY	15 HP	20 HP	30 HP
MODEL NO.	AZAGC1501A	AZAGC2001A	AZAGC3001A
GRINDING CAPACITY PER HRS	120 TO 160 KG	150 TO 200 KG	250 TO 300 KG
AUTOMATION GRADE	AUTOMATIC	AUTOMATIC	AUTOMATIC
MATERIAL	MS BODY	MS BODY	MS BODY
POWER SOURCE	ELECTRIC	ELECTRIC	ELECTRIC
VOLTAGE (V)	415	415	415
CURRENT (A)	22	28	42
CORROSION RESISTANCE	YES	YES	YES
POWER CONSUMPTION	14.00KWH	17.00KWH	25.00KWH
MOTOR SPEED	2880	2880	2880
FREQUENCY (HZ)	50	50	50
MOTOR TYPE	THREE PHASE	THREE PHASE	THREE PHASE
COATING	POWDER COATING	POWDER COATING	POWDER COATING
CHAMBER	DOUBLE CHAMBER WITH PEDICTION	DOUBLE CHAMBER WITH PEDICTION	DOUBLE CHAMBER WITH PEDICTION
MACHINE DIMENSION INCH	L-68", W-25", H-53"	L-68", W-27", H-53"	L-76", W-30", H-58.5"
FRONT CHAMBER DIMENSION INCH	16" Dia x 10.5" Dep.	16" Dia x 11.0" Dep.	17.6" Dia x 11.0 Dep.
CYCLONE MOTOR	0.5 hp & 2 hp	0.5 hp & 2 hp	0.5 hp & 2 hp
GRADER WITH CYCLONE DIMENSION	L-72.5", W-56", H-117"	L-72.5", W-56", H-117"	L-72.5", W-56", H-119"
<b>PRICE</b>			

# MASALA PULVERIZER



## MASALA PULVERIZER WITHOUT CYCLONE 3HP, 5HP



\* Depends on material & sieve size

MASALA MACHINE	3 HP	5 HP
MODEL NO.	AM302	AM502
GRINDING CAPACITY PER HRS	30 TO 35 KG*	50 TO 60 KG*
AUTOMATION GRADE	SEMI AUTOMATIC	SEMI AUTOMATIC
MATERIAL	MS BODY	MS BODY
POWER SOURCE	ELECTRIC	ELECTRIC
VOLTAGE (V)	415	415
CURRENT (A)	4.5	7.5
CORROSION RESISTANCE	YES	YES
POWER CONSUMPTION	2.50KWH	4.00KWH
MOTOR RPM	1440	1440
BEATER (CUTTER) RPM	3840	3840
FREQUENCY (HZ)	50	50
MOTOR TYPE	THREE PHASE	THREE PHASE
COATING	POWDER COATING	POWDER COATING
CHAMBER	DOUBLE CHAMBER	DOUBLE CHAMBER
MACHINE DIMENSION INCH	L-51", W-20", H-44"	L-54", W-20", H-46"
F CHAMBER DIMENSION INCH	10" Dia x 5" Depth	10" Dia x 6.5" Depth
<b>PRICE</b>		

## MASALA PULVERIZER WITH CYCLONE 3HP, 5HP, 7.5HP

DOUBLE CHAMBER



\* Depends on material & sieve size

MASALA MACHINE WITH CYCLONE	3 HP	5 HP	7.5 HP
MODEL NO.	AMC302	AMC502	AMC752
GRINDING CAPACITY PER HRS	30 TO 35 KG*	50 TO 60 KG*	60 TO 80 KG*
AUTOMATION GRADE	SEMI AUTOMATIC	SEMI AUTOMATIC	SEMI AUTOMATIC
MATERIAL	MS BODY	MS BODY	MS BODY
POWER SOURCE	ELECTRIC	ELECTRIC	ELECTRIC
VOLTAGE (V)	415	415	415
CURRENT (A)	4.5	7.5	11
CORROSION RESISTANCE	YES	YES	YES
POWER CONSUMPTION	3.50KWH	5.00KWH	8.00KWH
MOTOR RPM	1440	1440	1440
BEATER (CUTTER) RPM	3840	3840	3840
FREQUENCY (HZ)	50	50	50
MOTOR TYPE	THREE PHASE	THREE PHASE	THREE PHASE
COATING	POWDER COATING	POWDER COATING	POWDER COATING
CHAMBER	DOUBLE CHAMBER	DOUBLE CHAMBER	DOUBLE CHAMBER
MACHINE DIMENSION INCH	L-51", W-20", H-44"	L-55.5", W-20", H-46"	L-57", W-22", H-48"
FRONT CHAMBER DIMENSION INCH	10" Dia x 5.00" Depth	10" Dia x 6.5" Depth	12" Dia x 6.5" Depth
CYCLONE DIMENSION INCH	L-22", W-22", H-93"	L-22", W-22", H-93"	L-30", W-30", H-100"
CYCLONE MOTOR	0.5 & 1 HP	0.5 & 1 HP	0.5 & 1 HP
<b>PRICE</b>			



# MASALA PULVERIZER



## MASALA PULVERIZER WITH CYCLONE 10HP & 20HP

DOUBLE CHAMBER



\* Depends on material & sieve size

MASALA MACHINE WITH CYCLONE	10 HP	20 HP
MODEL NO.	AMC1002	AMC2002
GRINDING CAPACITY PER HRS	80 TO 100 KG*	150 TO 190 KG*
AUTOMATION GRADE	SEMI AUTOMATIC	SEMI AUTOMATIC
MATERIAL	MS BODY	MS BODY
POWER SOURCE	ELECTRIC	ELECTRIC
VOLTAGE (V)	415	415
CURRENT (A)	16	28
CORROSION RESISTANCE	YES	YES
POWER CONSUMPTION	9.50KWH	17.00KWH
MOTOR RPM	1440	1440
BEATER (CUTTER) RPM	3840	3840
FREQUENCY (HZ)	50	50
MOTOR TYPE	THREE PHASE	THREE PHASE
COATING	POWDER COATING	POWDER COATING
CHAMBER	DOUBLE CHAMBER	DOUBLE CHAMBER
MACHINE DIMENSION INCH	L-63", W-24", H-50.6"	L-71", W-25", H-55"
FRONT CHAMBER DIMENSION INCH	14" Dia x 8.5" Depth	16" Dia x 10.5" Depth
CYCLONE DIMENSION INCH	L-30", W-30", H-100"	L-30", W-30", H-108"
CYCLONE MOTOR	0.5 & 2 HP	0.5 & 3 HP
PRICE		

## MASALA PULVERIZER WITH GRADER 3HP to 30HP



\* Depends on material & sieve size

# SUGAR GRINDING MACHINE



## SUGAR MACHINE WITH CYCLONE 3HP, 5HP, 10HP



SUGAR  
GRINDING



\* Depends on material & sieve size

SUGAR MACHINE	3HP + 2HP CYCLONE	5HP + 3HP CYCLONE	10HP + 5HP CYCLONE
MODEL NO.	AZSC301	AZSC501	AZSC1001
GRINDING CAPACITY PER HRS	100 TO 200 KG*	300 TO 500 KG*	600 TO 1000 KG*
AUTOMATION GRADE	SEMI AUTOMATIC	SEMI AUTOMATIC	SEMI AUTOMATIC
MATERIAL	MS BODY	MS BODY	MS BODY
POWER SOURCE	ELECTRIC	ELECTRIC	ELECTRIC
VOLTAGE (V)	415	415	415
CURRENT (A)	5	7.5	16
CORROSION RESISTANCE	YES	YES	YES
POWER CONSUMPTION	2.50KWH	3.75KWH	9.50KWH
MOTOR RPM	1440	1440	1440
BEATER (CUTTER) RPM	4320	4320	4320
FREQUENCY (HZ)	50	50	50
MOTOR TYPE	THREE PHASE	THREE PHASE	THREE PHASE
COATING	POWDER COATING	POWDER COATING	POWDER COATING
CHAMBER	SINGLE CHAMBER	SINGLE CHAMBER	SINGLE CHAMBER
MACHINE DIMENSION INCH	L-43", W-22", H-50"	L-50", W-24", H-56"	L-56", W-27", H-55"
CHAMBER DIMENSION INCH	10" Dia x 6.5" Depth	12" Dia x 6.5" Depth	CUSTOMIZED
CYCLONE DIMENSION INCH	CUSTOMIZED	L-37.5", W-52", H-103"	L-37.5", W-52", H-103"
CYCLONE MOTOR	2 HP	3 HP	5 HP
PRICE			

## 2 IN 1 RICE MILL MACHINE 3HP & 5HP



RICE MILL MACHINE	3 HP	5 HP
MODEL NO.	ARM312	ARM532
GRINDING CAPACITY (RICE) PER HRS	80 TO 90 KG*	120 TO 140 KG*
WHEAT GRINDING CAPACITY PER HRS	15 TO 18 KG*	22 TO 25 KG*
AUTOMATION GRADE	SEMI AUTOMATIC	SEMI AUTOMATIC
MATERIAL	MS BODY	MS BODY
POWER SOURCE	ELECTRIC	ELECTRIC
VOLTAGE (V)	230	415
CURRENT (A)	14	7.5
CORROSION RESISTANCE	YES	YES
POWER CONSUMPTION	2.40KWH	3.20KWH
MOTOR RPM	2880	2880
FREQUENCY (HZ)	50	50
MOTOR TYPE	SINGLE PHASE	THREE PHASE
COATING	POWDER COATING	POWDER COATING
CHAMBER	DOUBLE CHAMBER	DOUBLE CHAMBER
MACHINE DIMENSION INCH	L-72", W-24", H-44"	L-83", W-25", H-52"
FRONT CHAMBER DIMENSION INCH	9.75" Dia x 5" Depth	11.8" Dia x 6.18" Depth
PRICE		

# DAL MILL MACHINE



## DAL MILL MACHINE

### 2HP (AZDM204)



DAL MILL MACHINE	2 HP
MODEL NO.	AZDM204
GRINDING CAPACITY PER HRS.	40 TO 50 KG
AUTOMATION GRADE	SEMI AUTOMATIC
MATERIAL	MS BODY
POWER SOURCE	ELECTRIC
VOLTAGE (V)	220
CURRENT (A)	8
CORROSION RESISTANCE	YES
POWER CONSUMPTION	1.30KWH
MAIN MOTOR RPM (2HP)	1440
BLOWER MOTOR RPM (1HP)	1440
FREQUENCY (HZ)	50
MOTOR TYPE	SINGLE PHASE
COATING	POWDER COATING
JALI NO. (SET)	1, 2, 3, 4
MACHINE DIMENSION INCH	L-48", W-21", H-53"

## DAL MILL MACHINE

### 3HP (AZDM304)



DAL MILL MACHINE	3 HP
MODEL NO.	AZDM304
GRINDING CAPACITY PER HRS.	80 TO 100 KG
AUTOMATION GRADE	SEMI AUTOMATIC
MATERIAL	MS BODY
POWER SOURCE	ELECTRIC
VOLTAGE (V)	220
CURRENT (A)	11
CORROSION RESISTANCE	YES
POWER CONSUMPTION	2.30KWH
MAIN MOTOR RPM (2HP)	1440
BLOWER MOTOR RPM (1HP)	1440
FREQUENCY (HZ)	50
MOTOR TYPE	SINGLE PHASE
COATING	POWDER COATING
JALI NO. (SET)	1, 2, 3, 4
MACHINE DIMENSION INCH	L-62.5", W-35", H-60"



## WHEAT GRADING MACHINE

4" x 3"

**Model No. :** WG431

**Motor Capacity :** 1HP Three Phase

**Capacity :** 350 to 400 kg/hrs Powder Filter

**Machine Dimension :** L-78", W-39", H-76"

**No Labor Require to Operate This Machine**

Users can clean and sort (width, thickness, length)

any types of grains Like wheat, millet, sorghum & all kind of grain.



**PRICE :**

## MASALA GRADER - AMG05N



**Motor Capacity :** 0.5 HP

**Sieve Mesh Size :** 20 or 30 Mesh

**Machine Dimension :** L-55", W-22.5", H-25"

**Suitable For**

Coriander Powder, Cumin Powder, Turmeric Powder

**No Labor Require to Operate This Machine**

**PRICE :**

## PACKING MACHINE



<b>Model No.</b>	<b>PM820</b>
<b>Machine Structure</b>	MS Powder Coating
<b>Machine Size (inch)</b>	L-42", W-16", H-39"
<b>Sealing Size</b>	12mm
<b>Max. Adjustment Height</b>	22"
<b>Min. Adjustment Height</b>	8"
<b>Voltage (V/Hz)</b>	AC 220/50 110/60

**PRICE :**

# DALIYA MACHINE



## DALIYA MACHINE 3HP & 5HP



DALIYA MACHINE	3 HP	5 HP
MODEL NO.	ADMG303	ADMG503
GRINDING CAPACITY (RICE) PER HRS	80 TO 150 KG*	140 TO 200 KG*
AUTOMATION GRADE	SEMI AUTOMATIC	SEMI AUTOMATIC
MATERIAL	MS BODY	MS BODY
POWER SOURCE	ELECTRIC	ELECTRIC
VOLTAGE (V)	415	415
CURRENT (A)	4.5	7.5
CORROSION RESISTANCE	YES	YES
POWER CONSUMPTION	2.61KWH	4.29KWH
MOTOR RPM	1440	1440
FREQUENCY (HZ)	50	50
MOTOR TYPE	THREE PHASE	THREE PHASE
MOTOR CAPACITY	3HP + 0.5HP (GRADER) + 0.5HP (BLOWER)	5HP + 0.5HP (GRADER) + 0.5HP (BLOWER)
COATING	POWDER COATING	POWDER COATING
CHAMBER	SINGLE CHAMBER	SINGLE CHAMBER
MACHINE DIMENSION INCH	L-50", W-33", H-59"	L-82", W-40", H-66"
FRONT CHAMBER DIMENSION INCH	10" Dia x 6" Depth	12" Dia x 6" Depth
<b>PRICE</b>		

DALIYA MACHINE	7.5 HP	10 HP	20 HP
MODEL NO.	ADMG753	ADMG1003	ADMG2003
GRINDING CAPACITY (RICE) PER HRS	230 TO 310 KG*	350 TO 600 KG*	800 TO 1000 KG*
AUTOMATION GRADE	SEMI AUTOMATIC	SEMI AUTOMATIC	SEMI AUTOMATIC
MATERIAL	MS BODY	MS BODY	MS BODY
POWER SOURCE	ELECTRIC	ELECTRIC	ELECTRIC
VOLTAGE (V)	415	415	415
CURRENT (A)	11.0	16	28.0
CORROSION RESISTANCE	YES	YES	YES
POWER CONSUMPTION	6.27KWH	8.46KWH	15.56KWH
MOTOR RPM	1440	1440	1440
FREQUENCY (HZ)	50	50	50
MOTOR TYPE	THREE PHASE	THREE PHASE	THREE PHASE
MOTOR CAPACITY	7.5HP + 0.5HP (GRADER) + 0.5HP (BLOWER)	10HP + 0.5HP (GRADER) + 0.5HP (BLOWER)	20HP + 0.5HP (GRADER) + 0.5HP (BLOWER)
COATING	POWDER COATING	POWDER COATING	POWDER COATING
CHAMBER	SINGLE CHAMBER	SINGLE CHAMBER	SINGLE CHAMBER
MACHINE DIMENSION INCH	L-120", W-33", H-69"	L-120", W-33", H-80"	L-140", W-40", H-85"
FRONT CHAMBER DIMENSION INCH	14" Dia x 7" Depth	16" Dia x 10" Depth	18" Dia x 10" Depth
<b>PRICE</b>			



## VIBRO MACHINE

24", 36", 48"



SIEVE DIMENSION	24" Dia	36" Dia	48" Dia
MOTOR CAPACITY	0.5 HP	1 HP	1.5 HP
MOTOR RPM	1440 RPM	1440 RPM	1440 RPM
MOTOR TYPE	3 PHASE	3 PHASE	3 PHASE
PRICE			
MESH 40 OR 50 SIEVE			
<b>1 SIEVE PROVIDE</b>			

## MASALA MIXING MACHINE



**MOTOR CAPACITY : 1.5 HP**  
**MOTOR TYPE : 3 PHASE**  
**MACHINE DIMENSION : L-54" W-25" H-44"**  
**MACHINE WEIGHT : 190 KGS.**  
**CAPACITY : 50 KG**

**PRICE :**

## ROASTER MACHINE



**MOTOR CAPACITY : 2 HP**  
**MOTOR TYPE : 3 PHASE**  
**MACHINE DIMENSION : L-36" H-37" W-40"**  
**MACHINE WEIGHT : 130 KGS.**

**PRICE :**

# COFFEE ROASTER MACHINE




500gm to 25kg Per Batch



## Technical Specifications

<b>Model</b>	ARST-3
<b>Batch Capacity</b>	3kgs per Batch
<b>Dimensions</b>	L-1770mm, W-1280mm, H-1260mm
<b>Roasting Time</b>	12 Minutes to 20 Minutes
<b>Cooling Time</b>	5 Minutes
<b>Per Hours Capacity</b>	6 kg to 9 kg
<b>Daily Capacity (For 8 Hours)</b>	64 kg / Daily Dark Roast - 48 kg
<b>Power Consumption</b>	0.50 KW per hrs.
<b>Colour</b>	Customize
<b>Weight</b>	226 kg Approx
<b>Voltage</b>	220 V - 50Hz / 60Hz
<b>Heating System</b>	LPG / Natural Gas
<b>Consumption of Gas</b>	1.98 m3 (LPG) & 2.86 m3 (Natural Gas) 1.386 kg / 2.37 kg
<b>Type of Roasting</b>	Convection & Conduction Roasting
<b>Number of Motors</b>	4 Motors
<b>Body Type</b>	Stainless Steel, MS

# FULLY STONELESS PLANT - 500KG



# FULLY STONELESS PLANT - 800KG






# FULLY STONELESS PLANT - 1200KG





# FULLY STONELESS PLANT - 2000KG



# FULLY STONELESS CUSTOMIZED PLANT



# OUR VALUABLE CLIENTS



FOLLOW US ON SOCIAL MEDIA



**AATOMIZE**<sup>®</sup>  
NEVER COMPROMISE

## AATOMIZE MANUFACTURING PVT. LTD.

Shapar (Veraval), Rajkot - 360024, Gujarat (India).

**For Inquiry : +91 87390 87390**

**E-Mail : info@aatomize.com**

**Web : www.aatomize.com**

Download Brochure



Get in Touch With Us