


SK Glass Machines (India) Pvt Ltd has established itself as a powerful leader in the manufacturing and exporting of highly advanced, specialized glass processing machinery based in India. With the strong conception of quality, technology, innovation and customer service. Combining extensive knowledge in the design and manufacture of glass working machines with state of the art, forward thinking and precision focused glass machinery manufacturing technologies.

SK Glass Machines (India) Pvt Ltd has successfully manufactured and installed more than 1500 machineries in India as well as exported to 13 other countries. In addition to sale all over India, we have export sales and support to many diverse clients located all over the world including: Oman, South Africa, Kenya, Dubai, Cameroon Malaysia , Venezuela, Iran, Pakistan, Sri Lanka, Mauritius, Nepal and many more.

SK Glass Machines (India) is the current market leader in India offering specialized glass pre processing machinery & handling equipments with wide range of tools and accessories to serve our clients best. Due to our consistent quality products, we've had the privilege to serve major glass processors in India such as Asahi India ,GSC group, Saint Gobain, Impact Safety, HNG Glass, TPRS, Borosil and many more.

S.K. GLASS MACHINES (INDIA) PVT. LTD.



For OG, Double OG, Triple OG, Pencil Edge & Other Profiles

Model - SKR-121

Four Spindles



Model - SKR-2222

Eight Spindles




SKR-121 is a 4-spindle machine designed for processing of Flat glass for profile edges. 4 spindle machine with 2 independent glass wheels for diamond cutting and 2 BD wheels for polishing. Another variant is available with 8 spindles, SKR-2222. This machine provides high quality polishing in all profiles.


	SKR-121	SKR-2222
	.8 - 3 m/min	.8 - 3 m/min
	3 - 25mm	3 - 25mm
	6" x 6"	6" x 6"
	11 Kw	15 Kw
	2000 kg	3000 kg

Heavy Duty Glass Washing Machine

Model - SKW-2500



SKW Glass Washing Machine is designed keeping in view the requirements of tempering and laminating lines for purpose of perfect glass washing. All mechanical systems are very easy to maintain with the help of lifting controls of top brushes and air knives. All parts in contact with water are made of high quality stainless steel to prevent rusting.

MODEL					
SKW-1250(S)	1-8 m/min	2-8 mm	10 Kw	100	3450x1500x1000 (L x W x H)
SKW-1500(S)	1-5 m/min	3-25 mm	15 Kw	250	3900x2450x1500 (L x W x H)
SKW-2500(S)	1-5 m/min	3-25 mm	20 Kw	350	5500x3400x2000 (L x W x H)
SKW-1500	1-5 m/min	3-25 mm	20 Kw	250	3900x2450x2850 (L x W x H)
SKW-2500	1-5 m/min	3-25 mm	28 Kw	350	6500x3400x2850 (L x W x H)




Model - SKW-1250 (S)



Model - SKW-2500 (S)



Double Head Horizontal Glass Drilling Machine



Product Highlights :


- ◆ Maximum hole center distance (Ranging from 22" to 48")
- ◆ Aluminum drilling table base.
- ◆ The machine is operated with two oppositely aligned spindles.
- ◆ The velocity modulation for the drilling motor has three adjustment levels.
- ◆ The machine has high drilling precision, repeatability and efficiency.

It can be installed with double edger, washing machine and other processing machine.


- ◆ Core drill water supply.
- ◆ Automatic lower drilling, and optional manual or automatic upper drilling.
- ◆ Automatic cycle: operation of both drilling units.
- ◆ Pneumatic Clamping of glass.
- ◆ Water Circulation Tank.
- ◆ Tank with water pump for closed circuit cooling.

	SKD-22	SKD-36	SKD-48
	3 - 150mm	3 - 150mm	3 - 150mm
	3-25 mm	3-25 mm	3-25 mm
	3.5 Kw	3.5 Kw	3.5 Kw
	600 Kg	800 Kg	1000 Kg
	1200x1350x1800 (L x W x H)	2000x1900x1500 (L x W x H)	2000x1400x2500 (L x W x H)
Option	Semi	Semi / Fully	Semi / Fully

**Specially Designed for Solar
and Automotive Glass.**



Straight Line Multi Angle Glass Edging Machine



Model - SKE-09A



	SKE-09 A
	.8 - 3 m/min
	3 - 25mm
	6" x 6"
	Flat with Arris
	45°
	18 Kw
	3200 kg
	6500x1200x2500 (L x W x H)

Product Highlights :

- ◆ SKE-09A is a 9-spindle robust machine designed for processing of flat glass polishing of highest quality.
- ◆ The machine is capable of polishing and arris of 45 degree both ends of glass.
- ◆ 9 spindle machine with 5 independent glass wheels with 2 wheels for front arris and 2 wheels for back arris.



Glass Breaking Table

Model - SKBT



Jumbo & Half Jumbo


Rotating Table For Moving Trolley to Autoclave

Model - SKRT-2500-LAMI



Straight Line Glass Edging Machine

(Pneumatic Polishing System)



Model - SKE-09








SKE-09P

SKE-09A

SKE-09A/P

SKE-10

SKE-10P

	SKE-09 P
	.8 - 3 m/min
	3 - 25mm
	6" x 6"
	Flat with Arris
	18 Kw
	3200 kg
	6500x1000x2500 (L x W x H)

Product Highlights :


- ◆ SKE-09P is a 9-spindle robust machine designed for processing of flat glass polishing of highest quality.
- ◆ The machine is capable of polishing and arris of 45 degree both ends of glass.
- ◆ Heavy duty base made of cast iron to improve rigidity and reduce vibrations while loading large sized glass.
- ◆ Conveying system on both loading and unloading sides adopt timing belt transmission to improve stability.
- ◆ Speed adjustment can be done with a stepless variator gearbox motor.
- ◆ Stainless steel fabrication for all water contacted parts.
- ◆ Conveying pads are specially designed made of high absorbing plastic material and assembled together to handle various glass sizes.
- ◆ Special motors spindles for operation of glass processing wheel and load handling ability.
- ◆ The entry arm is equipped with gear reduction box enabling the operator to raise or lower the height of the loading arm.
- ◆ Electrical parts of Schneider Electric France, Omron, Siemens, Telemecanique are used in the control panel.

Glass Bending Continuous Oven



Specially Designed For All Kind OF Buses & Commercial Vehicles

This machine is designed specifically to process glass for big buses like Volvo, Ashok Leyland, Tata, Marcopolo & Mercedes. The machine comes with adjustable suspended elements for bending curvatures at the extreme ends of the glass.



Available in following variants :

- 1. For heavy commercial vehicles.**
- 2. For light commercial vehicles.**
- 3. For Volvo Buses**

SK Glass Machines now offers high quality, flexible and cost-effective production opportunities to manufacturers of windscreens for passenger vehicles. The heating elements in the bending section is designed to ensure precise control of the bending process

Straight Line Glass Beveling Machine






Model - SKB-09



Glass Straight Line Beveling Machine
(Nine Spindles)

SKB Straight-line Beveling Machine Series is one of our major products that is used to bevel the edge of the glass at a certain degree with the help of grinding wheels and which is further polished by spiral felt wheels.

This machine is designed for grinding and polishing a bevel edge, with bottom edge of glass with different size and thickness. When glass passes through the wheels vertically, certain inclined angle of straight glass edge is removed and crystal clear satin bevel finish is obtained.

	SKB-09
	.4 -2 m/min
	3 - 25mm
	18 kw
	3000 Kg
	3° - 35°
	40 mm
	6500x1500x2300 (L x W x H)

Shape Glass Bevelling Machine

www.skglassmachines.com



	SKS-151
	3 - 25mm
	150 - 2500mm
	4 Kw
	600 Kg
	3°-30°
	2500x2500x1800 (L x W x H)

For OG, Double OG, Triple OG, Pencil Edge & Beveling

LPG Fired Kiln

1 kw

power
(single phase)


	WORKING AREA
SKK-1521	1500 x 2140 mm
SKK-1527	1500 x 2700 mm
SKK-2436	2400 x 3600 mm



For bending, fusing, slumping, bowl & wash basin

Double Cross Wet Belt Grinding Machine


Model - SKDC



For Automotive Wind Shield & Tempering Quality Edge Grinding

Glass Diamond Wheel Grinding Machine


Model - SKDS



Model - SKTCH

SKTCH-TRIPPLE CROSS BELT

Heavy Duty Triple Cross Wet Belt Edge Grinding Machine (CE Standard)
most Suitable, convenient to process large size of Architectural
glasses for Tempering Edge Quality



Heavy Duty Triple Cross Wet Belt Edge Grinding Machine most suitable, convenient
to process large size of architectural glasses for tempering edge quality

Vacuum Suction Hanger





Double Edger Loader



Break Out Table



Multi Function Manual Cutting Table



Glass Automatic Loader



SKL 3727-D4

Double side four station automatic loader



Rotation L rack



SKTCH-TRIPPLE CROSS BELT

Heavy Duty Triple Cross Wet Belt Edge Grinding Machine (CE Standard)
most Suitable, convenient to process large size of Architectural
glasses for Tempering Edge Quality



Model - SKDC



DOUBLE CROSS BELT

Double Cross Wet Belt Grinding Machine specially for Automotive Wind Shield & Tempering
Quality Edge Grinding

GLASS DIAMOND WHEEL GRINDING MACHINE

Model - SKDS

