



# CK INDUSTRIES

King of Paper Disposable Machinery

## WELL COME

**CK Industries** छोटे व्यवसाय समाधानों के लिए सबसे पुराने और भरोसेमंद कंपनी में से एक है। 2011 में स्थापित, हमारा उद्देश्य पूरे भारत में डिस्पोजेबल पेपर उत्पादों में अधिक उद्यमियों और व्यावसायिक अवसरों का निर्माण करना है। हम सभी प्रकार के डिस्पोजेबल पेपर उत्पाद मशीनरी का निर्माण कर रहे हैं, कच्चे माल के आपूर्तिकर्ता और निर्यातक भी हैं। हम अपने ग्राहकों को शहर और राज्य के अनुसार तकनीकी सहायता, मार्केटिंग मार्गदर्शन और मौसमी बिक्री रणनीति प्रदान करके उनके व्यवसाय को सभी अपेक्षाओं के अनुरूप विकसित करने में सहायता करते हैं।

क्या आप स्वयं लघु उद्योग के बारे में सोच रहे हो?  
तो एक ही विकल्प CK Industries.



### Our Website



<https://www.ckengineering.co.in>

<https://www.ckindustries.co.in>

<https://www.jencyenterprise.co.in>

<https://www.ckpaperdish.com>




A/32-33, Maruti Industrial Estate, Beside Daksheshwar  
Mahadev Temple, Pandesara, Surat, Gujarat.

9909775046 / 8469789298

1

## Hand Press Machine (H Type) Model No :- (CK-H2N / H5N)




### Machine Specifications

- **PRODUCTION SPEED :-**
  - Any Production Per Min – 10 Pcs/min.  
(Depends on Labour working Speed)
- **MAKE PRODUCTS :-**
  - (Regular / Diamond) Dona & Chilla - 4" to 9"
  - (Regular / Diamond / Partition) Thali - 10" to 12"
  - Manual Wrinkle Plate - 6" to 12"
- **SIZE OF PRODUCT :-** Depends on machine number
- **RAW MATERIAL :-** 80 GSM To 900 GSM (Sheet Form)
- **REQUIRED POWER :-** Single Phase
- **POWER CONSUMPTION :-** 0.25 Unit / Hr (Approx)
- **WEIGHT :-** 50 - 250Kg (Depends your machine number)
- **MACHINE DIMENSION :-** Depend your machine number
- **WORKING SPACE :-** 50 Sq.ft
- **Die Charge will be Extra**

2

## Semi-Automatic Single Die Dona Machine Model No :- (CK-01SM)



### Machine Specifications

- **PRODUCTION :-**
  - Regular Dona & Chilla – 24 pcs/min
- **MAKE PRODUCTS :-**
  - Regular Dona & Chilla – 4" to 6"
- **SIZE OF PRODUCT :-** 4" Inch To 6" Inch
- **RAW MATERIAL :-** 80 GSM To 140 GSM (Sheet Form)
- **REQUIRED POWER :-** Single Phase
- **MOTOR REQUIRED POWER :-** 0.5 Hp
- **POWER CONSUMPTION :-** 1 Unit / Hr. (Approx.)
- **MACHINE WEIGHT :-** 180 Kg
- **WORKING SPACE :-** 100 Sq.ft
- **With Machine:-** Plain Dona Die :- 6" (2 nos)



A/32-33, Maruti Industrial Estate, Beside Daksheshwar  
Mahadev Temple, Pandesara, Surat, Gujarat.

9909775046 / 8469789298

3

## Fully Automatic Single Die Dona Machine Model No :- (CK-01DM)



### Machine Specifications

- **PRODUCTION SPEED :-**
  - Dona & Chilla Plate - 20 Pcs/min
  - Thali - 17 Pcs/min
- **MAKE PRODUCTS :-**
  - Regular - Dona - 4" to 8"
  - Regular - Chilla Plate - 6" to 9"
  - Regular - Thali - 10" to 13"
- **SIZE OF PRODUCT :- 4" Inch To 13" Inch**
- **RAW MATERIAL :- 80 GSM To 140 GSM (Roll Form)**
- **REQUIRED POWER :- Single Phase**
- **MOTOR REQUIRED POWER :- 1 HP**
- **POWER CONSUMPTION :- 1 Unit / Hr (Approx)**
- **WEIGHT :- 250 Kg**
- **MACHINE DIMENSION :- L- 56", W- 32", H- 67"**
- **WORKING SPACE :- 300 Sq.ft**
- **WITH MACHINE :- Plain Dona - 6" (1 nos)**

4

## Fully Automatic Single Die Thali Machine Model No :- (CK-01TM)



### Machine Specifications

- **PRODUCTION SPEED :-**
  - Thali - 17 Pcs/min
  - Dona & Chilla Plate - 20 Pcs/min
- **MAKE PRODUCTS :-**
  - Regular - Dona - 4" to 8"
  - Regular - Chilla Plate - 6" to 9"
  - Regular - Thali - 10" to 13"
- **SIZE OF PRODUCT :- 4" Inch To 13" Inch**
- **RAW MATERIAL :- 80 GSM To 140 GSM (Roll Form)**
- **REQUIRED POWER :- Single Phase**
- **MOTOR REQUIRED POWER :- 1 HP**
- **POWER CONSUMPTION :- 1 Unit / Hr (Approx)**
- **WEIGHT :- 280 Kg**
- **MACHINE DIMENSION :- L- 56", W- 32", H- 67"**
- **WORKING SPACE :- 300 Sq.ft**
- **WITH MACHINE :- Plain Thali - 13" (1 nos)**



A/32-33, Maruti Industrial Estate, Beside Daksheshwar  
Mahadev Temple, Pandesara, Surat, Gujarat.

9909775046 / 8469789298

5

## Fully Automatic Double Die Dona Machine Model No :- (CK-02DM)



### Machine Specifications

- **PRODUCTION SPEED :-**
  - Dona & Chilla Plate – 40 Pcs/min
  - Thali - 34 Pcs/min
- **MAKE PRODUCTS :-**
  - Regular - Dona - 4" to 8"
  - Regular - Chilla Plate - 6" to 9"
  - Regular - Thali - 10" to 13"
- **SIZE OF PRODUCT :- 4" Inch To 13" Inch**
- **RAW MATERIAL :- 80 GSM To 140 GSM (Roll Form)**
- **REQUIRED POWER :- Single Phase**
- **MOTOR REQUIRED POWER :- 1 HP**
- **POWER CONSUMPTION :- 2 Unit / Hr (Approx)**
- **WEIGHT :- 350 Kg**
- **MACHINE DIMENSION :- L- 56", W- 32", H- 67"**
- **WITH MACHINE :- Plain Dona – 6" (2 nos)**

6

## Fully Automatic Double Die Dona & Thali Machine Model No :- (CK-02DTM)



### Machine Specifications

- **PRODUCTION SPEED :-**
  - Thali - 34 Pcs/min
  - Dona & Chilla Plate – 40 Pcs/min
- **MAKE PRODUCTS :-**
  - Regular - Dona - 4" to 8"
  - Regular - Chilla Plate - 6" to 9"
  - Regular - Thali - 10" to 13"
- **SIZE OF PRODUCT :- 4" Inch To 13" Inch**
- **RAW MATERIAL :- 80 GSM To 140 GSM (Roll Form)**
- **REQUIRED POWER :- Single Phase**
- **MOTOR REQUIRED POWER :- 1 HP**
- **POWER CONSUMPTION :- 2 Unit / Hr (Approx)**
- **WEIGHT :- 380 Kg**
- **MACHINE DIMENSION :- L- 56", W- 32", H- 67"**
- **WORKING SPACE :- 300 Sq.ft**
- **WITH MACHINE :- Plain Thali – 13" (2 nos)**



A/32-33, Maruti Industrial Estate, Beside Daksheshwar  
Mahadev Temple, Pandesara, Surat, Gujarat.

9909775046 / 8469789298

7

## Hydraulic Fully Automatic 1 Cylinder 6 Roll Machine Model No :- (CK-01HA)



### Machine Specifications

- **PRODUCTION :-** (Depend on GSM)
  - (Regular / Diamond) Dona - 40 pcs/min
  - (Regular/ Diamond) Thali-
    - 80 GSM (6 Roll) - 36pcs/min
    - 100-140GSM (4 Roll) - 28pcs/min
  - Manual Wrinkle Plate - 40pcs/min
- **MAKE PRODUCTS :-**
  - (Regular / Diamond) Dona & Chilla - 4" to 9"
  - (Regular / Diamond / Partition) Thali - 10" to 14"
  - Manual Wrinkle Plate - 6" to 14"
- **SIZE OF PRODUCT :-** 4" Inch To 14" Inch
- **RAW MATERIAL :-** 80 GSM To 1100 GSM  
(Roll Form & Circle Form)
- **REQUIRED POWER :-** Single Phase
- **MOTOR REQUIRED POWER :-** 2 HP
- **POWER CONSUMPTION :-** 2.5 Unit / Hr (Approx)
- **WEIGHT :-** 700 Kg
- **MACHINE DIMENSION :-** L- 88", W - 31", H - 54 " (8 ft.)
- **WORKING SPACE :-** 400 Sq.ft
- **WITH MACHINE :-** Plain Dona - 6" (2 nos)  
Plain Thali - 13" (1 nos)

8

## Hydraulic Fully Automatic 3 Cylinder 8 Roll Machine Model No :- (CK-01HT)



### Machine Specifications

- **PRODUCTION :-** (Depend on GSM)
  - Automatic Wrinkle Plate
    - 80-100GSM (10 Roll) - 60pcs/min
    - 120-140GSM (8 Roll) - 48pcs/min
    - 150-180GSM (6 Roll) - 36pcs/min
    - (Regular / Diamond) Dona - 24 pcs/min
    - (Regular/ Diamond) Thali - 28 pcs/min
- **MAKE PRODUCTS :-**
  - (Regular / Diamond) Dona & Chilla - 4" to 9"
  - (Regular / Diamond / Partition) Thali - 10" to 14"
  - Automatic Wrinkle Plate - 6" to 9"
- **SIZE OF PRODUCT :-** 4" Inch To 14" Inch
- **RAW MATERIAL :-** 80 GSM To 1100 GSM (Roll Form & Circle Form)
- **REQUIRED POWER :-** Single Phase
- **MOTOR REQUIRED POWER :-** 2 HP
- **POWER CONSUMPTION :-** 3 Unit / Hr (Approx)
- **WEIGHT :-** 800 Kg
- **MACHINE DIMENSION :-** L- 88", W - 31", H - 54 " (8 ft.)
- **WORKING SPACE :-** 400 Sq.ft
- **WITH MACHINE :-** Auto Wrinkle - 7" (1 nos)



A/32-33, Maruti Industrial Estate, Beside Daksheshwar  
Mahadev Temple, Pandesara, Surat, Gujarat.

9909775046 / 8469789298

9

## Fully Automatic Hydraulic 4 Die Dona Machine Model No :- (CK-04DM)




### Machine Specifications

- **PRODUCTION :-** (Depend on GSM)
  - (Regular / Diamond) Dona - 80 pcs/min
- **MAKE PRODUCTS :-**
  - (Regular / Diamond) Dona & Chilla - 4" to 9"
  - (Regular / Diamond / Partition) Thali - 10" to 14"
  - Manual Wrinkle Plate - 6" to 14"
- **SIZE OF PRODUCT :-** 4" Inch To 14" Inch
- **RAW MATERIAL :-** 80 GSM To 1100 GSM  
(Roll Form & Circle Form)
- **REQUIRED POWER :-** Single Phase
- **MOTOR REQUIRED POWER :-** 2 HP
- **POWER CONSUMPTION :-** 3 Unit / Hr (Approx)
- **WEIGHT :-** 800 Kg
- **MACHINE DIMENSION :-** L- 88", W - 62", H - 54 " (8 ft.)
- **WORKING SPACE :-** 500 Sq.ft
- **WITH MACHINE :-** Plain Dona - 6" (4 nos)

10

## Hydraulic Semi Automatic Four Die Plate Machine Model No :- (CK-04HS)



### Machine Specifications

- **PRODUCTION :-** (Depend on GSM)
  - Wrinkle Plate - 80pcs/min
  - (Regular / Diamond) Chilla - Thali - 25pcs/min
  - (Partition) Thali - 15pcs/min
- **MAKE PRODUCTS :-**
  - Wrinkle Plate - 4" to 14"
  - (Regular / Partition)Thali - 10" to 14"
  - Paper Plate Circle & Square Cutting
- **SIZE OF PRODUCTS :-** 4" Inch To 14" Inch
- **RAW MATERIAL :-** 80 GSM To 900 GSM  
(Paper Sheet Form Material)
- **REQUIRED POWER :-** Single Phase
- **MOTOR REQUIRED POWER :-** 2 HP
- **POWER CONSUMPTION :-** 3 Unit / Hr (Approx)
- **WEIGHT :-** 420 Kg
- **MACHINE DIMENSION :-** L- 30", W- 18", H- 31"
- **WORKING SPACE :-** 300 Sq.ft
- **WITH MACHINE :-** Plate Die - 6", 7", 8", 5\*6"
  - Cutter - 6", 7", 8", 5\*6"
  - Teflon Sheet & Cutting Plate 12"




A/32-33, Maruti Industrial Estate, Beside Daksheshwar  
Mahadev Temple, Pandesara, Surat, Gujarat.

9909775046 / 8469789298

**11**

## Hydraulic Manual Paper Cutting Machine Model No :- (CK-00HC)




### Machine Specifications

- **PRODUCTION :-** 50 to 250 Sheet/Stock  
(Depend on GSM)
- **MAKE PRODUCTS :-** Paper Plate Circle Cutting, Paper Plate Square Cutting, Cake Base Cutting, Paper Lid Cutting
- **SIZE OF CUTTING :-** 4" Inch To 14" Inch
- **RAW MATERIAL :-** 80 GSM To 900 GSM  
(Any Paper Sheet form Material)
- **REQUIRED POWER :-** Single Phase
- **MOTOR REQUIRED POWER :-** 2 HP
- **POWER CONSUMPTION :-** 1.5 Unit / Hr (Approx)
- **WEIGHT :-** 400 Kg
- **MACHINE DIMENSION :-** L- 42", W- 18", H- 60"
- **WORKING SPACE :-** 300 Sq.ft
- **WITH MACHINE :-** Teflon Sheet

**12**

## Hydraulic Semi Automatic 3 Cylinder Areca Leaf Plate Machine Model No :- (CK-03HS)



### Machine Specifications

- **PRODUCTION :-**
- **Any Products :-** 6 Pcs / Min
- **MAKE PRODUCTS :-** Plain Dona, Square Dona, Heart Shape Plate, Round Plate, Square Plate, Plain Thali, Round Particen Thali, Square Particen Thali, Spoon Etc...
- **SIZE OF PRODUCT :-** 4" Inch To 16" Inch
- **RAW MATERIAL :-** Areca Leaf Material (Sheet Form)
- **REQUIRED POWER :-** Single Phase
- **MOTOR REQUIRED POWER :-** 5 HP
- **POWER CONSUMPTION :-** 9 Unit / Hr
- **WEIGHT :-** 800 Kg
- **MACHINE DIMENSION :-** L- 108", W- 24", H- 33"  
(L9' x W2' x H3' Feet )
- **WORKING SPACE :-** 1000 Sq.ft
- **Die Charge Will be Extra**



A/32-33, Maruti Industrial Estate, Beside Daksheshwar  
Mahadev Temple, Pandesara, Surat, Gujarat.

9909775046 / 8469789298

**13**

## Hydraulic Semi Automatic Double Die Buffet Plate Machine Model No :- (CK-02BM)

### Machine Specifications


- **PRODUCTION :-** 20-25 Pcs/Min
- **MAKE PRODUCTS :-** Buffet Plate/Thali
  - Fancy Plate/Thali
  - Diamond Buffet Thali
- **SIZE OF PRODUCT :-** 6" Inch To 16" Inch
- **RAW MATERIAL :-** 200 GSM to 450GSM (Sheet Form Paper)  
(3ply / 5ply Corrugated Sheet, Duplex Paper)
- **REQUIRED POWER :-** Single Phase
- **MOTOR REQUIRED POWER :-** 2 HP
- **POWER CONSUMPTION :-** 3 Unit / Hr. (Approx.)
- **WEIGHT :-** 500 Kg
- **MACHINE DIMENSION :-** L-36 ", W-57 ", H-70 "
- **WORKING SPACE :-** 600 Sq.ft
- **WITH MACHINE :-** Diamond Buffet Thali 13" – 2 Pcs

**14**

## Roll to Roll Paper Lamination Machine Model No :- (CK-LM)

### Machine Specifications

- PRODUCTION :-** 80KG - 120KG Per Hour  
(Depending On The Size)
- MAKE PRODUCTS :-** Roll to Roll, Roll to Slitting,  
Sheet to Sheet, Sheet to Roll.
- LAMINATION MACHINE SIZE :-** 16" Inch to 55" Inch
- REQUIRED POWER :-** Single Phase
- MOTOR REQUIRED POWER :-** 2 HP
- POWER CONSUMPTION :-** 3 to 3.5 Unit/Hr.
- RAW MATERIAL :-** Craft Paper & Silver Film  
(Film Type - Polyester, Bopp, Color, Green, Etc.)
- PAPER GSM :-** 80 GSM to 500 GSM
- MACHINE WEIGHT :-** 900 Kg
- MACHINE DIMENSION :-** 7.4 x 4 x 6.4 (Feet)
- WORKING SPACE :-** 800 Sq.ft



A/32-33, Maruti Industrial Estate, Beside Daksheshwar  
Mahadev Temple, Pandesara, Surat, Gujarat.

9909775046 / 8469789298

**15**

## Open Cam Paper Cup Machine Model No :- (CK-70)



### Machine Specifications

- **SYSTEM :-** Open Cam + Chain System  
Three Plate + Indirect Bottom
- **PRODUCTION :-** 65 to 70 Pcs/Min
- **MAKE PRODUCTS :-** Tea Cup, Coffee Cup, Ice Cream Cup, Coldrinks Glass, Water Glass.
- **PAPER CUP SIZE :-** 35 To 350 ML (Depending Bottom & Mould )
- **MOULD :-** One Mould Will Be Fitted Along With Machine As Per Customer Requirement
- **REQUIRED POWER :-** 3PH- 420V, 7HP
- **MOTOR REQUIRED POWER :-** 2.5HP
- **POWER CONSUMPTION :-** 3 To 3.5 Unit/Hr.
- **RAW MATERIAL :-** Single Side PE Coated Paper
- **PAPER GSM :-** 140 GSM To 180 GSM
- **MACHINE WEIGHT :-** 1800 Kg
- **MACHINE DIMENSION :-** 8.4 x 4 x 5.2 (Feet )
- **WORKING SPACE :-** 700 Sq.ft

**16**

## Open Cam Paper Cup Machine Model No :- (CK-80)



### Machine Specifications

- **SYSTEM :-** Open Cam + Gear System  
Direct Bottom
- **PRODUCTION :-** 75 to 80 Pcs/Min
- **MAKE PRODUCTS :-** Tea Cup, Coffee Cup, Ice Cream Cup, Coldrinks Glass, Water Glass.
- **PAPER CUP SIZE :-** 35 To 350 ML  
(Depending Bottom & Mould )
- **MOULD :-** One Mould Will Be Fitted Along Wit Machine As Per Customer Requirement
- **REQUIRED POWER :-** 3PH- 420V, 7HP
- **MOTOR REQUIRED POWER :-** 2.5HP
- **POWER CONSUMPTION :-** 3 TO 3.5 Unit/Hr.
- **RAW MATERIAL :-** Single Side PE Coated Paper
- **PAPER GSM :-** 140 GSM To 180 GSM
- **MACHINE WEIGHT :-** 2000 Kg
- **MACHINE DIMENSION :-** 8.4 x 4 x 5.4 (Feet )
- **WORKING SPACE :-** 700 Sq.ft



A/32-33, Maruti Industrial Estate, Beside Daksheshwar  
Mahadev Temple, Pandesara, Surat, Gujarat.

9909775046 / 8469789298

**17**

## Open Cam Paper Cup Machine Model No :- (CK-90)



### Machine Specifications

- **SYSTEM :-** Open Cam + Gear Shaft System  
Direct Bottom
- **PRODUCTION :-** 85 to 90 Pcs/Min
- **MAKE PRODUCTS :-** Tea Cup, Coffee Cup, Ice Cream Cup, Coldrinks Glass, Water Glass
- **PAPER CUP SIZE :-** 35 To 350 ML  
(Depending Bottom & Mould )
- **MOULD :-** One Mould Will Be Fitted Along With Machine As Per Customer Requirement
- **REQUIRED POWER :-** 3PH- 420V, 7HP
- **MOTOR REQUIRED POWER :-** 2.5HP
- **POWER CONSUMPTION :-** 3.0 TO 3.5 Unit/Hr.
- **RAW MATERIAL :-** Single Side PE Coated Paper
- **PAPER GSM :-** 140 GSM To 180 GSM
- **MACHINE WEIGHT :-** 2200 Kg
- **MACHINE DIMENSION :-** 8.5 x 4.2 x 5.5 (Feet )
- **WORKING SPACE :-** 700 Sq.ft

**18**

## High Speed Open Cam Paper Cup Machine Model No :- (CK-100)



### Machine Specifications

- **SYSTEM :-** Open Cam + Gear Shaft System  
Direct Bottom
- **PRODUCTION :-** 95 to 105 Pcs/Min
- **MAKE PRODUCTS :-** Tea Cup, Coffee Cup, Ice Cream Cup, Coldrinks Glass, Water Glass.
- **PAPER CUP SIZE :-** 35 To 350 ML  
(Depending Bottom & Mould )
- **MOULD :-** One Mould Will Be Fitted Along With Machine As Per Customer Requirement
- **REQUIRED POWER :-** 3PH- 420V, 8HP
- **MOTOR REQUIRED POWER :-** 3.5HP
- **POWER CONSUMPTION :-** 3.5 TO 4 Unit/Hr.
- **RAW MATERIAL :-** Single Side PE Coated Paper
- **PAPER GSM :-** 140 GSM To 180 GSM
- **MACHINE WEIGHT :-** 2500 Kg
- **MACHINE DIMENSION :-** 7.8 x 4.2 x 5.9 (Feet)
- **WORKING SPACE :-** 700 Sq.ft



A/32-33, Maruti Industrial Estate, Beside Daksheshwar  
Mahadev Temple, Pandesara, Surat, Gujarat.

9909775046 / 8469789298