



## HIGH PRESSURE HYDRO JETTING

CONDENSER  
BOILER

HEAT EXCHANGER  
EVAPORATOR

2018

# INDEX

<b>ABOUT PressureJet</b>	<b>3</b>
<b>HYDRO JETTING MODEL SELECTION CHART</b>	<b>7</b>
<b>HW SERIES JETTING SYSTEM</b>	<b>8</b>
<b>KB SERIES JETTING SYSTEM</b>	<b>9</b>
<b>KD SERIES JETTING SYSTEM</b>	<b>10</b>
<b>KDD SERIES JETTING SYSTEM</b>	<b>11</b>
<b>HYDRO JETTING ACCESSORIES</b>	
<b>SAFETY VALVE</b>	<b>12</b>
<b>PRESSURE REGULATING VALVE</b>	<b>12</b>
<b>FOOT OPERATED VALVE</b>	<b>13</b>
<b>HIGH PRESSURE FLEXIBLE LANCE</b>	<b>13</b>
<b>HIGH PRESSURE RIGID LANCE</b>	<b>13</b>
<b>ELECTRIC CONTROL PANEL</b>	<b>14</b>
<b>HYDRO JETTING NOZZLE OPTIONS</b>	<b>14</b>
<b>CONVENTIONAL TUBE CLEANING NOZZLES</b>	<b>15</b>
<b>ROTATING TUBE CLEANING NOZZLE</b>	<b>15</b>
<b>SAFETY SUIT</b>	<b>16</b>
<b>PRESSURE GAUGE</b>	<b>16</b>
<b>LINE DIAGRAM OF HYDRO JETTING SYSTEM</b>	<b>17</b>
<b>HYDRO JETTING APPLICATIONS</b>	<b>18</b>

# ABOUT *PressureJet*<sup>™</sup>



- ✓ Established in **1996** in Ahmedabad, India.
- ✓ An **ISO 9001:2015** certified company
- ✓ Manufactures various pumps for **applications** like Water Jet Cleaning, Hydro Test, Hydro Jetting, Hydro Blasting, Sewer Jetting, Fire Fighting & many more.
- ✓ More than **1500** loyal customers and **5000** successful pumps installations worldwide.
- ✓ Manufacturing unit spread over **11000 sq. ft.** area in India's premier industrial estate in Ahmedabad.
- ✓ **6000 sq. ft.** area allocated for system manufacturing and testing activities.



**1500+ LOYAL COSTUMERS WORLD WIDE & GROWING...**


# 10 SOLID REASONS TO BUY FROM *PressureJet*<sup>™</sup> WHICH NO OTHER MANUFACTURER CAN OFFER

- ✓ Test each model for **500 hours** of rigorous, continuous duty performance before it is introduced in the market.
- ✓ Thoroughly check each component using **257 quality checking instruments**.
- ✓ Implement **Oracle EBS 12.1.3**. Purchase Orders for **80%** of items that go in your pump are sent automatically. Less human intervention means faster processes, correct and timely purchases, and reduced overall cost of your pump.
- ✓ Incorporate **“BLIND QUALITY CONTROL”** feature that prohibits inspection team access to data on quality checks. Ensures **100% quality** deliverance for client, reduces overall cost.
- ✓ Use **6 Nos.** Work Stations with licensed **3-D SOLIDWORKS Software**. Increases accuracy through better designs, reduces costs through increased productivity.
- ✓ Assemble your pump in a totally **dust-free environment** to reduce the cost. Ensures a long life of your pump.
- ✓ Use state-of-the-art **computerized torque wrenches** to tighten all bolts in your pump. Ensures correct and perfect fitment of all components of your pump.
- ✓ Provide **online access** to view your pump’s performance during Inspection. Enables you to view the actual performance of your pump through **IP cameras in real-time**.
- ✓ **3 Nos. Vertical Lifting Machine (VLM)** in warehouse for accurate location identification and quicker access of components. Reduces delivery times and costs.
- ✓ **In-house machine shop** with VMC, CNC Turning, HMC, Heat Treatment Furnace, CNC Cylindrical Grinding, Turn Mill and many more. Ensure unmatched quality products.




## QUALITY

All components are quality checked in the controlled environment of the **Q. C. laboratory**. We have **over 250** most modern measurement equipment such as **3D CMM**, all types of thread, ring and slip gauges, surface roughness measurement instrument, hardness tester, gear checking instruments etc. Each instrument is calibrated on regular basis. All components are tracked by **barcode** system with **Oracle ERP**.



## RESEARCH & DEVELOPMENT

**3D modelling** is an important aid in designing the technical aspects of engineer's product. **Simulation** can really help in making the correct design decisions during the development stage. At PressureJet, we are committed to provide excellent quality and use **3D SOLIDWORKS Software**.



# MACHINE SHOP



Our Ultra-modern machine shop enables us to manufacture an extremely wide range of components. We can be very flexible in our production planning, while maintaining a high standard of quality with fully automatic machining station like **VMC, CNC, HMC, Heat Treatment Furnace, CNC Cylindrical Grinding** and many more. Computer controlled machining stations ensure consistent dimensional accuracy.

## ASSEMBLY & TESTING



In this area, all components for the various pump units come together. Pumps and engine or motors are assembled on the skid frame, Accessories such as Booster Pump, Strainers, PRV, Safety Valve etc. are assembled here.

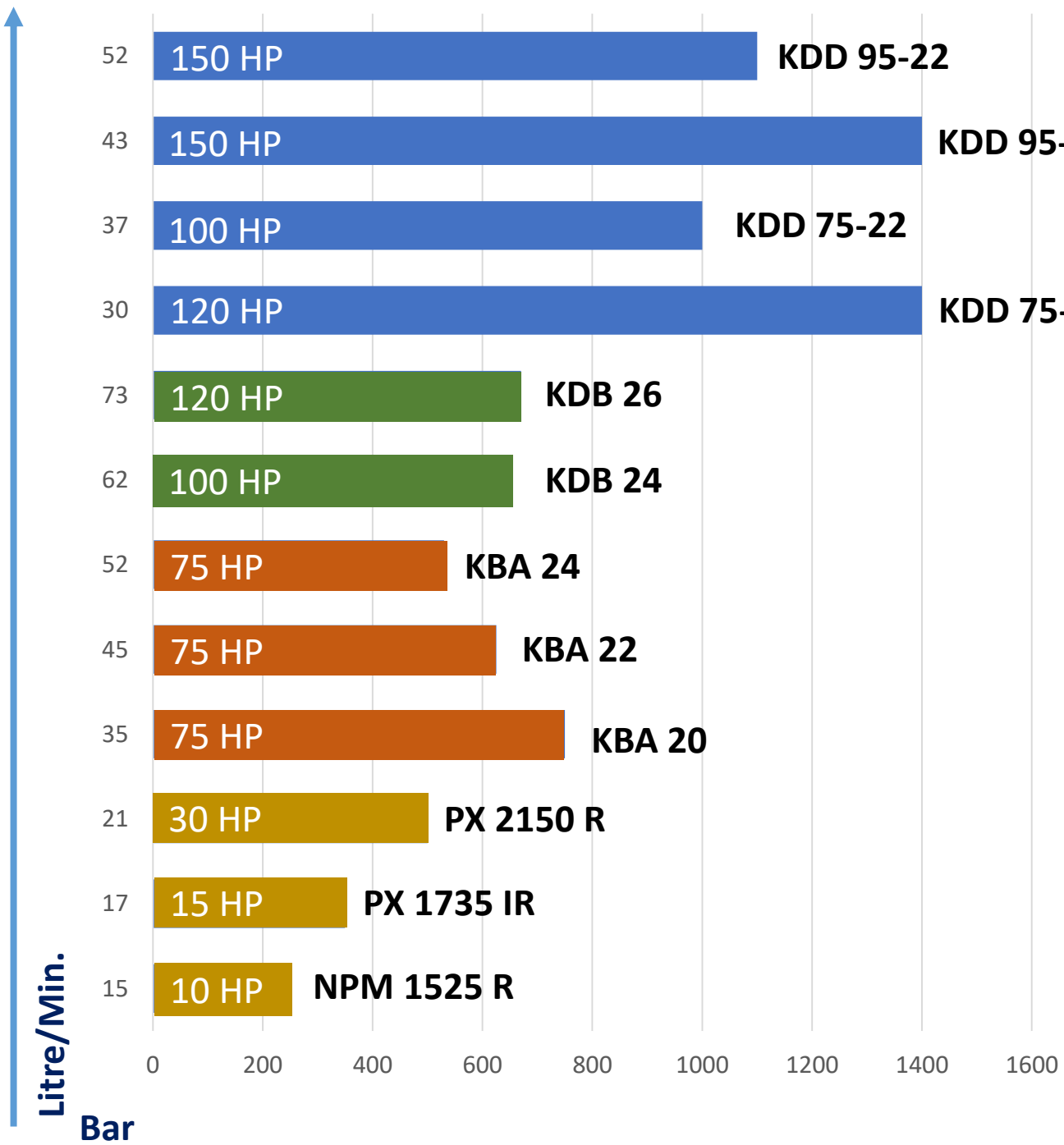
PressureJet products are subject to stringent quality control. All pumps are tested at maximum load prior to dispatch for decided time period. All measurement taken during the testing are electronically stored in computer through fully Automatic Test Bench with **SCADA System**. Test report is always provided with the pump.

## STORE / SERVICE

A product is only as good as the service backing it. We have a dedicated team of technicians available 24 X 7. We keep majority of spares ex-stock to reduce down time.



# HYDRO JETTING MODEL SELECTION CHART



**Note:** - Model selection graph with maximum pressure and maximum motor HP at 50 Hz, 1450 RPM.

- HW Series – Brass Head Pumps
- KB Series – SS Head Pumps
- KD Series – SS Head Pumps
- KDD Series – SS Head Pumps

# HW SERIES HYDRO JETTING SYSTEMS



- ✓ Field proven design.
- ✓ Forged Brass fluid-end construction with high strength.
- ✓ Rigorously subjected to full load testing.
- ✓ Manufactured on state-of-the-art machinery.
- ✓ Light in weight & heavy duty construction with continuous duty model.
- ✓ Splash lubrication.
- ✓ Available as direct couple driven.
- ✓ Easy Field Maintenance.

Pump model	Flow (LPM)	Flow (GPM)	Pressure (Bar)	Pressure (PSI)	Motor H.P.	Engine H.P.
50 Hz (1450 RPM)						
NPM 1525 R	15	4	250	3625	10	13
PX 1735 IR	17	4.5	350	5000	15	25
PX 2150 IR	21	5.5	500	7250	30	38
60 Hz (1750 RPM)						
NPM 1525 R	15	4.7	250	3625	10	-
PX 1735 IR	17	5.4	350	5000	15	-
PX 2150 IR	21	6.7	500	6525	30	-



**Frame Mounted System**



**Trolley Mounted System**

Technical Details: -

Inlet connection (BSPF) – 1/2"


Outlet Connection (BSPF) – 3/8"

Working Fluid Temp. – 60 °C



# KB SERIES HYDRO JETTING SYSTEMS

- ✓ Field proven design.
- ✓ Forged S.S. pump head construction with high strength.
- ✓ KB Series designed with in-built gear.
- ✓ Splash lubrication. Force feed lubrication also available on request.
- ✓ Available in 6 versions.
- ✓ Rigorously subjected to full load testing.
- ✓ Manufactured on state-of-the-art machinery.
- ✓ Available direct couple 1750 RPM drives.
- ✓ Easy Field Maintenance.



Pump model	Flow (LPM)	Flow (GPM)	Pressure (Bar)	Pressure (PSI)	Motor H.P.	Engine H.P.
KB 20	35	9.2	500	7250	50	60
			620	9000	60	72
			750	10890	75	94
KB 22	45	11.9	500	7250	60	72
			625	9000	75	94
KB 24	52	13.7	530	7700	75	94

**Note: - All pumps are suitable for 50 Hz and 60 Hz. Gear ratio will change as per Hz.**

Technical Details: -

Inlet connection (BSPF) – 2"

Outlet Connection (BSPF) – 1/2"

Working Fluid Temp. – 60 °C




**Frame Mounted System**



**Trolley Mounted System**

# KD SERIES HYDRO JETTING SYSTEMS



- ✓ Field proven design.
- ✓ Forged S.S. pump head construction with high strength.
- ✓ KD Series designed with in-built gear.
- ✓ Splash lubrication. Force feed lubrication also available on request.
- ✓ Available in 3 versions.
- ✓ Rigorously subjected to full load testing.
- ✓ Manufactured on state-of-the-art machinery.
- ✓ Available direct couple driven.
- ✓ Easy Field Maintenance.

Pump model	Flow (LPM)	Flow (GPM)	Pressure (Bar)	Pressure (PSI)	Motor H.P.	Engine H.P.
KD 24	62	16.4	655	9500	100	125
KD 26	73	19.3	560	8120	100	125
			670	9720	120	154

Note: - All pumps are suitable for 50 Hz and 60 Hz. Gear ratio will change as per Hz.



Technical Details: -

Inlet connection (BSPF) – 2"


Outlet Connection (BSPF) – 1/2"

Working Fluid Temp. – 60 °C

**Skid Mounted Diesel Driven System**

# KDD SERIES JETTING SYSTEMS

- ✓ Field proven design.
- ✓ Forged S.S. pump head construction with high strength with Incorporated gear box.
- ✓ Pressure packing design with integrated cooling systems for long life of seal.
- ✓ In line suction / delivery Valve.
- ✓ Splash lubrication. Force feed lubrication with oil cooler / filter also available on request.
- ✓ Available in 10 versions.
- ✓ Manufactured on state-of-the-art machinery.
- ✓ Available direct couple driven.



Pump model	Flow (LPM)	Flow (GPM)	Pressure (Bar)	Pressure (PSI)	Motor H.P.	Engine H.P.
KDD 75-20	30	7.93	1400	20000	120	154
			1250	18130	100	125
			950	13780	75	94
KDD 75-22	37	9.78	1000	14500	100	125
KDD 95-20	43	11.36	1400	20000	150	194
			1000	14500	120	154
			900	13050	100	125
KDD 95-22	52	13.74	1100	15950	150	194
			880	12515	120	154
			750	10760	100	125

**Note: - All pumps are suitable for 50 Hz and 60 Hz. Gear ratio will change as per Hz**

Technical Details: -

Inlet connection (BSPF) – 2"

Outlet Connection (BSPF) – 1/2"

Working Fluid Temp. – 60 °C



**Trolley with Tank System  
with FLP Motor**

# HYDRO JETTING ACCESSORIES

## SAFETY VALVE

**Safety valve** is a very important accessory. It **prevents major accidents** from occurring in case of problem arising out of high pressure built up in line. It is standard on all PressureJet Pumps for temporary relief of excess system pressure.

### Safety Valve

- ✓ Provides over-pressure protection
- ✓ Ensures safety for operator
- ✓ Intentionally designed weak part to avoid major loss
- ✓ Pressure range up to **1400 bar - 20,000 PSI.**
- ✓ Flow rate range up to **80 LPM – 21.13 GPM.**



## PRESSURE REGULATING VALVE

A **pressure regulating valve** is a control valve that regulates the output pressure of the pump. Regulators are used for gases and liquids, and can be an integral device with an output pressure setting, a restrictor and a sensor. These may all be in the one body, or consist of a separate pressure sensor, controller and flow valve.



### Pressure Regulating Valve

- ✓ Regulates output pressure as required
- ✓ Bypasses excess water
- ✓ Pressure range up to **1400 bar - 20,000 PSI.**
- ✓ Flow rate range up to **80 LPM – 21.13 GPM.**

# FOOT OPERATED VALVE

**Foot operated valves** are operated by foot paddle. These are mainly used in hydro jetting applications. Foot operated valve used for loading & unloading the pressure in the pump. They are designed for smooth and reliable operation of the pump.

## Foot Operated Valve (FOV)

- ✓ To start-stop and control water flow using the foot of an operator. Enables him keep his hands free for in-out movement of flexible lance inside tubes.
- ✓ Very essential for Operator safety, helps avoid accidents.



# HIGH PRESSURE FLEXIBLE LANCE

A **high pressure flexible lance** connects FOV to Nozzle. Tube or pipe cleaning Nozzle is attached to the end of the lance to clean tubes or pipes of various diameters.



## High Pressure Flexible Lance

- ✓ Smooth inner core surface to minimize pressure drop
- ✓ Small diameter pipes to easily enter inside ID of tubes.
- ✓ Specially designed to withstand high pressures.
- ✓ Available in various lengths as per requirement.
- ✓ Mainly used in hydro jetting applications of pressure up to 1400 bar. Available for tube ID size up to 60 mm.

# HIGH PRESSURE RIGID LANCE

In hydro jetting applications, a **high pressure rigid lance** provides easy and firm grip to counter back pressure at the time of in and out movement of nozzle. A nozzle is attached to the end of the lance and the size of the nozzle provides certain pressure depending on the flow rate.

## High Pressure Rigid Lance

- ✓ SS construction for long life.
- ✓ Available in various lengths as per requirement.



# CONTROL PANEL

A **control panel** is a flat, often vertical area where control or monitoring instruments are displayed. It has many controls like on/off button, Safety Shut-down switch, Voltage and Ampere readings etc....




Electric Control Panel

## Electric Control Panel

- ✓ For over and under voltage protection
- ✓ Electric control panel has important and necessary controls like hour meter, volt meter, over load protection, etc.
- ✓ Control panel comes with single phase and short circuit protection



# HYDRO JETTING NOZZLE OPTIONS



## Tube Cleaning Nozzle Options


- ✓ SS hardened nozzles, specially designed to suit high pressure
- ✓ Various nozzle sizes available to suit different applications and tube IDs ranging from min. 13 mm (1/2") to max. pipes of 1800 mm (72")
- ✓ Various hole patterns available for effective cleaning as per job requirement
- ✓ Conventional and Rotating – both type of nozzles available
- ✓ **Note: - Detailed consultation will be provided up on request.**

# CONVENTIONAL TUBE CLEANING NOZZLES



## Conventional Tube Cleaning Nozzle

- ✓ SS hardened nozzles, designed to suit high pressure
- ✓ Various sizes available to suit different tube IDs ranging from min. 13 mm (1/2") to max. pipes of 100 mm (4")
- ✓ Various hole patterns available for effective cleaning
- ✓ **Note: - Detailed consultation will be provided up on request.**



# ROTATING TUBE CLEANING NOZZLE



## Rotating Tube Cleaning Nozzle

- ✓ Highly effective and time saving than conventional.
- ✓ StoneAge-USA make patented design.
- ✓ Various sizes available to suit different Tube IDs ranging from min. 13 mm (1/2") to max. pipes of 1800 mm (72").
- ✓ **Note: - Detailed consultation will be provided on request.**

# SAFETY SUIT

A **Safety Suit** is essential for workers who work with hydro jetting system on sites. The suit provides protection from injuries and accidents that may occur due to high pressure water jets.

## Safety Suit

- ✓ For protection of operator from high pressure water
- ✓ Essential for safety



# PRESSURE GAUGE

**Glycerin Filled Pressure Gauge**, ideal for dampening the effect of pulsation and vibration. Widely demanded, it has a stainless steel case filled with glycerin to offer protection against harsh environments. It enhances the integrity and reliability of measuring system for long periods under extreme operating condition.

Note: - Available in various size as per requirement.



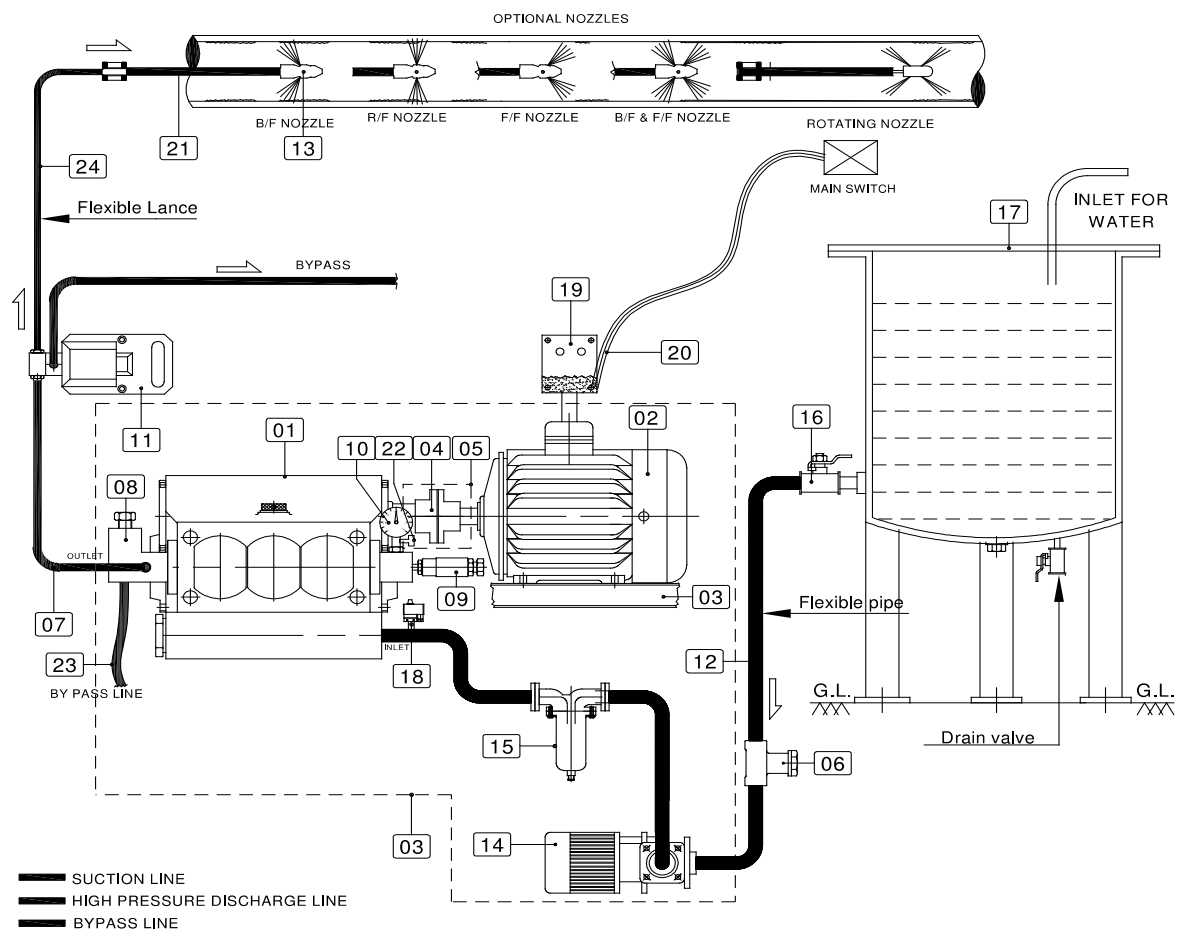
## Pressure Gauge

- ✓ Approx. 2 times pump operating pressure
- ✓ Glycerin filled
- ✓ Easy to read dial
- ✓ With needle valve



# LINE DIAGRAM OF HYDRO JETTING SYSTEM

## TUBE CLEANING SCHEMATIC DIAGRAM



SR NO.	ITEM
01	Bare pump(KDD-series)
02	Electric motor / Diesel engine
03	Base frame / Trolley
04	Pin bush coupling
05	Coupling guard
06	Strainer for suction
07	High pressure hose
08	Pressure regulating valve
09	Safety valve
10	Pressure guage-glycerine filled
11	Foot operated valve
12	Suction hose
13	Con. & Rotating tube cleaning nozzle
14	Booster pump
15	Basket Type Strainer
16	Low pressure ball valve
17	Water tank
18	Pressure switch(low pressure cut off for suction line)
19	Control panel
20	Cable
21	Rigid lance
22	Needle valve
23	By pass Hose
24	Flexibal Lance

### NOTE:-

- Items displayed in this "Schematic Diagram" is for reference only.
- For scope of supply, item list as per our offer will be final.

### PressureJet Systems Pvt. Ltd.

62/13, Phase-I, G.I.D.C., Vatva,  
Ahmedabad-382 445, Gujarat, India.  
Phone: 91-79-25830762  
E-mail : sales@pressurejet.com  
Website:-www.pressurejet.com

# HYDRO JETTING APPLICATIONS

Heat Exchanger Tube Cleaning Equipment

Condenser Tube Cleaning System

Evaporator Tube Cleaning System

Calandria Tube Cleaning Pump

Hydro Jetting Machine for Boiler Tube Cleaning

Industrial Tube Cleaning System



# PARTIAL LIST OF CLIENTS



**Important Note:** Owing to continuous R & D, technical details and specifications mentioned in this catalogue are liable to change anytime. All rights reserved with PressureJet. For latest Information & more details, please visit our website.

Our Website is fully informative, exhaustive and communicative. It is designed to provide maximum information in most precise form to help our valued customers to take a quick and right decision.



## Call Us

+91 93760 22358

+91-79-25830762/ 25893868

## Write to us at

sales@pressurejet.com

## Visit

YouTube

www.pressurejet.com

# PressureJet

## Address

**PRESSUREJET SYSTEMS PVT. LTD.**

62/13, Phase-1, Vatva GIDC

Ahmedabad – 382 445, Gujarat, India