



# UNIVERSAL SALES AGENCY

HSN-3917  
GST @ 18 %

Tele (079) 22161042 | 29621275  
22161048

M. : 99252 31275  
☎ : 98790 19875

E-mail (1) unipec.india@gmail.com

(2) universalgroup.help@gmail.com

Office : 696, Reid Road, O/s. Panchkua Gate, Opp. Hariom Market No.2, Nr. Railway Station, Kalupur, Ahmedabad-380002.

New Office → Shed No.20-A, Sardar Patel Ind. Estate, Narol Circle To Vatva Turning, Nr. Over Bridge, Narol, Ahmedabad-382405.

Page - 1

Price List

W.e.f. Dt. 01/01/2021

## DUTRON C-PVC PIPE HOT & COLD WATER PLUMBING SOLUTION

IS : 15778/2007 (5) CM/L 3808568

Rate Per Mtr.

C-PVC PIPES  
as per  
ASTM D 2846  
(C.T.S.) 1/2 TO 2"  
ASTM F-441  
2II TO 6



C-PVC Pipes SDR - 13.5			
Size	Inch	Pkt.	Rate
15	1/2"	50	62=00
20	3/4"	50	99=00
25	1"	25	148=00
32	1.1/4"	15	226=00
40	1.1/2"	10	316=00
50	2"	10	525=00
63 (SCH-40)	2.1/2"	=	1044=00
75 (SCH-40)	3"	=	1370=00
100 (SCH-40)	4"	=	1949=00

C-PVC PIPES  
as per  
ASTM D 2846  
(C.T.S.) 1/2 TO 2"  
ASTM F-441  
2II TO 6



C-PVC Pipes SDR - 11			
Size	Inch	Pkt.	Rate
15	1/2"	50	72=00
20	3/4"	50	108=00
25	1"	25	168=00
32	1.1/4"	15	264=00
40	1.1/2"	10	368=00
50	2"	10	620=00
63 (SCH-80)	2.1/2"	=	1444=00
75 (SCH-80)	3"	=	1928=00
100 (SCH-80)	4"	=	2870=00

## DUTRON C-PVC FITTINGS SDR-11 AS PER ASTM D-2846

Rate Per Pc.



COUPLER

Size	Inch	Pkt.	Rate
15 mm	1/2"	1000	10=50
20 mm	3/4"	1000	12=50
25 mm	1"	500	21=00
32 mm	1.1/4"	200	43=50
40 mm	1.1/2"	100	81=00
50 mm	2"	60	172=50
65 mm	2.1/2"	5	374=50
80 mm	3"	5	728=00
100 mm	4"	5	1134=00



FTA

Size	Inch	Pkt.	Rate
15 mm	1/2"	1000	17=00
20 mm	3/4"	500	25=00
25 mm	1"	300	36=50
32 mm	1.1/4"	200	99=00
40 mm	1.1/2"	100	132=00
50 mm	2"	45	208=00
65 mm	2.1/2"	5	359=00
80 mm	3"	5	613=50
100 mm	4"	5	1009=00
20x15	3/4" x 1/2"	500	28=40



ELBOW

Size	Inch	Pkt.	Rate
15 mm	1/2"	1000	14=50
20 mm	3/4"	1000	15=50
25 mm	1"	300	31=50
32 mm	1.1/4"	100	71=50
40 mm	1.1/2"	100	136=00
50 mm	2"	50	289=00
65 mm	2.1/2"	5	598=00
80 mm	3"	5	1160=00
100 mm	4"	5	2054=00




END CAP

Size	Inch	Pkt.	Rate
15 mm	1/2"	600	8=50
20 mm	3/4"	500	12=00
25 mm	1"	300	17=50
32 mm	1.1/4"	200	38=00
40 mm	1.1/2"	100	56=50
50 mm	2"	60	126=00
65 mm	2.1/2"	5	370=00
80 mm	3"	5	521=00
100 mm	4"	5	645=00



TEE

Size	Inch	Pkt.	Rate
15 mm	1/2"	1000	18=50
20 mm	3/4"	500	25=50
25 mm	1"	300	40=00
32 mm	1.1/4"	100	91=00
40 mm	1.1/2"	60	167=50
50 mm	2"	30	360=50
65 mm	2.1/2"	5	811=00
80 mm	3"	5	1664=00
100 mm	4"	5	2808=00



UNION

Size	Inch	Pkt.	Rate
15 mm	1/2"	100	46=50
20 mm	3/4"	100	78=00
25 mm	1"	100	108=00
32 mm	1.1/4"	30	153=00
40 mm	1.1/2"	30	257=00
50 mm	2"	10	464=00



ELBOW 45

Size	Inch	Pkt.	Rate
15 mm	1/2"	300	16=50
20 mm	3/4"	200	24=00
25 mm	1"	200	41=50
32 mm	1.1/4"	50	93=50
40 mm	1.1/2"	60	146=00
50 mm	2"	15	301=50



BALL VALVE (HEAVY)

Size	Inch	Pkt.	Rate
15 mm	1/2"	10	181=00
20 mm	3/4"	10	298=50
25 mm	1"	5	474=00
32 mm	1.1/4"	2	742=50
40 mm	1.1/2"	2	1037=00
50 mm	2"	2	1474=00



MTA

Size	Inch	Pkt.	Rate
15 mm	1/2"	600	13=50
20 mm	3/4"	600	18=00
25 mm	1"	300	29=00
32 mm	1.1/4"	200	50=00
40 mm	1.1/2"	100	75=50
50 mm	2"	50	146=50
65 mm	2.1/2"	5	383=00
80 mm	3"	5	520=00
100 mm	4"	5	977=50
20x15	3/4" x 1/2"	500	25=40



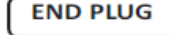
CROSS TEE

Size	Inch	Pkt.	Rate
15 mm	1/2"	200	26=50
20 mm	3/4"	200	55=50



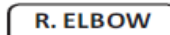
Step Over Bend

Size	Inch	Pkt.	Rate
15 mm	1/2"	200	54=50
20 mm	3/4"	200	85=00
25 mm	1"	100	161=50



END PLUG

Size	Inch	Pkt.	Rate
15 mm	1/2"	1000	15=70



R. ELBOW

Size	Inch	Pkt.	Rate
25X20	1x3/4"	200	45=50

Discount @ % +GST @18%