



UNIVERSAL SALES AGENCY

HSN-3917
GST @ 18 %

Tele (079) 22161042 | 29621275
22161048

M. : 99252 31275
☎ : 98790 19875

E-mail (1) uniepec.india@gmail.com

(2) universalgroup.help@gmail.com

Office : 696, Reid Road, O/s. Panchkva Gate, Opp. Hariom Market No.2, Nr. Railway Station, Kalupur, Ahmedabad-380002.

New Office → Shed No.20-A, Sardar Patel Ind. Estate, Narol Circle To Vatva Turning, Nr. Over Bridge, Narol, Ahmeabad-382405.

Page - 1

Price List

W.e.f. Dt. 01/01/2021

DUTRON

RIGID PVC AGRI FITTINGS (GREY)

IS : 7834/1987 CM/L 7200109597 IN ALL REPECTS

Rate Per Pc.



COUPLER (SOCKET)

Size	Inch	4 Kg. (LW)		6 Kg. (Heavy)	
		RATE/PC.	Pkg.	RATE/PC.	Pack
20 mm	½"	4=50	(1000)	=	-
25 mm	¾"	7=00	(1000)	=	-
32 mm	1"	9=50	(600)	=	-
40 mm	1.¼"	14=00	(400)	=	-
50 mm	1.½"	22=00	(200)	=	-
63 mm	2"	23=50	(100)	31=00	(100)
75 mm	2.½"	34=50	(80)	48=60	(80)
90 mm	3"	47=00	(50)	65=60	(50)
110 mm	4"	75=00	(40)	105=10	(20)
140 mm	5"	-	-	219=50	(12)
160 mm	6"	-	-	294=00	(10)
180 mm	7"	-	-	=	-
200 mm	8"	-	-	654=40	(6)
250 mm	10"	-	-	2025=00	-




ELBOW 90°

Size	Inch	4 Kg. (LW)		6 Kg. (Heavy)	
		RATE/PC.	Pkg.	RATE/PC.	Pack
20 mm	½"	6=00	1000	=	-
25 mm	¾"	10=00	500	=	-
32 mm	1"	14=50	300	=	-
40 mm	1.¼"	16=50	200	=	-
50 mm	1.½"	30=50	125	=	-
63 mm	2"	38=50	125	61=50	125
75 mm	2.½"	50=50	80	83=00	70
90 mm	3"	72=10	50	143=60	50
110 mm	4"	110=50	40	205=50	35
140 mm	5"	292=50	12	406=00	12
160 mm	6"	341=00	12	579=50	12
180 mm	7"	-	-	=	-
200 mm	8"	-	-	1110=00	-
250 mm	10"	-	-	-	-




EQUAL TEE

Size	Inch	4 Kg. (LW)		6 Kg. (Heavy)	
		RATE/PC.	Pkg.	RATE/PC.	Pack
20 mm	½"	9=10	600	=	-
25 mm	¾"	12=50	400	=	-
32 mm	1"	18=00	200	=	-
40 mm	1.¼"	23=60	125	=	-
50 mm	1.½"	39=50	80	=	-
63 mm	2"	49=50	125	80=00	125
75 mm	2.½"	65=50	80	110=00	80
90 mm	3"	94=50	50	167=00	50
110 mm	4"	147=50	25	280=00	25
140 mm	5"	456=00	12	595=00	12
160 mm	6"	494=00	10	901=50	8
180 mm	7"	-	-	=	-
200 mm	8"	-	-	1518=00	4
250 mm	10"	-	-	-	-



END CAP (PLAIN)



END CAP (Thrd.)

Size	Inch	PLAIN		THREADED	
		RATE/PC.	Pkg.	RATE/PC.	Pack
20 mm	½"	5=10	1000	7=70	1000
25 mm	¾"	6=20	800	10=10	800
32 mm	1"	9=40	400	12=60	400
40 mm	1.¼"	15=10	300	26=10	300
50 mm	1.½"	18=10	200	30=60	200
63 mm	2"	25=50	100	32=50	100
75 mm	2.½"	36=60	10	40=10	100
90 mm	3"	55=00	70	67=00	70
110 mm	4"	73=00	40	97=00	40
140 mm	5"	118=00	20	426=00	25
160 mm	6"	198=00	15	668=00	15
180 mm	7"	-	-	-	-
200 mm	8"	389=00	10	-	-
250 mm	10"	-	-	-	-



FTA

Size	Inch	RATE/PC.	Pack
20 mm	½"	5=50	1000
25 mm	¾"	7=40	1000
32 mm	1"	10=50	600
40 mm	1.¼"	16=00	300
50 mm	1.½"	26=00	150
63 mm	2"	40=00	100
75 mm	2.½"	65=00	50
90 mm	3"	87=10	30
110 mm	4"	147=60	20
140 mm	5"	246=50	12
160 mm	6"	355=00	10




MTA

Size	Inch	RATE/PC.	Pack
20 mm	½"	4=60	1000
25 mm	¾"	7=10	1000
32 mm	1"	9=60	600
40 mm	1.¼"	15=00	300
50 mm	1.½"	23=70	150
63 mm	2"	36=50	100
75 mm	2.½"	53=80	50
90 mm	3"	81=50	30
110 mm	4"	125=50	20
140 mm	5"	228=00	12
160 mm	6"	336=00	10



TAIL PIECE

Size	Inch	RATE/PC.	Pack
63 mm	½"	33=00	150
75 mm	¾"	49=60	100
90 mm	1"	58=50	80
110 mm	1.¼"	98=50	40
140 mm	1.½"	238=50	20
160 mm	2.½"	258=50	15
200 mm	3"	606=50	8



FLANGE

Size	Inch	RATE/PC.	Pack
63 mm	2"	69=00	60
75 mm	2.½"	77=00	60
90 mm	3"	99=00	30
110 mm	4"	122=00	20



ELBOW (THRD)

Size	Inch	RATE/PC.	Pack
20 mm	½"	14=10	1000
25 mm	¾"	18=5	500
32 mm	1"	19=00	300
63 mm	2"	81=60	125
75 mm	2.½"	121=10	70
90 mm	3"	200=00	50
110 mm	4"	307=00	35



TEE (THREAD)

Size	Inch	RATE/PC.	Pack
20 mm	½"	14=60	500
25 mm	¾"	=	
32 mm	1"	=	
63 mm	2"	95=00	100
75 mm	2.½"	143=50	50
90 mm	3"	252=00	30
110 mm	4"	374=00	10



45 ELBOW

Size	Inch	RATE/PC.	Pkg.
40 mm	1.¼"	21=50	50
50 mm	1.½"	32=00	50

Discount @ % +GST @18%