

GENTEK MEDICAL

Manufacturers & Exporters of
Hospital Furniture & Equipments



Product Catalog



the story of us



About Us

WELCOME to the world of Gentek Medical the most upcoming Indian company, is incorporated in November 2016 in Delhi, manufacturing Hospital Medical Furniture and Equipments. Offered medical equipment range is inclusive of Electric ICU Beds, Patient's Movement-Transporting Trolleys and OT-Ward Hospital Trolleys. These equipments can be customized as per the detailed demands and requirements by our customers. Offered by us at nominal prices.

Today, by combining cutting-edge technology and science, we are able to provide health care industry with the best of medical care equipment and implants and that too at the most reasonable rates. This is our endeavors towards mankind so that no one can be denied proper treatment for want of money.

Our Mission

To be socially responsible and responsive so that we may serve the suffering humanity in the best possible way everywhere in the world.

Our Vision

To win the confidence of our clients based on mutual trust & higher business ethics. To keep the prices of our quality products at affordable levels for the end users.

Quality Policy

Quality is not just another goal, it is our basic strategy for survival and future growth and it must be clearly understood that we'll not allow quality to take second place behind cost or schedule.

The company has a unique blend of highly experienced personnel and young & dynamic professionals, specializing in their respective fields. At GENTEK we never try to compete with others, so nobody can compete with us.

Specifically focused on delivering superior quality products we serve as a single platform to provide turnkey solutions to our clients and we have the infrastructure, expertise and experience to handle these in-house and can provide all the medical Furniture and Equipments solutions under one roof, thereby eliminating the need for you to chase multiple vendors. Gentek Medical products provided by us at most competitive prices.

Management Team

Our Establishment is currently running business under the valuable supervision and able guidance of our Directors Mr Rahul Verma and Mrs Preeti Kokcha. It is due to their vast experience and profound knowledge, backed by a highly professional staff, has enabled this upcoming company to grow in this competitive market.



GM 7000

Multi Function ICU Bed - Electric



- Frame work made of Rectangular M. S. Tube
- Backrest, Kneerest, TB/ RTB and Hi-Low positions
- Obtained by hand remote system and nurse panel
- ABS mounted head and foot panels
- ABS tuck away safety side Railings
- Telescopic I. V. Rod with 4 Locations
- Bed Mounted on 125mm Dia castor with central Braking system
- Overall Size: 210L X 90W X 57-78H cm
- Finish: Epoxy powder Coated
- Chair Position
- Under bed light
- Electric CPR System
- Positioning lock System
- Head X-Ray translucent
- Bed with 4 section mattress

Technical Specifications:

- Head Position 0° - 85°
- Knee Position 0° - 35°
- Trendlenburg / RTB - 15° to +15°
- Height 570 mm - 780mm

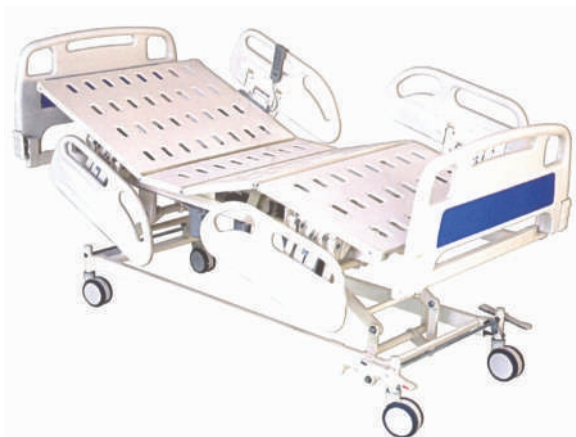
Optional

- ABS platform in four sections



GM 7001

ICU Bed - Electric (ABS Panels & ABS Side Railings)



- Advance linear actuator system (04 Pcs Motor, 01 Pc Control box, 01 Pc Handset)
- Four Pieces individual ABS Molded Side-railings
- ABS Molded Head and Foot Panel with locking and corner buffer
- Framework Made-up of M. S. Tubes
- 4 section top made-up of Oval perforated CRCA M. S. Sheet
- Bed Mounted on 5" Central Locking Castors, Durable and Quiet
- S. S. Telescopic I. V. Rod with 4 Hook and at 4 Locations, Holder for Urine Bag
- Sitting position adjustable
- Finish: Pre-treated & Epoxy Powder Coated
- Overall Approx Size: 2090L x 910W x 570-770 mm

Positions Obtained by Hand Remote:

- Hi-Low Backrest elevation Knee-rest elevation
- Trendlenburg / Reverse Trendlenburg

Optional: 4 Section Mattress

- Manual Chair Position

GM 7002

ICU Bed - Electric (Economy Model)



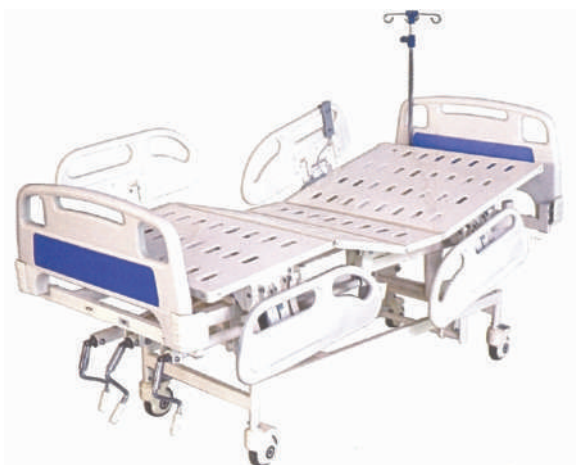
- ABS Molded Head & Foot Bows
- Four Independent Electric Motors
- Collapsible Side rails with Safety Lock
- 4 Section Perforated CRC Sheet
- Removal and Lockout ABS Head & Foot Board
- Mounted on 125mm Dia castor with brakes
- Drainage Bag Hooks
- 4 I. V. Pole storage located on all sides of the bed
- Finish: Epoxy Powder Coated
- Pre-treated with seven tank phosphating process
- Available with removable I. V. Pole

Positions:

- Back Rest, Knee Rest, Trend / Reverse Trendlenburg
- Hi-Low
- Manual Chair Position

GM 7003

ICU Bed - Semi Electric



- Four Pieces individual side-rails, ABS Molded
- ABS Head and Foot Panel with locking and corner buffer
- Framework Made-up of M.S. Tubes
- 4-Section Top made Oval perforated CRCA M.S. Sheet
- Bed Mounted on 5" Castor, 2 with brakes
- S. S. Telescopic I. V. Rod with 4 Hook and at 4 locations
- Holder for Urine Bag
- Finish: Pre-treated Epoxy Powder Coated
- Overall approx Size: 2090L X 910W X 625-820H mm
- Position Obtained by hand remote: Backrest
- Position Obtained by smooth crank system with foldable handle
- Hi-Low, Kneerest elevation
- Trendlenburg/Reverse Trendlenburg

Optional:

- 4 Section Mattress



GM 7004

ICU Bed Electric (ABS Panels & ABS Side Railings)



- Advance Linear Actuator system 04 Pcs Motor, 01 Pc Control Box, 01 Pc Handset • Four Pieces individual side rails, ABS Molded
- ABS Moulded Head and Foot panel with locking and corner buffer
- Frame work made of Rectangular M. S. Tube • 4 section top made up of Oval perforated CRCA MS Sheer Bed Mounted on 5" Dia Castor • Holder for Urine bag • S. S. Telescopic IV Rod with Locations • Overall Approx Size: 2090L X 910W X 570-770H mm
- Finish: Pre-treated & Epoxy Powder Coated

Positions obtained by hand Remote:

- Hi-Low • Backrest elevation • Knee rest elevation
- Trendlenburg/Reverse trendlenburg

Optional:

- 4 Section Mattress • X-Ray Translucent Backrest
- Manual CPR for Backrest

GM 7005

Hospital Fowler Bed (Electric)



- Advance linear actuator system
- 4 set individual detachable ABS side railings
- ABS Molded Head and Foot Panel with locking
- Frame work Made-up of M. S. Tubes
- 4 section top made-up of Oval perforated CRCA M. S. Sheet
- Bed Mounted on 4" Castors, 2 with brakes
- Finish: Pre-treated & Epoxy Powder Coated
- Overall Approx. Size: 2090L X 910W X 600H mm

Positions Obtained by Hand Remote:

- Backrest elevation
- Kneerest elevation

GM 7006

ICU Bed - Mechanical, 4 Functions



- Frame work made of Rectangular M. S. Tube
- Section Top made of Perforated M. S. Sheet
- Maneuvered by Separate screw from Foot end
- ABS mounted head and foot panels
- ABS tuck away safety side Railings
- Telescopic I. V. Rod with Four Locations
- Bed Mounted on 125mm Dia castor with central Braking system
- Overall Size: 210L X 90W X 60-80H cm
- Finish: Epoxy powder Coated
- Provision for I. V. pole on all sides of the bed

Positions:

- Backrest
- Kneerest
- TB/ RTB
- Hi-Low



GM 7007

ICU Bed - Mechanical ((ABS Panels, Collapsible Railing)



- Collapsible Side rails with Safety Lock
- 4-Section Perforated CRC Sheet
- Removal and Lockout ABS Head & Foot Board
- Mounted on 125mm Dia castor with brakes
- ABS Corner Bumper
- Drainage Bag Hooks
- Provision for I.V. pole on all sides of the bed.
- Available with removable I. V. Pole
- Pre-treated with seven tank phosphating process and Epoxy Powder Coated

Positions:

- a Backrest
- b Kneerest
- c Trend/Reverse Trendenburg
- d Hi-Low

GM 7008

ICU Bed - Mechanical (Economy Model, S. S. Bows)



- Overall approx Size: 2100L x 900W x 600-800H mm
- Frame work made of Rectangular M. S. Tube
- Stainless Steel Head & Foot Bows with Laminated Panels
- Aluminium Collapsible Safety side railings
- Telescopic I. V. Rod with 4 Locations
- Bed Mounted on 125mm Deluxe Castors two with brakes
- Pre-treated with seven tank phosphating process and Epoxy Powder Coated

Positions:

- Backrest
- Kneerest
- Trendenburg / Reverse Trendenburg
- Hi-Low

GM 7009

Hospital Bed Fowler (ABS Panels & ABS Side Railing)



- Frame work made of Rectangular M. S. Tube
- 4 Section Top made of Perforated M. S. Sheet
- Backrest & Kneerest
- ABS mounted head and foot panels
- ABS tuck away safety side Railings
- Telescopic I. V. Rod with 2 Locations
- Bed Mounted on 100mm. Dia castor 2 with brakes
- Overall Size: 210L X 90W X 60H cm
- Finish: Epoxy powder Coated
- Position: Backrest & Kneerest



GM 7010

ICU Bed Fowler (ABS Panels)



- Frame work made of Rectangular M. S. Tube
- 4 Section Top made of Perforated M. S. Sheet
- Backrest, Kneerest, Positions Maneuvered by Separate screw from Foot End
- ABS mounted head and foot panels
- Telescopic I. V. Rod with 2 Locations
- Bed Mounted on 100mm Dia castor 2 with brakes
- Overall Size: 206L X 90W X 60H cm
- Finish: Epoxy powder Coated

GM 7011

Hospital Bed Fowler (S. S. Bows)



- Frame work made of Rectangular M. S. Tube
- 4 Section Top made of Perforated M. S. Sheet
- Detachable S. S. Head and Foot Bow fitted with laminated panels
- Telescopic I. V. Rod with 4 Locations
- Bed Mounted on 100mm Dia castor 2 with brakes
- Overall Size: 206L X 90W X 60H cm
- Finish: Pre-treated & Epoxy powder Coated
- Position: Backrest & Kneerest

GM 7012

Hospital Bed Semi Fowler (ABS Panel)



- Frame work made of Rectangular M. S. Tube
- 2 Section Top made of Perforated M. S. Sheet
- Backrest, Section Manoeuvre by screw Handle from Foot end
- ABS Mounted Head & Foot Panels
- 4 Locations for I. V. Rod
- Overall Size: 206L X 90W X 60H cm
- Finish: Epoxy Powder Coated



GM 7013

ICU Semi Fowler Bed (Deluxe)



- Frame work made of Rectangular M.S. Tube
- 2 Section Top made of Perforated M. S. Sheet
- Backrest, Section Manoeuver by screw Handle from Foot end
- SS Head & Foot Bow with Laminated Panels
- 4 Locations for I. V. Rod
- Overall Size: 206 L X 90 W X 60H cm
- Finish: Epoxy Powder Coated

GM 7014

Hospital Semi Fowler Bed (MS Panel) Deluxe



- Frame work made of Rectangular M. S. Tube
- 2-Section Top made of Perforated M. S. Sheet
- Backrest, Section Manoeuver by screw Handle from Foot end
- M. S. Head & Foot Bows with Laminated Panels
- 4 Locations for I. V. Rod
- Overall Size: 206 L X 90 W X 60H cm
- Finish: Epoxy Powder Coated

GM 7015

Hospital Semi Fowler Bed (Standard)



- Frame work made of Rectangular/Square M. S. Tube
- 2 Section Top made of Perforated CRCA M. S. Sheet
- Backrest, Section Manoeuver by screw Handle from Foot end
- Tubular Head & Foot Bows of unequal height
- 4 Locations for I. V. Rod
- Overall Size: 206L X 90W X 60H cm
- Finish: Pre-treated Epoxy powder Coated



GM 7016

Ortho Bed



- Size: 2030L X 900 W X 530Hmm
- Operated by screw mechanism
- Two section foot end
- Fully stainless steel
- Provision for I. V. Pole
- Urine bag hook provision on both side with head-up position (Trendelenberg)
- Castors in high strength engineering plastic

GM 7017

Hospital Bed Plain



- Frame work made of Rectangular/Square M. S. Tube
- Top made of perforated CRCA MS sheet
- Tubular Head & Foot Bows of equal height
- 4 Locations for I. V. Rod
- Overall Size: 206L X 90W X 60Hcm
- Finish: Pre-treated Epoxy Powder Coated

GM 7018

Hospital Bed Pediatric



- Main frame of rectangular pipe
- Perforated CRCA sheet top
- Tubular head & foot bow of equal height with vertical tube supports on PVC stumps
- Size: 206L X 90W X 60Hcm
- Finish: Pre-treated & Epoxy powder Coated



GM 7031

Luxurious Accompanier's Chair



- Overall Size: Chair Position: 770 X 680 X 1125 mm
Bed Position: 2050 X 680 X 550 mm
- Mild steel tubular frame work mounted
- Easily convertible to chair
- Castors to facilitate couch position
- High quality durable mattress in three sections
- Compact construction to save space
- Finish: Pre-treated & Epoxy powder Coated

GM 7032

Attendant Bed Cum Chair



- MS Tubular frame work mounted on PVC stumps
- Pull-Out Design for Easy Transforming Recliner into Bed
- Overall Size: 188L x 50L x 40H cm
- Finish: Pre-treated & Epoxy Powder Coated

GM 7033

Attendant Bed



- Frame work made of Rectangular / Square M. S. Tube.
- 5 cm Foam Padded top covered with rexine
- Leg fitted with PVC stumps
- Overall Size: 180L X 60W X 46H cm
- Finish: Pre-treated Epoxy powder Coated



GM 7051

Mosquito Net Poles



- 4 Vertical M. S. Tube of 19 mm
- 2 Longitudinal & Two transverse
- Tubes of 5.8 mm knocked down condition
- Pre-treated and Epoxy Powder Coated

GM 7052

Mattress for Hospital Bed



A^



C^



C^

- 10 cm thick, 32/40 density foam mattress covered with rexine closed with zip at one end
- A - Single mattress for plain beds
- B - Two section mattress for Semi-Fowler beds
- C - Three section mattress for Fowler / I.C.U. Beds

GM 7053

ABS Tuck Away Railings



- Comes in durable ABS material finish and provides for enhanced interior safety support as well as add to the decor needs of the surrounding decor



GM 7054

IV Rod For Hospital Bed



- A telescopic stainless steel infusion stand with a range of height adjustable from 110 to 195 cm, adapted for insertion in to the lifting pole holder at the head end of the bed
- Can be locked to prevent unwanted rotating

GM 7055

Lifting Pole




- S. S. Tubular pole fitted with hand grip
- Easy fitted back side of the head bow
- Pole can be mounted on either side of the bed and allows the occupant to reposition

GM 7056

Collapsible Side Railings



- M. S. Tubular constructions
- Two S. S. Rod of side inside M. S. Bushes, lockable with knob Pre-treated



GM 7071

Light Single Dome 4 Reflector



- Luminance : 1,25,000 Lux
- Spot Diameter : 100 - 150 mm
- Depth Illumination : 10 - 15 cm
- Colour Temp. : 4800-4850 K
- Colour Rendering Index : 91 Ra
- Focusing : Manual
- LED Average Life : >50000 Hrs
- Number of LED : 76
- Diameter of Light : 580 mm
- Intensity Control : 10~100 Digital
- Power Supply : 220V/50Hz AC
- Power Consumption : 40 Watts
- Special Function : Memory

GM 7072

Light Single Dome 3 Reflector



- Luminance : 1,00,000 Lux
- Spot Diameter : 100 - 180 mm
- Depth Illumination : 15 - 21 cm
- Colour Temp. : 4000-4850 K
- Colour Rendering Index : 91 Ra
- Focusing : Manual
- LED Average Life : >50000 Hrs
- Number of LED : 57
- Diameter of Light : 580mm
- Intensity Control : 10~100 Digital
- Power Supply : 220V/50Hz
- Power Consumption : 35 Watts
- Special Function : Memory

GM 7073

Light Single Dome 3 Reflector



- Luminance : 1,50,000 Lux
- Spot Diameter : 100 - 180 mm
- Depth Illumination : 10 - 15 cm
- Colour Temp. : 4000-4850 K
- Colour Rendering Index : 91 Ra
- Focusing : Manual
- LED Average Life : >50000 Hrs
- Number of LED : 111
- Diameter of Light : 600 mm
- Intensity Control : 10~100 Digital
- Power Supply : 220V/50Hz AC
- Power Consumption : 40Watts
- Special Function : Memory



GM 7074

Led Examination Light



- Luminance : 45,000 Lux
- Spot Diameter : 100 - 180 mm
- Depth Illumination : 10 - 15 cm
- Colour Temp. : 4000 - 4850 K
- Colour Rendering Index : 91 Ra
- LED Average Life : >50000 Hrs
- Number of LED : 19
- Diameter of Light : 150 mm
- Intensity Control : 10~100 Digital
- Power Supply : 220V/50Hz AC
- Power Consumption : 12 Watts
- Special Function : Memory

GM 7075

LED OT Light Ceiling 3 Reflector



- Intensity : 1,00,000 Lux
- Spot Diameter : 100 - 150 mm
- Depth Illumination : 10 - 15 cm
- Colour Temp. : 4000 - 4850 K
- Colour Rendering Index : 91 Ra
- Focusing : Manual
- LED Average Life : >50000 Hrs
- Number of LED : 57
- Diameter of Light : 580mm
- Intensity Control : 10~100 Digital
- Power Supply : 220V/50Hz AC
- Power Consumption : 40 X 2 Watt
- Special Function : Memory

GM 7076

LED OT Light Ceiling 4 Reflector



- Luminance : 1,75,000 Lux
- Spot Diameter : 100 - 180 mm
- Depth Illumination : 15 - 21 cm
- Colour Temp. : 3200-5200 K
- Colour Rendering Index : 91 Ra
- Focusing : Manual
- LED Average Life : >50000 Hrs
- Number of LED : 178
- Diameter of Light : 693 mm
- Intensity Control : 10~100 Digital
- Power Supply : 220V/50Hz AC
- Power Consumption : AC, 55 Watts
- Special Function : Memory



GM 7077

LED OT Light Ceiling double dome 4+4 Reflector



- Intensity : 1,25,000 Lux
- Intensity Satellite : 1,25,000 Lux
- Spot Diameter : 100 - 150 mm
- Depth Illumination : 10 - 15 cm
- Colour Temp. : 4000 - 4850 K
- Colour Rendering Index : 91 Ra
- Focusing : Manual
- LED Average Life : >50000 Hrs
- Number of LED : 76 X 2
- Diameter of Light : 580mm X 2
- Intensity Control : 10~100 Digital
- Power Supply : 220V/50Hz AC
- Power Consumption : 40 X 2 Watt
- Special Function : Memory

GM 7078

LED OT Light Ceiling 4 Reflector



- Intensity : 1,25,000 Lux
- Spot Diameter : 100 - 150 mm
- Depth Illumination : 10 - 15 cm
- Colour Temp. : 4000 - 4850 K
- Colour Rendering Index : 91 Ra
- Focusing : Manual
- LED Average Life : >50000 Hrs
- Number of LED : 76
- Diameter of Light : 580mm
- Intensity Control : 10~100 Digital
- Power Supply : 220V/50Hz AC
- Power Consumption : 40Watt
- Special Function : Memory

GM 7079

LED OT Light Ceiling double dome 4+3 Reflector



- Intensity : 1,25,000 Lux
- Intensity Satellite : 1,00,000 Lux
- Spot Diameter : 100-150 mm
- Depth Illumination : 10 -15 cm
- Colour Temp. : 4000 - 4850 K
- Colour Rendering Index : 91 Ra
- Focusing : Manual
- LED Average Life : >50000 Hrs
- Number of LED : 76 + 57
- Diameter of Light : 580mm
- Intensity Control : 10~100 Digital
- Power Supply : 220V/50Hz AC
- Power Consumption : 40 X 2 Watt
- Special Function : Memory



GM 7080

Monitor Trolley



- Overall approx. size: 800L X 600 W X 1408 H mm
- One drawer & 4 shelves Oxygen cylinder cage & I. V. Rod
- Mounted on 125mm dia castors
- Switch & Socket panel for medical equipment
- Epoxy Powder Coated/Stainless Steel

GM 7081

Crash Cart



- Overall approx Size: 940L X 490W X 1535H mm
- Six colored removable bins and 2 polystyrene lockable storage units with 3 drawers
- 4 swivel castors, 125mm dia, 2 with brake
- Complete with corner buffers, powder coated oxygen cylinder holder, S. S., I. V. Rod, S. S. shelves, cardiac massage board and electric lamp S. S. Tubular frame

GM 7081A

Medicine Trolley



- 36 Bins
- 12 large size bins
- 24 medium size bins
- 125mm castor's
- Full SS framework

GM 7081B

Medicine Card



- 4 swivel castors, 1220 mm dia, 2 with brake
- Complete with corner buffers, powder coated oxygen cylinder holder, S. S., I. V. Rod, S. S. shelves, cardiac massage board and electric lamp S. S. Tubular frame



GM 7082

Mayo Instrument Trolley (Mechanical)



- Approx Tray S. S. Size: 76 L X 46 W cm
- Frame work of CRC tubes mounted on 10 cm castors
- Height adjustable by gear handle
- Epoxy Powder Coated / Stainless Steel Frame

GM 7083

Mayo Instrument Trolley (SS Tray)



- Overall Size: 76L X 46W X 81H cm
- Tray Size S.S.: 56 L X 40W cm
- Rectangular CRC tube mounted on 5 cm castors, height adjustable by side Knob
- Finish Pre-treatment and Epoxy Powder
- Coated finish / Stainless Steel Frame

GM 7084

Mayo Instrument Trolley

Mayo Instrument Trolley over the OT Table - Mechanical



- Approx Tray S. S . Size: 91 L X 50 W cm
- Frame work of CRC tubes mounted on 10 cm castors
- Height adjustable by gear handle
- Epoxy Powder Coated / Stainless Steel Frame

GM 7085

Instrument Trolley - 2 Shelves



- Overall Approximate Seat Size: 680L X 450 W X 820 H
- Frame work of stainless steel tubes mounted on four 50 mm dia swivelling castors
- There are 2 stainless steel shelves with three side railings on top shelf only in these instrument trolleys
- Optional Pre-treated and epoxy powder coated



GM 7086

Dressing Trolley



- Size: 76 X 51 X 90 cm
- Tubular frame powder coated with two heavy S. S. shelves
- Mounted as four castors 20 cm
- Protective railing on four side on both shelves
- Available with Bowl & Bucket

GM 7087

Surgeon's Chair



- Cushioned seat and back
- Pneumatic height adjustable
- 5 legs base on castors
- Height adjustable and winging Back Rest

GM 7088

Scrub Station



- Scrub station wall mounted scrub Station, made of heavy duty stainless steel 304 grade designed for splash-free usage with out touching the taps soap dispensers directly with the handle

Available in

- One Bay
- Two Bay
- Three Bay

GM 7089

Dust Bin Small SS




- Fully joint less stainless steel from outer and plastic bucket inside
- Foot operated



GM 7090

Operating C-Arm Table - Hydraulic



- Hydraulic operated Table Having all surgical position chair, Neuro, spinal, Flex /Reflex Trendelenburg / reverse Trendelenburg, Lateral Lithology position. The eccentrically position table column and inter-changeable head and leg section allow optima use of the

C-ARM image intensifier. Table height adjustable with help of hydraulic and other position with the help of smooth lever handle. Table is mounted on castors wheel with locking device. Head and leg sections are interchangeable. Base and column covers and made of stainless steel for easy cleaning. Rodio Translucent top. Stainless steel rails with clamps accepts all standard accessories

Technical Data:

- 185 L X 50W X 75 to 95H cm
- Trendelenburg / Reverse 35° Lateral tilt 20° (both side)
Flex / Reflex 220°

Standard Accessories:

- Anesthetist screen, Arm rest with SS top padded Lateral Support, padded Lithotomy Crutches, Padded shoulder support, Rubber Mattress

GM 7091

Operating C-Arm Table - Electric



Suitable for:

- General Surgery
- Vascular Surgery
- Cardiac Surgery
- Neurology Surgery
- Urology Surgery
- Gynecology
- Laparoscopy
- Plastic Surgery

Standard Accessories:

- Anesthetic Screen
- Shoulder Supports with pad
- Lateral Support with Pad
- Knee Crutches



GM 8001

Obstetric Delivery Bed (2 Section Top)



- Approx Size: Body section: 1000L X 800W X 750H mm,
- Leg section: 900L mm Bed, Labour and Delivery made in 2 section body section with Legs mounted on rubber tips, leg section swivel castors with brakes
- Leg section can be completely recessed under the body section supports for leg holder with solid mechanism to fix leg holders at requested height & width
- Filled mattress-pad and over mattress pad in 2 section
- Supplied with 2 knee crutches adjustable in height & width
- Knockdown construction
- Finish: Epoxy powder coated

GM 8002

Obstetric Delivery Table (Mechanical)



- Approx. Dimensions: 72L X 22W X 30H inches
- Three sections cushioned top
- Backrest, seat, Leg section adjustable by hand
- Complete with S. S. bowls
- A Pair of knee crutches with height adjustable
- Finish: Pre-treated & Epoxy Powder coated

GM 8003

Obstetric Delivery Bed (2 Section Top)



- Approx. Dimensions: 72L X 30W X 30H inches
- Tubular frame work made in 2 section
- Finish pre-treated & Epoxy powder coated
- Leg section on swivel castors with brakes
- Two section cushioned top
- Height adjustable a pair of knee crutches
- Pre-treated & Epoxy powder coated



GM 8004

Obstetric Delivery Table (Fixed Height)



- Approx. Dimensions: 72L X 27W X 24 - 32 H inches
- Tubular frame work mounted on swivelling castors
- Stainless steel top in three sections
- Trendelenburg positions adjustable by pneumatic gas spring system
- Hydraulically height adjustable by foot paddle from side
- Brackrest section adjustable on ratchet
- Leg end section can slide under the main section
- A Pair of knee crutches with heigh adjustable
- Finish Pre-treated & Epoxy powder coated

GM 8005

Obstetric Delivery Table (Telescopic)



- Approx. Dimensions: 72L X 27W X 24 - 32H inches
- Tubular frame work mounted on swiveling castors
- Stainless steel top in three sections
- Trendelenburg positions adjustable by pneumatic gas spring system
- Hydraulically height adjustable by foot paddle from side
- Brackrest section adjustable on ratchet
- Leg end section can slide under the main section
- A Pair of knee crutches with height adjustable
- Finish Pre-treated & Epoxy powder coated



GM 8006

Labour Delivery Room Bed (Electric)



- Overall Size: 1880L X 900W X 600 - 800H mm
- Tubular Frame work mounted on 125 mm dia castor two with brakes
- Three section top made of M. S. pipe with fixed cushioned mattress
- Trendlenburg /Reverse Trendlenburg positions, height adjustment
- Back section adjustment through electric actuator system
- Leg and section can slide under the main section
- Provided with a pair of upholstery Lithonomy position
- S. S. Telescopic I. V. Rod
- Detachable S. S. Tray

GM 8007

Labour Delivery Room Bed (Hydraulic)



- Overall Size: 1880L X 900W X 600 - 800H mm
- Tubular Frame work mounted on 125 mm dia castor two with brakes
- Three section top made of MS pipe with fixed Cushioned mattress
- Trendlenburg /Reverse Trendlenburg positions, Height Adjustment
- Back section adjustment through electric actuator system
- Leg and section can slide under the main section
- Provided with a pair of upholstery Lithonomy position
- S. S. Telescopic IV Rod
- Detachable S. S. Tray



GM 8021

Baby Bassinet



- Preplex transparent Crib with mattress, with utility box Trendlenburg / Rev. Trendlenburg
- Laminated cupboard with plate form
- 5 cms castors
- I. V. Rod
- Finish: Pre-treated and Epoxy Powder Coated

GM 8022

Baby Bassinet



- Preplex transparent Crib with Mattress, Stainless Steel and storage space
- Trendlenburg / Rev. Trendlenburg
- 5 cm Castors
- Finish: Stainless Steel

GM 8023

Baby Cradle



- Overall Size: 36L X 15W X 39H inches
- M. S. Tubular pipe
- Stand fitted with PVC Stumps
- Wire mesh hanging cradle
- Finish: Pre-treated and Epoxy Powder Coated



GM 804I

Wheelchair Stair Chair



- Wheelchair type stretcher, made of high quality Aluminium alloy, it is mainly used in some areas with difficult traffic or entry such as narrow halls, gangways, cloister or stair with several turnings

Technical Parameter:

- Folded Size : 93L X 51W X 16H cm
- Folded in to wheelchair :
 - Back height : 91 cm (Width) 50cm
 - Seat-height : 49 cm (Width) 50cm
 - Net Weight : 8 kg
 - Dimension of the packing box : 100L X 55W X20H cm
 - Gross Weight : 12kg

GM 8042

Wheelchair Stretcher with Varied Positions



- Automatic wheelchair type stretcher is mainly used to transport the sick, wounded outdoor. It's a necessary accessory on ambulances and could be folded as wheelchair in narrow stairs or elevators. The model is made of high quality Aluminium alloy, with characteristics such as light weight, good appearance, reasonable configuration, It has soft foam mattress on the surface and protecting block sidely. It's an easy operation stretcher

Technical Parameter:

- Product Size : 190L X 59W X 85H cm
- Net Weight : 45 kg
- The bearing pressure : <159 kg
- Dimension of the pkg box : 200L X 60W X 27H cm
- Gross Weight : 55 kg



GM 8043

Scoop Stretcher - Telescopic / Imobile



- Product Size: 168L X 43W X 7H cm (min)
224W X 45H X 0H cm (max)
- Net weight: 9 kg
- Gross Weight: 11kg
- The bearing pressure: <159 kg
- Dimension of the packing box: 127L X 45W X10H cm

GM 8044

Folding Stretcher Canvas - 2 Fold



- Unfolded Size: 221L X 53W X 15H cm
- Folded Size: 110L X 18W X 11H cm
- Net Wt.: 5 kg
- Gross Wt.: 6 kg
- Load Bearing Capacity: 159 kg

GM 8045

Folding Stretcher - 4 Fold



- Aluminium folding length wise as well as width wise.
- 4 Fold, Provided with bag
- Overall size: 210L X 53W X 12H cm
- Folded Size: 61L X 30W X 12H cm
- Load Bearing Capacity: 159 kg

GM 8046

Folding Stretcher - Canvas



- M. S. Pole widthwise fold
- Overall Size: 213L X 56W X 15H cm
- Finish: Pre-treated and Epoxy Powder Coated



GM 8047

Stretcher Trolley



- Overall approx dimension: 2030L X 560 D X 820H mm
- Strong construction made from MS ERW round tubes dia, without brake
- Removable stretcher top made from M. S. sheet supported on M. S. tubular frame
- Pre treated and powder coated finish
- Supplied in knock down condition
- Also available in M. S. Framework & S. S. Top

GM 8048

Patient Trolley with 2 Section Mattress



- Overall Approx Size: 180L X 56W X 81H cm
- Frame work made of Tubular M. S. Pipe Swing Away type Safety Side Railing, Adjustable I. V. Rod Utility Tray, Cylinder Cage Foam padded top
- Trolley mount on 15cm Dia castors - 2 with Brakes
- Finish: Pre-treated and Epoxy Powder Coated



GM 8049

Emergency Recovery Trolley



- 2 section top
- Height adjusted by foot operated imported hydraulic
- Pump from 660 mm to 910 mm
- Gas spring assisted Trendlenburg /Reverse Trendlenburg positions
- Complete with corner buffers, synthetic rubber covered handles, sliding X-ray cassette, tray, oxygen cylinder holder, S. S. telescopic
- I. V. rod and swing away S. S. side rails
- Pre-treated and powder coated
- Four imported swivel castors, 15cm dia, two with total lock
- X-ray permeable removable stretcher, backrest raised on ratchet
- Overall approx size: 210L X 65W X 65 - 5H cm

GM 8050

Patient Trolley - Hi-Low



- Frame work made of S. S. tubes
- Overall Size: 195L X 65W X 65 - 85H cm
- Safety side railing, I. V. Rod Height adjustable by crank handle
- 15 cm dia castors
- The surface uses the high - quality leather surface intension high density sponge, the back may need to adjust according to the patient Applies the brake reliably
- Finish: Pre treated and Epoxy Powder Coated
- Also available in M. S.



GM 8071

Wheel Chair (Foldable)



- Powder coated Aluminium frame
- Reclining high back
- Detachable armrest
- Elevating footrest
- Solid rear wheel
- Seat width: 18"
- Color: Grey frame with back fabric
- Size: 22"
- Longer service life
- Compact designs
- Resistance against corrosion

GM 8071B

Wheel Chair - Deluxe



- Powder coated Aluminium frame
- Reclining high back
- Detachable armrest
- Elevating footrest
- Solid rear wheel
- Seat width: 18"
- Color: Grey frame with back fabric
- Size: 22"
- Longer service life
- Compact designs
- Resistance against corrosion

GM 8072

Wheel Chair - Electric



- Wheelchair Electronic with Safety Lamp
- Adjustable Armrest Pad, Detachable Side board
- Adjustable Angle Backrest
- Maximum Distance covered on Single Charge: 20 km
- Speed Range: 1- 6 km/hour
- Climbing Power: 12
- Battery: 28 AH, 12V X 2, Charge: 20 km
- Motor: 168W X 2



GM 8091

Examination Couch



- Overall Size: 183L X 60W X 81H cm
- Frame work of CRC tubes
- Leg fitted with PVC stumps
- 5 cm foam cushioned top covered with rexine
- Finish: Pre-treated and Epoxy Powder Coated

GM 8092

Gynaec Examination Table



- Overall Size: 180L X 60W X 46H cm
- Frame work made of Rectangular/Square M. S. Tube
- Back rest section adjustable on Ratchet/Lever
- Leg fitted with PVC stumps
- 5 cm foam cushioned top covered with rexine with Perineal cut
- Adjustable Lithotomy poles with straps
- Finish: Pre-treated and Epoxy Powder Coated

GM 8093

Examination Couch



- Overall Approx Size: 187L X 51W X 81H cm
- Adjustable Backrest by gas spring system
- 2 section Foam padded, Upholstered top
- Provided with 3 Drawers and 3 Cabinets
- M. S. Powder Coated
- With Inbuilt Footstep



GM 9001

Gynaec Examination Table (Two Sections)



- Overall Size: 180L X 60W X 46H cm
- Frame work made of Rectangular/Square M. S. Tube
- Backrest section adjustable on Ratchet/Lever
- Leg fitted with PVC stumps
- 5 cm foam cushioned top covered with rexine Perineal cut
- Adjustable lithotomy poles with straps
- Finish: Pre-treated and Epoxy Powder Coated

GM 9002

Examination Couch



- Approx Dimensions: 72L X 24W X 32H inches
- Frame work Rectangular & Square Steel tubes
- Adjustable Back Rest by hand lever 2 Section Cushioned top
- Leg fitted on PVC stands
- Finish: Pre-treated and Epoxy Powder Coated

GM 9003

Led X-ray View Box



A



B



C



D

- A - For four film
- B - For three film
- C - For two film
- D - For one film



GM 9004

Visitor's Stools



- M. S. Tubular frame fitted with PVC stump
- CRC Sheet duly double press bent
- Overall Size: 12 X 12 X 20 inches
- Finish: Pre-treated and Epoxy Powder Coated

GM 9005

Foot Step



GM 9005

Single Step:

- Step Size: 505L X 305W X230 H mm Step made of CRCA sheet fitted with Aluminium tread flats by pop rivets
- Frame made of 1X18G X CRC tubes fitted with PVC stumps
- Finish: Pre-treated and Epoxy Powder Coated



GM 9005A

Double Step:

- Step size: 505 L X 305 W mm
- First Step: 230H mm
- Second Step size: 450H mm
- Step made of CRCA sheet fitted with Aluminium tread flats by pop rivets
- Frame made of 1 X 18G X CRC tubes fitted with PVC stumps
- Finish: Pre-treated and Epoxy Powder Coated

GM 9006

Patient's Stool

Revolving Cushion Top



- Tubular four legs base with chrome plated foot ring
- Cushioned seat
- Adjustable of height by an accurately machined screw
- Finish in Epoxy Powder Coated

GM 9007

Lab Technician Stool

Cushion Top



- Height adjustable
- Cushioned seat
- 5 legs base on castors

GM 9008

Patient's Stool

Revolving S. S. Top



- Tubular four legs base
- S. S. Top
- Adjustable of height by an accurately machined screw
- Finish in S. S.

GM 9009

Patient's Stool

Revolving S. S. Top



- Tubular four legs base with chrome plated foot ring
- Top of stainless steel
- Adjustable of height by an accurately machined screw
- Finish in Epoxy Powder Coated



GM 9021

Bed Side locker (Standard)



- Overall Size: 16 L X 16 W X 32 H inches
- Tubular pipe construction fitted PVC stumps assembled to M. S. Cupboard
- Stainless steel top
- Finish: Pre-treated and Epoxy Powder Coated

GM 9022

Filing Cabinet



- Overall Size: 460 X 440 X 780 mm
- The cabinet is made of one shot Molding ABS engineering hard plastic, anti-aging, anti-rust

GM 9023

Bed Side locker (ABS)



- Material: ABS engineering plastic
- Towel rack and hooks on both side to hold light things
- Extendable table board, adjustable laminates in the cabinet

GM 9024

Bed Side locker (Deluxe)



- Overall Size: 16 L X 16W X 32 H inches CRCA sheet constructions having one Box and one Drawer
- S. S. Top with three Side raise edges
- Finish: Pre-treated and Epoxy Powder Coated

GM 9025

Case History

40 Cases



- Over all size: 760 x 460 x 920 mm
- Material: Full plastic stainless material, artificial Marble top
- Double rows, 40 layers with 2 drawers
- Pull handles on both sides
- Hold pulls on drawers
- 4 noiseless casters, 2 front casters with brake
- Protective corners
- Noiseless slides for drawer

GM 9026

Case History

Trolley 20 Cases




- Over all size: 520 x 470 x 940 mm
- Material: Full plastic stainless material, artificial Marble top
- Single row, 20 layers with 1 drawer
- Pull handles on both sides
- Hold pull on drawer
- 4 noiseless casters, 2 front casters with brake
- Protective corners
- Noiseless slides for drawer



GM 9027

Emergency Drug Trolley

- With 50 Compartments
- With 20 Compartments



GM 9028

Bed Side Locker

- MS with Wooden Front and Top
- Size: 385L X 410W X 840H mm



GM 9029

Anesthesia Trolley

- Finish: MS Powder Coated Front
- Size: 660L X 505W X 1045H mm
- Folding Try: 505L X 408W mm



GM 9029A



GM 9030

Bed Side locker (ABS)

- Size: 385L X 410W X 850H mm



GM 9031

Utility Trolley - Two Shelves

- Size: 610L X 610W X 900H mm
- S. S. Shelves
- M.S. Framework
- 1 M.S. Drawer
- 10 cms castors



GM 9032

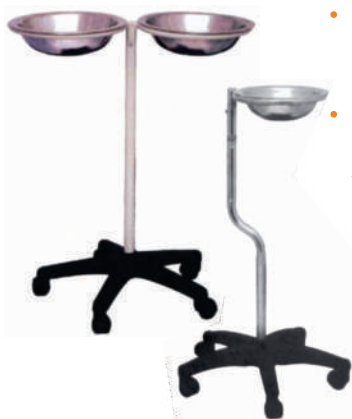
ECG Trolley

- Overall approx dimension: 880 x 500 x 460
- Tubular construction made of Stainless steel
- Trolley mounted on four synthetic body twin wheel castors 100mm wheel dia two with brake & two without brake
- Trolley has two shelves and one drawer on top



GM 9033

Handwash Basin Stand Double Basin & Single Basin



- Five legs base mounted on 5 cm dia castors with two approx 35 cm S. S. Basin
- Finish: Pre-treated and Epoxy Powder Coated frame with S. S. Basin

GM 9034

Monitor Stand



- Size 900 mm
- MS Powder Coated
- Base MS Powder Coated
- 100 mm Castor

GM 9035

Saline Stand



- 5 Pronged base fitted with 5 cm dia castor
- 12 mm S. S. Adjustable double hook I. V. Rod.
- To hold I. V. Rod at one fixed height by knob

- A** - Plastic Base with M.S./S.S. pipe
B - S. S. Base with S. S. pipe
C - M. S. base with M. S. pipe

GM 9036

Cylinder Trolley



- Size: 12 X 12 X 20 inches
- Tubular frame work
- Two 10 cm castors
- M. S. sheet base plate
- Finish: Pre-treated and Epoxy Powder Coated finish

Available in 2 size:

1. For small cylinder
2. For large cylinder

GM 9037

Kick Bucket/Bowl



- Mainly made of Stainless Steel tubular frame work mounted on Three/Five 50 mm dia swivelling castors with S. S. bucket with cover
- Finish in matt dual

GM 9038

Linen Change Trolley



- M. S. Tubular frame mounted on 10 cm Dia castors
- Three shelves made of M. S. sheet A Canvas Bag fitted on front side
- Epoxy Powder Coated Finish



GM 9039

Soild Linen Trolley



- Push handle at one end
- Frame work of CRC tube mounted on 10 cm castors
- Superior quality plastic bucket
- Pre-treated & Epoxy Powder Coated /Stainless steel Frame

GM 9040

Soild Linen Trolley Canvas



- Frame work of CRC tube mounted on 10 cm castors
- Superior quality canvas bag
- Finish: Pre-treated and Epoxy Powder coated finish

GM 9041

Difficult Incubations Trolley with Colored Drawer Fronts

- **Dimensions** : 750W X 450D X 915H
- **Drawers** : 3 X Drawers
- **Dividers** : 1 X Divides in Top 2 Drawers, 4 Sections in 3rd Drawer
- **Shelves** : 2 X Shelves, 3 X Rails on Top and Bottom Shelf, 1 X (LHS) 300mm X 490mm, Drop Down Shelf Handles New Curved Ergonomic
- **Castors** : 4 X 125mm; 2 X locking front, 2 X swivel rear
- **Construction** : Stainless Steel/Welded
- **Other** : 3 X Upright Catheter Holders at rear Colored Drawer Fronts
- **Catheter Holders** : Stainless steel with mesh bottom Hooks onto side rail at back of trolley:
 - 18L X 70W X 900H
 - 120L X 70W X 900H
 - 70L X 70W X 900H



GM 9042

Waiting Area Chair

- Perforated sheet
- Galvanized arm rest



GM 9043

Blood Transfusion Chair

- The fabric is pressed PVC artificial leather
- 1 side IV Rod & 2nd side basket
- Open size 70x77x108 cm
- Epoxy powder coated
- Frame made of MS tubes
- 3 angles adjustable & rotatable



GM 9044

Bed Side Screen (4 Fold)



- Overall Size: 168H X 244W cm
- Tubular frame work mounted on 5 cm castors
- Finish: Pre-treated and Epoxy Powder Coated
- Frame work made of CRCA Tubular Pipe in 4 fold

GM 9045

Bed Side Screen (3 Panels)



- Overall Size: 168H X 244W cm
- Frame work made of CRCA tubular pipe in 3 folds mounted on 5cm castors
- Supplied with spring wire and curtains
- Finish: Pre-treated and Epoxy Powder Coated

GM 9046

Bed Side Screen (2 Fold)



- Overall Size: 168H X 244W cm
- Frame work made of CRCA tubular pipe in 3 folds mounted on 5 cm castors
- Supplied with spring wire and curtains
- Finish: Pre-treated and Epoxy Powder Coated



GM 9047

Medicine Trolley



- Size: 780L X 490 D X 920 H
- Four 5" wish wheels with brakes
- Total lock key system
- Upgraded efficiency of storing and mobility

GM 9048

Instrument Cabinet



- Size: 58 X 24 X 14 inches
- Consisting of 4 glass shelves
- 1 door and 2 side metal
- Finish in epoxy powder coated

GM 9049

Instrument Cabinet



- Size: 165 H X 61W X 38D cm
- Constructed from MS Steel sheet
- Upper section with two sliding glass Door and adjustable glass shelves
- Lower section with two M. S. steel sheet, Locking door and one shelf
- Finish in Epoxy Powder Coated

GM 9050

Bio-Medical Waste Bins (16 Itr)



- The foot operated Bio Medical Waste Bins are specifically designed for controlling the cross infection possibilities in the places like hospitals and nursing homes. Made from quality material, these waste bins are segregated on the basis of colors for the easy division of waste. The bins are ideal for ward / OT and wherever the segregation of waste is required

GM 9051

Bio-Medical Waste Bins (55 Itr)



- The bio medical waste bins offered by us are required in hospital and nursing homes for the segregation of bio medical waste. These bins are divided on the basis of colors for easy waste management. Manufactured from quality material, these bins are resistance to corrosion and serves longer service life.

GM 9052

Bio-Medical Waste Bins (30 Itr)



- The bio medical waste bins offered by us are required in hospital and nursing homes for the segregation of bio medical waste. Manufactured from quality SS, these bins are resistance to corrosion and serves longer service life.



GM 9061

Over Bed Table (Sunmica Top)

- Overall Size: 42 L X 16 W X 39 H inches
- Rectangular frame work mounted on 5 cm castors
- Fixed Laminated top 30 X 16 inches
- Finish: Pre-treated and Epoxy Powder Coated



GM 9062

Over Bed Table

- Adjustable by Gear Handle
- Rectangular frame work mounted on 5 cm castors
- Size: 30 X 16 inches laminated/Memberane
- Pressed top adjustable by gear handle
- Finish: Pre-treated and Epoxy Powder Coated



GM 9063

Over Bed Table (Manual)

- Rectangular frame work mounted on 5 cm castors
- 30" x 16" laminated top adjustable by side knob
- Finish: Pre-treated and Epoxy Powder Coated



GM 9064

Over Bed Table (Gas Spring)

- Rectangular frame work mounted on 5 cm castors
- 30" x 16" Laminated/Memberane
- Pressed top adjustable by pneumatic gas spring
- Finish: Pre-treated and Epoxy Powder Coated



GM 9081

Medical Pillow
& Pillow Case



GM 9082

Hospital Linen



GM 9083

Apron



GM 9084

OT Towel



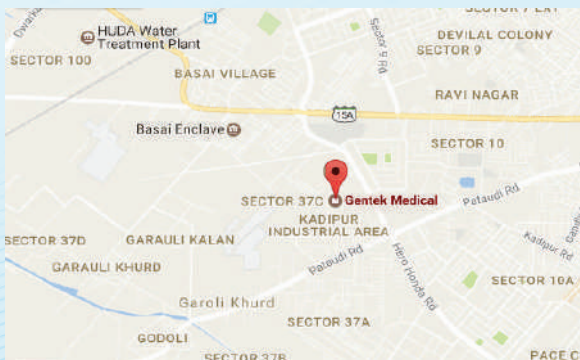
NOTES





Contact for more details:
Rahul Verma | Director
Mobile & WhatsApp: +91 99116 49111
Mobile: 99901 77444
E: rv@gentekmedical.com

Preeti Kokcha | Director
E: pk@gentekmedical.com



GENTEK MEDICAL

Work Address:

Plot No. 545, Kadipur Industrial Area
Street No.8, Main Pataudi Road
Gurgaon-122001. (Haryana)
Ph.: +91 90346-23059
gentekmedical@gmail.com
info@gentekmedical.com

www.gentekmedical.com, hospital-furniture.co